



BMCRC-MRO CHAMPIONSHIPS

2024

Round 2
Pembrey
13th / 14th April 2024



Timing & Results Provided by Timing Solutions Ltd

www.tsl-timing.com



BRITISH SIDECAR CHAMPIONSHIP

BMCRC-MRO Championships - Round 2

Pembrey

13th / 14th April 2024



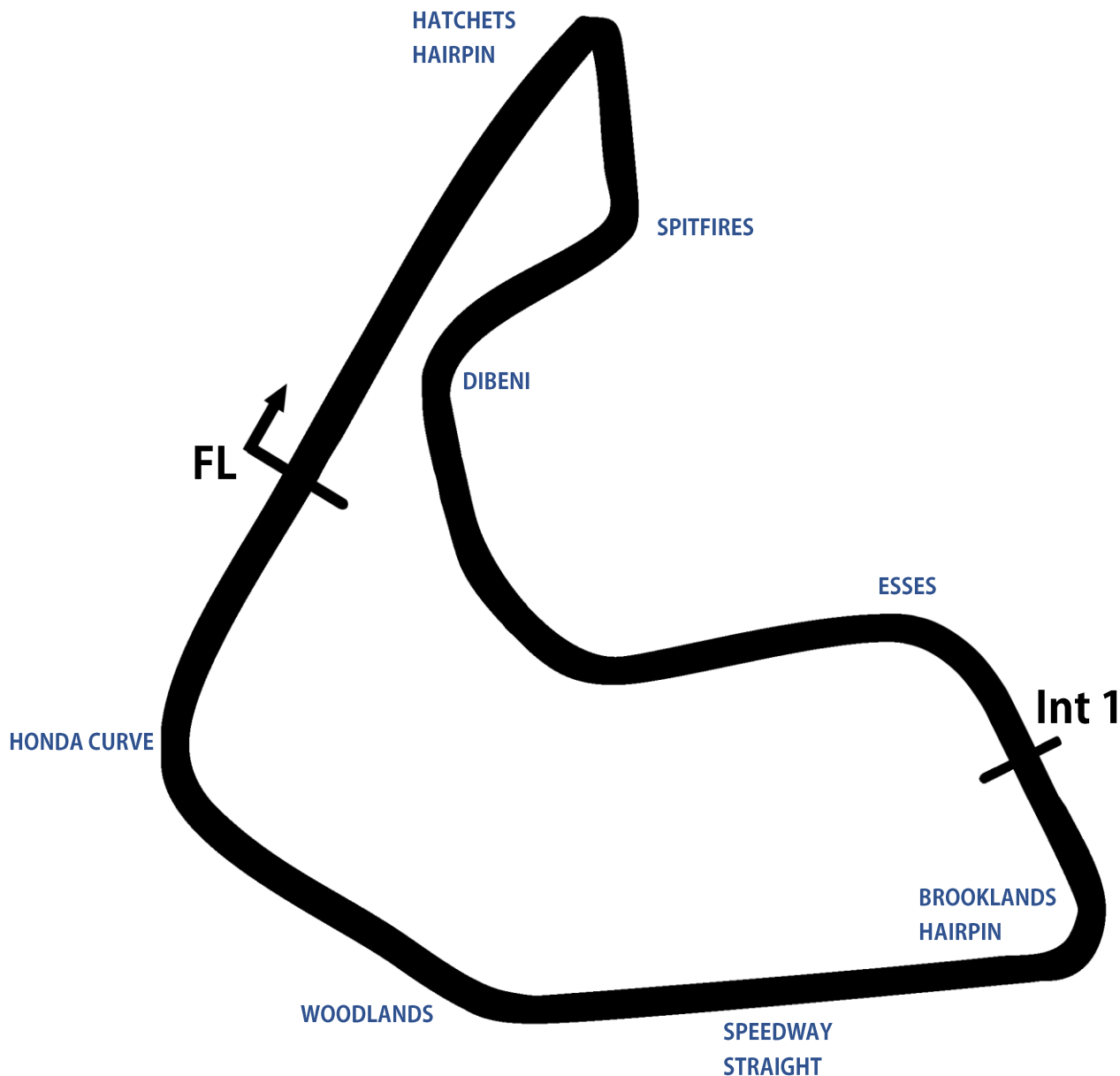
Timing & Results Provided by Timing Solutions Ltd

www.tsl-timing.com



Pembrey National Circuit

Llanelli, Carmarthenshire, UK



Length	1.4560 miles 2.343 km 2343.2m		
FL		51.70587 N	4.32386 W
Int 1	1223m	51.70430 N	4.31667 W
Pit Entry	2304m	51.70597 N	4.32374 W
Pit Exit	100m after FL	51.70664 N	4.32301 W
Pit Entry - Pit Exit	100m, 7.2s @ 50kph, 6.0s @ 60kph		

BMCRC - MRO Championships 2024 - Rnd 2 @ Pembrey



British Sidecar Championship

FREE PRACTICE - CLASSIFICATION

POS	NO	CL	PIC	NAME	ENTRY	TIME	ON	LAPS	GAP	DIFF	MPH
1	4	CUP	1	PEACH / EDWARDS	LCR SIDECAR - Lifesafety Motorsport	1:05.771	8	8			79.69
2	95	GP	1	BLACKSTOCK / ROSNEY	LCR YAMAHA 600 - DHR	1:08.270	9	9	2.499	2.499	76.77
3	17	CUP	2	CLARKE / ENSOR	LCR HONDA - Centurion .CYB fibreglass	1:08.610	6	6	2.839	0.340	76.39
4	100	CUP	3	R. STEVENS / W. STEVENS	Ryde F1 - WPS Racing	1:09.982	4	4	4.211	1.372	74.89
5	44	F2	1	A. FOUNDS / GIBBONS	LCR YAMAHA R6 - Team Founds Racing	1:10.224	9	10	4.453	0.242	74.64
6	38	CUP	4	MOSS / HOPE	LCR R6 - LifeSafety Motorsport - CharlieMossRacing	1:13.483	3	7	7.712	3.259	71.33
7	5	GP	2	BIGGS / SEGERS	LCR YAMAHA - Express Tyre Service/Santander Salt	1:14.712	3	3	8.941	1.229	70.15
8	84	CUP	5	S. LAIDLLOW / J. LAIDLLOW	LCR F600 - Marin motorsport	1:16.866	7	7	11.095	2.154	68.19
9	2	GP	3	HOLDEN / GORDON	ARS KAWASAKI -	1:17.030	2	2	11.259	0.164	68.04
10	93	GP	4	HOLDEN / LAWRENCE	LCR KAWASAKI 600 - Holden racing	1:17.150	2	2	11.379	0.120	67.94
11	26	CUP	6	ATKINSON / SMITH	ARS YAMAHA - Mecsia	1:17.652	4	4	11.881	0.502	67.50
12	89	CUP	7	C. HAUXWELL / K. HAUXWELL	Adolf RS1 - Haz Beenz CKJ Racing	1:17.748	2	3	11.977	0.096	67.41
13	3	F2	2	R. CROWE / C. CROWE	LCR YAMAHA - Northern Fuels	1:17.821	2	2	12.050	0.073	67.35
14	76	F2	3	PEARSON / RESTALL	LCR SUZUKI GSXR - Direct Commercials/ABS Racing	1:18.452	5	5	12.681	0.631	66.81
15	27*	CUP	8	P. KIRBY / T. KIRBY	ARS Yamaha F600 - KRT	1:19.069	2	3	13.298	0.617	66.29
16	91	GP	5	WILLIAMS / PITT	F600 LCR - YAMAHA -	1:23.524	4	4	17.753	4.455	62.75

Comments:

* No. 27 - Please fit a working transponder

Weather / Track : Drizzle / Damp

Date: 13/04/2024 Start: 10:01 Finish: 10:19

These results are provisional until the conclusion of any judicial and technical matters.

Pembrey National: 1.4560 miles

Clerk Of Course:	Stewards:	Timekeeper:	<i>Craig Smith</i>	
------------------	-----------	-------------	--------------------	--

Results can be found at www.tsl-timing.com

Printed - 10:21 Saturday, 13 April 2024



BMCRC - MRO Championships 2024 - Rnd 2 @ Pembrey

British Sidecar Championship

FREE PRACTICE - SECTOR ANALYSIS



SECTOR 1 = FL to I1, SECTOR 2 = I1 to FL, DIFF = Difference To Personal Best Lap, P = Crossed Finish Line in Pit Lane, D = Time Disallowed

P1		4 CUP		PEACH / EDWARDS		LCR SIDECAR - Lifesafety Motorsport	
IDEAL LAP TIME : 1:05.771		BEST LAP TIME : 1:05.771		DIFFERENCE : 0.000			
LAP	SECTOR 1	SECTOR 2	LAP TIME	MPH	DIFF	TIME OF DAY	
1 -		35.493				10:03:20.644	
2 -	43.043	33.290	1:16.333	68.66	10.562	10:04:36.977	
3 -	41.755	33.261	1:15.016	69.87	9.245	10:05:51.993	
4 -	40.266	IN PIT	8:43.829	P 10.00	7:38.058	10:14:35.822	
5 -		31.911	1:20.818	64.85	15.047	10:15:56.640	
6 -	39.454	30.399	1:09.853	(3) 75.03	4.082	10:17:06.493	
7 -	37.726	29.702	1:07.428	(2) 77.73	1.657	10:18:13.921	
8 -	36.448	29.323	1:05.771	(1) 79.69		10:19:19.692	

P2		95 GP		BLACKSTOCK / ROSNEY		LCR YAMAHA 600 - DHR	
IDEAL LAP TIME : 1:08.251		BEST LAP TIME : 1:08.270		DIFFERENCE : 0.019			
LAP	SECTOR 1	SECTOR 2	LAP TIME	MPH	DIFF	TIME OF DAY	
1 -		37.185				10:03:50.705	
2 -	44.612	34.198	1:18.810	66.50	10.540	10:05:09.515	
3 -	43.691	36.025	1:19.716	65.75	11.446	10:06:29.231	
4 -	50.937	IN PIT	7:25.103	P 11.77	6:16.833	10:13:54.334	
5 -		32.174	1:23.154	63.03	14.884	10:15:17.488	
6 -	39.876	30.878	1:10.754	74.08	2.484	10:16:28.242	
7 -	39.075	31.034	1:10.109	(3) 74.76	1.839	10:17:38.351	
8 -	38.639	30.481	1:09.120	(2) 75.83	0.850	10:18:47.471	
9 -	37.770	30.500	1:08.270	(1) 76.77		10:19:55.741	

P3		17 CUP		CLARKE / ENSOR		LCR HONDA - Centurion .CYB fibreglass	
IDEAL LAP TIME : 1:08.610		BEST LAP TIME : 1:08.610		DIFFERENCE : 0.000			
LAP	SECTOR 1	SECTOR 2	LAP TIME	MPH	DIFF	TIME OF DAY	
1 -		37.261				10:03:49.132	
2 -	45.303	34.177	1:19.480	(3) 65.94	10.870	10:05:08.612	
3 -	43.429	35.617	1:19.046	(2) 66.31	10.436	10:06:27.658	
4 -	41.984	IN PIT	10:22.008	P 8.42	9:13.398	10:16:49.666	
5 -		32.100	1:20.368	65.21	11.758	10:18:10.034	
6 -	38.151	30.459	1:08.610	(1) 76.39		10:19:18.644	

P4		100 CUP		R. STEVENS / W. STEVENS		Ryde F1 - WPS Racing	
IDEAL LAP TIME : 1:09.869		BEST LAP TIME : 1:09.982		DIFFERENCE : 0.113			
LAP	SECTOR 1	SECTOR 2	LAP TIME	MPH	DIFF	TIME OF DAY	
1 -		33.922				10:03:57.300	
2 -	40.868	31.613	1:12.481	(3) 72.31	2.499	10:05:09.781	
3 -	40.288	30.907	1:11.195	(2) 73.62	1.213	10:06:20.976	
4 -	38.962	31.020	1:09.982	(1) 74.89		10:07:30.958	

P5		44 F2		A. FOUNDS / GIBBONS		LCR YAMAHA R6 - Team Founds Racing	
IDEAL LAP TIME : 1:10.116		BEST LAP TIME : 1:10.224		DIFFERENCE : 0.108			
LAP	SECTOR 1	SECTOR 2	LAP TIME	MPH	DIFF	TIME OF DAY	
1 -		34.661				10:04:13.451	
2 -	42.242	32.361	1:14.603	70.25	4.379	10:05:28.054	
3 -	40.792	31.744	1:12.536	72.26	2.312	10:06:40.590	
4 -	54.434	IN PIT	5:58.811	P 14.60	4:48.587	10:12:39.401	
5 -		32.855	1:19.651	65.80	9.427	10:13:59.052	
6 -	40.053	32.172	1:12.225	72.57	2.001	10:15:11.277	
7 -	40.032	31.485	1:11.517	(3) 73.29	1.293	10:16:22.794	
8 -	40.344	31.368	1:11.712	73.09	1.488	10:17:34.506	
9 -	39.153	31.071	1:10.224	(1) 74.64		10:18:44.730	
10 -	39.045	31.445	1:10.490	(2) 74.35	0.266	10:19:55.220	

BMCRC - MRO Championships 2024 - Rnd 2 @ Pembrey

British Sidecar Championship

FREE PRACTICE - SECTOR ANALYSIS



SECTOR 1 = FL to I1, SECTOR 2 = I1 to FL, DIFF = Difference To Personal Best Lap, P = Crossed Finish Line in Pit Lane, D = Time Disallowed

P6 38 CUP MOSS / HOPE		LCR R6 - LifeSafety Motorsport - CharlieMossRacing				
IDEAL LAP TIME : 1:12.566		BEST LAP TIME : 1:13.483		DIFFERENCE : 0.917		
LAP	SECTOR 1	SECTOR 2	LAP TIME	MPH	DIFF	TIME OF DAY
1 -		34.038				10:03:22.733
2 -	44.108	33.667	1:17.775	67.39	4.292	10:04:40.508
3 -	41.770	31.713	1:13.483 (1)	71.33		10:05:53.991
4 -	40.853	33.034	1:13.887 (2)	70.94	0.404	10:07:07.878
5 -	47.808	IN PIT	9:11.779 P	9.49	7:58.296	10:16:19.657
6 -		31.868	1:20.412	65.18	6.929	10:17:40.069
7 -	41.016	32.936	1:13.952 (3)	70.87	0.469	10:18:54.021

P7 5 GP BIGGS / SEGERS		LCR YAMAHA - Express Tyre Service/Santander Salt				
IDEAL LAP TIME : 1:14.513		BEST LAP TIME : 1:14.712		DIFFERENCE : 0.199		
LAP	SECTOR 1	SECTOR 2	LAP TIME	MPH	DIFF	TIME OF DAY
1 -		34.959				10:03:20.333
2 -	43.018	33.280	1:16.298 (2)	68.69	1.586	10:04:36.631
3 -	41.604	33.108	1:14.712 (1)	70.15		10:05:51.343

P8 84 CUP S. LAIDLAW / J. LAIDLAW		LCR F600 - Marin motorsport				
IDEAL LAP TIME : 1:13.804		BEST LAP TIME : 1:16.866		DIFFERENCE : 3.062		
LAP	SECTOR 1	SECTOR 2	LAP TIME	MPH	DIFF	TIME OF DAY
1 -		33.479				10:03:23.650
2 -	43.438	34.277	1:17.715 (3)	67.44	0.849	10:04:41.365
3 -	43.488	35.405	1:18.893	66.43	2.027	10:06:00.258
4 -	40.841	IN PIT	8:48.912 P	9.91	7:32.046	10:14:49.170
5 -		35.809	1:31.424	57.33	14.558	10:16:20.594
6 -	44.415	32.963	1:17.378 (2)	67.74	0.512	10:17:37.972
7 -	42.124	34.742	1:16.866 (1)	68.19		10:18:54.838

P9 2 GP HOLDEN / GORDON		ARS KAWASAKI -				
IDEAL LAP TIME : 1:17.030		BEST LAP TIME : 1:17.030		DIFFERENCE : 0.000		
LAP	SECTOR 1	SECTOR 2	LAP TIME	MPH	DIFF	TIME OF DAY
1 -		34.505				10:03:51.008
2 -	43.150	33.880	1:17.030 (1)	68.04		10:05:08.038

P10 93 GP HOLDEN / LAWRENCE		LCR KAWASAKI 600 - Holden racing				
IDEAL LAP TIME : 1:15.657		BEST LAP TIME : 1:17.150		DIFFERENCE : 1.493		
LAP	SECTOR 1	SECTOR 2	LAP TIME	MPH	DIFF	TIME OF DAY
1 -		36.226				10:03:38.104
2 -	43.271	33.879	1:17.150 (1)	67.94		10:04:55.254

P11 26 CUP ATKINSON / SMITH		ARS YAMAHA - Mecsia				
IDEAL LAP TIME : 1:17.652		BEST LAP TIME : 1:17.652		DIFFERENCE : 0.000		
LAP	SECTOR 1	SECTOR 2	LAP TIME	MPH	DIFF	TIME OF DAY
1 -		36.367				10:03:37.766
2 -	44.896	35.300	1:20.196 (3)	65.35	2.544	10:04:57.962
3 -	43.452	34.972	1:18.424 (2)	66.83	0.772	10:06:16.386
4 -	43.244	34.408	1:17.652 (1)	67.50		10:07:34.038

P12 89 CUP C. HAUXWELL / K. HAUXWELL		Adolf RS1 - Haz Beenz CKJ Racing				
IDEAL LAP TIME : 1:17.748		BEST LAP TIME : 1:17.748		DIFFERENCE : 0.000		
LAP	SECTOR 1	SECTOR 2	LAP TIME	MPH	DIFF	TIME OF DAY
1 -		34.349				10:03:22.314
2 -	43.963	33.785	1:17.748 (1)	67.41		10:04:40.062
3 -	44.562	35.846	1:20.408 (2)	65.18	2.660	10:06:00.470

BMCRC - MRO Championships 2024 - Rnd 2 @ Pembrey

British Sidecar Championship

FREE PRACTICE - SECTOR ANALYSIS



SECTOR 1 = FL to I1, SECTOR 2 = I1 to FL, DIFF = Difference To Personal Best Lap, P = Crossed Finish Line in Pit Lane, D = Time Disallowed

P13		3 F2		R. CROWE / C. CROWE		LCR YAMAHA - Northern Fuels	
IDEAL LAP TIME : 1:17.159		BEST LAP TIME : 1:17.821		DIFFERENCE : 0.662			
LAP	SECTOR 1	SECTOR 2	LAP TIME	MPH	DIFF	TIME OF DAY	
1 -		35.724				10:03:54.415	
2 -	43.419	34.402	1:17.821 (1)	67.35		10:05:12.236	

P14		76 F2		PEARSON / RESTALL		LCR SUZUKI GSXR - Direct Commercials/ABS Racing	
IDEAL LAP TIME : 1:14.756		BEST LAP TIME : 1:18.452		DIFFERENCE : 3.696			
LAP	SECTOR 1	SECTOR 2	LAP TIME	MPH	DIFF	TIME OF DAY	
1 -		35.036				10:03:22.058	
2 -	44.543	34.942	1:19.485 (2)	65.94	1.033	10:04:41.543	
3 -	43.999	IN PIT	11:03.553 P	7.89	9:45.101	10:15:45.096	
4 -		37.426	1:32.840 (3)	56.45	14.388	10:17:17.936	
5 -	44.702	33.750	1:18.452 (1)	66.81		10:18:36.388	

P15		27 CUP		P. KIRBY / T. KIRBY		ARS Yamaha F600 - KRT	
IDEAL LAP TIME :		BEST LAP TIME : 1:19.069		DIFFERENCE :			
LAP	SECTOR 1	SECTOR 2	LAP TIME	MPH	DIFF	TIME OF DAY	
1 -						10:03:48.698	
2 -			1:19.069 (1)	66.29		10:05:07.767	
3 -			1:20.657 (2)	64.98	1.588	10:06:28.424	

P16		91 GP		WILLIAMS / PITT		F600 LCR - YAMAHA -	
IDEAL LAP TIME : 1:14.815		BEST LAP TIME : 1:23.524		DIFFERENCE : 8.709			
LAP	SECTOR 1	SECTOR 2	LAP TIME	MPH	DIFF	TIME OF DAY	
1 -		33.939				10:03:12.772	
2 -		42.114	9:31.792 (3)	9.16	8:08.268	10:12:44.564	
3 -	48.578	38.370	1:26.948 (2)	60.28	3.424	10:14:11.512	
4 -	46.420	37.104	1:23.524 (1)	62.75		10:15:35.036	

BMCRC - MRO Championships 2024 - Rnd 2 @ Pembrey

British Sidecar Championship

FREE PRACTICE - BEST SECTORS

SECTOR 1			SECTOR 2			IDEAL / BEST COMPARISON						
POS	NO	NAME	TIME	NO	NAME	TIME	POS	NO	NAME	IDEAL	BEST	DIFF
									PERFECT LAP	1:05.771		
1	4	PEACH / EDWARDS	36.448	4	PEACH / EDWARDS	29.323	1	4	PEACH / EDWARDS	1:05.771	1:05.771	0.000
2	95	BLACKSTOCK / ROSNEY	37.770	17	CLARKE / ENSOR	30.459	2	95	BLACKSTOCK / ROSNEY	1:08.251	1:08.270	0.019
3	17	CLARKE / ENSOR	38.151	95	BLACKSTOCK / ROSNEY	30.481	3	17	CLARKE / ENSOR	1:08.610	1:08.610	0.000
4	100	R. STEVENS / W. STEVENS	38.962	100	R. STEVENS / W. STEVENS	30.907	4	100	R. STEVENS / W. STEVENS	1:09.869	1:09.982	0.113
5	44	A. FOUNDS / GIBBONS	39.045	44	A. FOUNDS / GIBBONS	31.071	5	44	A. FOUNDS / GIBBONS	1:10.116	1:10.224	0.108
6	84	S. LAIDLLOW / J. LAIDLLOW	40.841	38	MOSS / HOPE	31.713	6	38	MOSS / HOPE	1:12.566	1:13.483	0.917
7	38	MOSS / HOPE	40.853	84	S. LAIDLLOW / J. LAIDLLOW	32.963	7	84	S. LAIDLLOW / J. LAIDLLOW	1:13.804	1:16.866	3.062
8	91	WILLIAMS / PITT	40.876	5	BIGGS / SEGERS	33.108	8	5	BIGGS / SEGERS	1:14.513	1:14.712	0.199
9	76	PEARSON / RESTALL	41.006	76	PEARSON / RESTALL	33.750	9	76	PEARSON / RESTALL	1:14.756	1:18.452	3.696
10	5	BIGGS / SEGERS	41.405	89	C. HAUXWELL / K. HAUXWELL	33.785	10	91	WILLIAMS / PITT	1:14.815	1:23.524	8.709
11	93	HOLDEN / LAWRENCE	41.778	93	HOLDEN / LAWRENCE	33.879	11	93	HOLDEN / LAWRENCE	1:15.657	1:17.150	1.493
12	3	R. CROWE / C. CROWE	42.757	2	HOLDEN / GORDON	33.880	12	2	HOLDEN / GORDON	1:17.030	1:17.030	0.000
13	2	HOLDEN / GORDON	43.150	91	WILLIAMS / PITT	33.939	13	3	R. CROWE / C. CROWE	1:17.159	1:17.821	0.662
14	26	ATKINSON / SMITH	43.244	3	R. CROWE / C. CROWE	34.402	14	26	ATKINSON / SMITH	1:17.652	1:17.652	0.000
15	89	C. HAUXWELL / K. HAUXWELL	43.963	26	ATKINSON / SMITH	34.408	15	89	C. HAUXWELL / K. HAUXWELL	1:17.748	1:17.748	0.000
16							16	27	P. KIRBY / T. KIRBY		1:19.069	

BMCRC - MRO Championships 2024 - Rnd 2 @ Pembrey

British Sidecar Championship

FREE PRACTICE - STATISTICS

Competitors Started	16
Planned Start	2024-04-13 @ 10:00:00.000
Actual Start	2024-04-13 @ 10:01:48.009
Finish Time	2024-04-13 @ 10:19:08.188
Track Length	1.4560mi.
Total Laps	79
Total Distance Covered	115.0240mi.

Session Fastest Lap History

NO	CL	NAME	LAP TIME	TIME OF DAY	LAP	VEHICLE
5	GP	BIGGS / SEGERS	1:16.298	10:04:36.653	2	LCR YAMAHA
100	CUP	R. STEVENS / W. STEVENS	1:12.481	10:05:09.798	2	Ryde F1
100	CUP	R. STEVENS / W. STEVENS	1:11.195	10:06:20.993	3	Ryde F1
100	CUP	R. STEVENS / W. STEVENS	1:09.982	10:07:30.976	4	Ryde F1
4	CUP	PEACH / EDWARDS	1:09.853	10:17:06.508	6	LCR SIDECAR
4	CUP	PEACH / EDWARDS	1:07.428	10:18:13.936	7	LCR SIDECAR
4	CUP	PEACH / EDWARDS	1:05.771	10:19:19.707	8	LCR SIDECAR

Flag History

TYPE	TIME OF DAY
GREEN	10:01:48.009
RED	10:07:42.978
GREEN	10:11:01.970
FINISH	10:19:08.188

Flag Statistics

TYPE	COUNT	TOTAL LAPS	TOTAL TIME
Green	2	10	15:32.251
Red	1	0	3:18.992
Safety Car	0	0	0.000
FCY	0	0	0.000

BMCRC - MRO Championships 2024 - Rnd 2 @ Pembrey

British Sidecar Championship

FREE PRACTICE - STATISTICS

CLASS : GP

5 Starters

Fastest Lap History

NO	NAME	LAP TIME	TIME OF DAY	LAP	VEHICLE
5	BIGGS / SEGERS	1:16.298	10:04:36.653	2	LCR YAMAHA
5	BIGGS / SEGERS	1:14.712	10:05:51.365	3	LCR YAMAHA
95	BLACKSTOCK / ROSNEY	1:10.754	10:16:28.265	6	LCR YAMAHA 600
95	BLACKSTOCK / ROSNEY	1:10.109	10:17:38.373	7	LCR YAMAHA 600
95	BLACKSTOCK / ROSNEY	1:09.120	10:18:47.494	8	LCR YAMAHA 600
95	BLACKSTOCK / ROSNEY	1:08.270	10:19:55.763	9	LCR YAMAHA 600

BMCRC - MRO Championships 2024 - Rnd 2 @ Pembrey

British Sidecar Championship

FREE PRACTICE - STATISTICS

CLASS : CUP

8 Starters

Fastest Lap History

NO	NAME	LAP TIME	TIME OF DAY	LAP	VEHICLE
4	PEACH / EDWARDS	1:16.333	10:04:36.994	2	LCR SIDECAR
100	R. STEVENS / W. STEVENS	1:12.481	10:05:09.798	2	Ryde F1
100	R. STEVENS / W. STEVENS	1:11.195	10:06:20.993	3	Ryde F1
100	R. STEVENS / W. STEVENS	1:09.982	10:07:30.976	4	Ryde F1
4	PEACH / EDWARDS	1:09.853	10:17:06.508	6	LCR SIDECAR
4	PEACH / EDWARDS	1:07.428	10:18:13.936	7	LCR SIDECAR
4	PEACH / EDWARDS	1:05.771	10:19:19.707	8	LCR SIDECAR

BMCRC - MRO Championships 2024 - Rnd 2 @ Pembrey

British Sidecar Championship

FREE PRACTICE - STATISTICS

CLASS : F2

3 Starters

Fastest Lap History

NO	NAME	LAP TIME	TIME OF DAY	LAP	VEHICLE
76	PEARSON / RESTALL	1:19.485	10:04:41.565	2	LCR SUZUKI GSXR
3	R. CROWE / C. CROWE	1:17.821	10:05:12.270	2	LCR YAMAHA
44	A. FOUNDS / GIBBONS	1:14.603	10:05:28.073	2	LCR YAMAHA R6
44	A. FOUNDS / GIBBONS	1:12.536	10:06:40.610	3	LCR YAMAHA R6
44	A. FOUNDS / GIBBONS	1:12.225	10:15:11.295	6	LCR YAMAHA R6
44	A. FOUNDS / GIBBONS	1:11.517	10:16:22.813	7	LCR YAMAHA R6
44	A. FOUNDS / GIBBONS	1:10.224	10:18:44.749	9	LCR YAMAHA R6

BMCRC - MRO Championships 2024 - Rnd 2 @ Pembrey



British Sidecar Championship

QUALIFYING - CLASSIFICATION

POS	NO	CL	PIC	NAME	ENTRY	TIME	ON	LAPS	GAP	DIFF	MPH
1	95	GP	1	BLACKSTOCK / ROSNEY	LCR YAMAHA 600 - DHR	59.925	6	11			87.46
2	91	GP	2	WILLIAMS / PITT	F600 LCR - YAMAHA -	1:00.035	9	9	0.110	0.110	87.30
3	84	CUP	1	S. LAIDLLOW / J. LAIDLLOW	LCR F600 - Marin motorsport	1:00.153	6	14	0.228	0.118	87.13
4	93	GP	3	HOLDEN / LAWRENCE	LCR KAWASAKI 600 - Holden racing	1:00.296	4	4	0.371	0.143	86.93
5	27	CUP	2	P. KIRBY / T. KIRBY	ARS Yamaha F600 - KRT	1:00.694	10	13	0.769	0.398	86.36
6	5	GP	4	BIGGS / SEGERS	LCR YAMAHA - Express Tyre Service/Santander Salt	1:01.334	9	9	1.409	0.640	85.45
7	2	GP	5	HOLDEN / GORDON	ARS KAWASAKI -	1:01.635	6	8	1.710	0.301	85.04
8	100	CUP	3	R. STEVENS / W. STEVENS	Ryde F1 - WPS Racing	1:01.682	9	9	1.757	0.047	84.97
9	4	CUP	4	PEACH / EDWARDS	LCR SIDECAR - Lifesafety Motorsport	1:01.745	7	10	1.820	0.063	84.89
10	3	F2	1	R. CROWE / C. CROWE	LCR YAMAHA - Northern Fuels	1:02.048	5	7	2.123	0.303	84.47
11	17	CUP	5	CLARKE / ENSOR	LCR HONDA - Centurion .CYB fibreglass	1:02.237	6	13	2.312	0.189	84.21
12	26	CUP	6	ATKINSON / SMITH	ARS YAMAHA - Meccia	1:03.414	7	7	3.489	1.177	82.65
13	44	F2	2	A. FOUNDS / GIBBONS	LCR YAMAHA R6 - Team Founds Racing	1:03.607	9	13	3.682	0.193	82.40
14	88	CUP	7	NICOL / CONIL	LCR F1 -	1:03.656	12	12	3.731	0.049	82.34
15	76	F2	3	PEARSON / RESTALL	LCR SUZUKI GSXR - Direct Commercials/ABS Racing	1:05.159	7	7	5.234	1.503	80.44
16	38	CUP	8	MOSS / HOPE	LCR R6 - LifeSafety Motorsport - CharlieMossRacing	1:06.303	6	7	6.378	1.144	79.05
17	89	CUP	9	C. HAUXWELL / K. HAUXWELL	Adolf RS1 - Haz Beenz CKJ Racing	1:09.061	1	3	9.136	2.758	75.89

Weather / Track : Cloudy / Dry

Date: 13/04/2024 Start: 12:47 Finish: 13:07

These results are provisional until the conclusion of any judicial and technical matters.

Pembrey National: 1.4560 miles

Clerk Of Course:	Stewards:	Timekeeper:	<i>Craig Smith</i>	
------------------	-----------	-------------	--------------------	--

Results can be found at www.tsl-timing.com

Printed - 13:08 Saturday, 13 April 2024



BMCRC - MRO Championships 2024 - Rnd 2 @ Pembrey

British Sidecar Championship

QUALIFYING - SECTOR ANALYSIS



SECTOR 1 = FL to I1, SECTOR 2 = I1 to FL, DIFF = Difference To Personal Best Lap, P = Crossed Finish Line in Pit Lane, D = Time Disallowed

P1 95 GP		BLACKSTOCK / ROSNEY		LCR YAMAHA 600 - DHR			
IDEAL LAP TIME : 59.841		BEST LAP TIME : 59.925		DIFFERENCE : 0.084			
LAP	SECTOR 1	SECTOR 2	LAP TIME	MPH	DIFF	TIME OF DAY	
1 -	39.621	34.044	1:13.665	71.15	13.740	12:49:46.588	
2 -	45.983	30.926	1:16.909	68.15	16.984	12:51:03.497	
3 -	33.874	27.552	1:01.426	85.33	1.501	12:52:04.923	
4 -	35.291	28.207	1:03.498	82.54	3.573	12:53:08.421	
5 -	33.488	27.098	1:00.586	86.51	0.661	12:54:09.007	
6 -	32.872	27.053	59.925 (1)	87.46		12:55:08.932	
7 -	36.213	IN PIT	4:26.376 P	19.67	3:26.451	12:59:35.308	
8 -		29.515	1:19.017	66.33	19.092	13:00:54.325	
9 -	33.149	27.123	1:00.272	86.96	0.347	13:01:54.597	
10 -	32.997	27.076	1:00.073 (3)	87.25	0.148	13:02:54.670	
11 -	33.073	26.969	1:00.042 (2)	87.29	0.117	13:03:54.712	

P2 91 GP		WILLIAMS / PITT		F600 LCR - YAMAHA -			
IDEAL LAP TIME : 1:00.033		BEST LAP TIME : 1:00.035		DIFFERENCE : 0.002			
LAP	SECTOR 1	SECTOR 2	LAP TIME	MPH	DIFF	TIME OF DAY	
1 -	34.209	28.078	1:02.287	84.15	2.252	12:49:17.238	
2 -	33.665	28.998	1:02.663	83.64	2.628	12:50:19.901	
3 -	33.413	27.827	1:01.240	85.59	1.205	12:51:21.141	
4 -	33.213	27.603	1:00.816	86.18	0.781	12:52:21.957	
5 -	38.927	IN PIT	5:15.018 P	16.63	4:14.983	12:57:36.975	
6 -		27.800	1:08.646	76.35	8.611	12:58:45.621	
7 -	33.103	27.700	1:00.803 (3)	86.20	0.768	12:59:46.424	
8 -	32.698	27.419	1:00.117 (2)	87.18	0.082	13:00:46.541	
9 -	32.614	27.421	1:00.035 (1)	87.30		13:01:46.576	

P3 84 CUP		S. LAIDLAW / J. LAIDLAW		LCR F600 - Marin motorsport			
IDEAL LAP TIME : 1:00.118		BEST LAP TIME : 1:00.153		DIFFERENCE : 0.035			
LAP	SECTOR 1	SECTOR 2	LAP TIME	MPH	DIFF	TIME OF DAY	
1 -	34.848	27.634	1:02.482	83.88	2.329	12:49:21.362	
2 -	33.580	27.440	1:01.020	85.89	0.867	12:50:22.382	
3 -	33.575	27.203	1:00.778	86.24	0.625	12:51:23.160	
4 -	33.426	27.296	1:00.722	86.32	0.569	12:52:23.882	
5 -	34.306	27.908	1:02.214	84.25	2.061	12:53:26.096	
6 -	33.154	26.999	1:00.153 (1)	87.13		12:54:26.249	
7 -	33.252	27.279	1:00.531 (3)	86.59	0.378	12:55:26.780	
8 -	33.276	27.097	1:00.373 (2)	86.82	0.220	12:56:27.153	
9 -	33.195	27.425	1:00.620	86.46	0.467	12:57:27.773	
10 -	33.311	IN PIT	5:52.308 P	14.87	4:52.155	13:03:20.081	
11 -		28.183	1:17.209	67.88	17.056	13:04:37.290	
12 -	33.119	28.013	1:01.132	85.74	0.979	13:05:38.422	
13 -	33.295	27.579	1:00.874	86.10	0.721	13:06:39.296	
14 -	33.513	27.579	1:01.092	85.79	0.939	13:07:40.388	

P4 93 GP		HOLDEN / LAWRENCE		LCR KAWASAKI 600 - Holden racing			
IDEAL LAP TIME : 1:00.296		BEST LAP TIME : 1:00.296		DIFFERENCE : 0.000			
LAP	SECTOR 1	SECTOR 2	LAP TIME	MPH	DIFF	TIME OF DAY	
1 -	34.478	28.042	1:02.520	83.83	2.224	12:49:22.231	
2 -	33.898	27.358	1:01.256 (3)	85.56	0.960	12:50:23.487	
3 -	33.455	27.365	1:00.820 (2)	86.18	0.524	12:51:24.307	
4 -	33.385	26.911	1:00.296 (1)	86.93		12:52:24.603	

BMCRC - MRO Championships 2024 - Rnd 2 @ Pembrey

British Sidecar Championship

QUALIFYING - SECTOR ANALYSIS



SECTOR 1 = FL to I1, SECTOR 2 = I1 to FL, DIFF = Difference To Personal Best Lap, P = Crossed Finish Line in Pit Lane, D = Time Disallowed

P5		27 CUP		P. KIRBY / T. KIRBY		ARS Yamaha F600 - KRT	
IDEAL LAP TIME : 1:00.694		BEST LAP TIME : 1:00.694		DIFFERENCE : 0.000			
LAP	SECTOR 1	SECTOR 2	LAP TIME	MPH	DIFF	TIME OF DAY	
1 -	34.701	28.326	1:03.027	83.16	2.333	12:49:26.707	
2 -	33.883	27.925	1:01.808	84.80	1.114	12:50:28.515	
3 -	34.438	27.902	1:02.340	84.08	1.646	12:51:30.855	
4 -	34.061	27.798	1:01.859	84.73	1.165	12:52:32.714	
5 -	34.109	27.761	1:01.870	84.71	1.176	12:53:34.584	
6 -	33.869	27.646	1:01.515 (2)	85.20	0.821	12:54:36.099	
7 -	33.974	27.777	1:01.751	84.88	1.057	12:55:37.850	
8 -	41.106	IN PIT	3:39.108 P	23.92	2:38.414	12:59:16.958	
9 -		28.055	1:09.671	75.23	8.977	13:00:26.629	
10 -	33.402	27.292	1:00.694 (1)	86.36		13:01:27.323	
11 -	37.079	28.963	1:06.042	79.36	5.348	13:02:33.365	
12 -	33.644	28.959	1:02.603	83.72	1.909	13:03:35.968	
13 -	34.061	27.650	1:01.711 (3)	84.93	1.017	13:04:37.679	

P6		5 GP		BIGGS / SEGERS		LCR YAMAHA - Express Tyre Service/Santander Salt	
IDEAL LAP TIME : 1:01.059		BEST LAP TIME : 1:01.334		DIFFERENCE : 0.275			
LAP	SECTOR 1	SECTOR 2	LAP TIME	MPH	DIFF	TIME OF DAY	
1 -	35.305	27.776	1:03.081	83.09	1.747	12:49:25.100	
2 -	34.669	27.517	1:02.186	84.28	0.852	12:50:27.286	
3 -	34.304	27.173	1:01.477 (2)	85.26	0.143	12:51:28.763	
4 -	34.099	27.446	1:01.545 (3)	85.16	0.211	12:52:30.308	
5 -	35.384	IN PIT	7:06.431 P	12.29	6:05.097	12:59:36.739	
6 -		IN PIT	2:00.956 P	43.33	59.622	13:01:37.695	
7 -		IN PIT	4:05.043 P	21.39	3:03.709	13:05:42.738	
8 -		27.790	1:09.796	75.09	8.462	13:06:52.534	
9 -	33.886	27.448	1:01.334 (1)	85.45		13:07:53.868	

P7		2 GP		HOLDEN / GORDON		ARS KAWASAKI -	
IDEAL LAP TIME : 1:01.635		BEST LAP TIME : 1:01.635		DIFFERENCE : 0.000			
LAP	SECTOR 1	SECTOR 2	LAP TIME	MPH	DIFF	TIME OF DAY	
1 -	34.666	27.999	1:02.665	83.64	1.030	12:49:26.973	
2 -	34.417	IN PIT	1:12.632 P	72.16	10.997	12:50:39.605	
3 -		28.484	1:08.667	76.33	7.032	12:51:48.272	
4 -	34.475	27.603	1:02.078 (2)	84.43	0.443	12:52:50.350	
5 -	34.555	27.782	1:02.337 (3)	84.08	0.702	12:53:52.687	
6 -	34.128	27.507	1:01.635 (1)	85.04		12:54:54.322	
7 -	34.339	IN PIT	6:00.277 P	14.54	4:58.642	13:00:54.599	
8 -		28.400	1:13.878	70.94	12.243	13:02:08.477	

P8		100 CUP		R. STEVENS / W. STEVENS		Ryde F1 - WPS Racing	
IDEAL LAP TIME : 1:01.368		BEST LAP TIME : 1:01.682		DIFFERENCE : 0.314			
LAP	SECTOR 1	SECTOR 2	LAP TIME	MPH	DIFF	TIME OF DAY	
1 -	35.067	27.847	1:02.914	83.31	1.232	12:50:01.154	
2 -	36.086	28.182	1:04.268	81.55	2.586	12:51:05.422	
3 -	34.175	IN PIT	6:32.115 P	13.36	5:30.433	12:57:37.537	
4 -		28.012	1:09.023	75.93	7.341	12:58:46.560	
5 -	33.967	28.447	1:02.414 (3)	83.98	0.732	12:59:48.974	
6 -	34.063	IN PIT	4:45.352 P	18.36	3:43.670	13:04:34.326	
7 -		28.078	1:07.864	77.23	6.182	13:05:42.190	
8 -	33.531	28.162	1:01.693 (2)	84.96	0.011	13:06:43.883	
9 -	33.845	27.837	1:01.682 (1)	84.97		13:07:45.565	

BMCRC - MRO Championships 2024 - Rnd 2 @ Pembrey

British Sidecar Championship

QUALIFYING - SECTOR ANALYSIS



SECTOR 1 = FL to I1, SECTOR 2 = I1 to FL, DIFF = Difference To Personal Best Lap, P = Crossed Finish Line in Pit Lane, D = Time Disallowed

P9		4 CUP		PEACH / EDWARDS		LCR SIDECAR - Lifesafety Motorsport	
IDEAL LAP TIME : 1:01.687		BEST LAP TIME : 1:01.745		DIFFERENCE : 0.058			
LAP	SECTOR 1	SECTOR 2	LAP TIME	MPH	DIFF	TIME OF DAY	
1 -	36.188	28.289	1:04.477	81.29	2.732	12:49:26.230	
2 -	33.997	27.884	1:01.881 (3)	84.70	0.136	12:50:28.111	
3 -	34.579	27.964	1:02.543	83.80	0.798	12:51:30.654	
4 -	36.612	IN PIT	6:43.992 P	12.97	5:42.247	12:58:14.646	
5 -		29.524	1:14.937	69.94	13.192	12:59:29.583	
6 -	34.688	28.711	1:03.399	82.67	1.654	13:00:32.982	
7 -	34.055	27.690	1:01.745 (1)	84.89		13:01:34.727	
8 -	34.081	27.772	1:01.853 (2)	84.74	0.108	13:02:36.580	
9 -	39.032	32.121	1:11.153	73.66	9.408	13:03:47.733	
10 -	34.913	27.974	1:02.887	83.34	1.142	13:04:50.620	

P10		3 F2		R. CROWE / C. CROWE		LCR YAMAHA - Northern Fuels	
IDEAL LAP TIME : 1:01.951		BEST LAP TIME : 1:02.048		DIFFERENCE : 0.097			
LAP	SECTOR 1	SECTOR 2	LAP TIME	MPH	DIFF	TIME OF DAY	
1 -	36.156	28.971	1:05.127	80.48	3.079	12:49:38.349	
2 -	35.624	IN PIT	4:24.460 P	19.82	3:22.412	12:54:02.809	
3 -		28.164	1:12.450	72.34	10.402	12:55:15.259	
4 -	34.450	27.998	1:02.448 (3)	83.93	0.400	12:56:17.707	
5 -	34.345	27.703	1:02.048 (1)	84.47		12:57:19.755	
6 -	34.318	27.800	1:02.118 (2)	84.38	0.070	12:58:21.873	
7 -	34.248	28.511	1:02.759	83.51	0.711	12:59:24.632	

P11		17 CUP		CLARKE / ENSOR		LCR HONDA - Centurion .CYB fibreglass	
IDEAL LAP TIME : 1:02.058		BEST LAP TIME : 1:02.237		DIFFERENCE : 0.179			
LAP	SECTOR 1	SECTOR 2	LAP TIME	MPH	DIFF	TIME OF DAY	
1 -	37.422	29.652	1:07.074	78.14	4.837	12:49:34.414	
2 -	36.044	28.452	1:04.496	81.27	2.259	12:50:38.910	
3 -	35.219	28.141	1:03.360	82.72	1.123	12:51:42.270	
4 -	34.974	28.097	1:03.071	83.10	0.834	12:52:45.341	
5 -	34.375	27.963	1:02.338 (2)	84.08	0.101	12:53:47.679	
6 -	34.554	27.683	1:02.237 (1)	84.21		12:54:49.916	
7 -	49.845	IN PIT	4:01.156 P	21.73	2:58.919	12:58:51.072	
8 -		28.762	1:13.631	71.18	11.394	13:00:04.703	
9 -	35.169	29.005	1:04.174	81.67	1.937	13:01:08.877	
10 -	35.978	28.537	1:04.515	81.24	2.278	13:02:13.392	
11 -	37.947	28.408	1:06.355	78.99	4.118	13:03:19.747	
12 -	35.143	27.796	1:02.939	83.28	0.702	13:04:22.686	
13 -	34.900	27.792	1:02.692 (3)	83.60	0.455	13:05:25.378	

P12		26 CUP		ATKINSON / SMITH		ARS YAMAHA - Mecsia	
IDEAL LAP TIME : 1:03.414		BEST LAP TIME : 1:03.414		DIFFERENCE : 0.000			
LAP	SECTOR 1	SECTOR 2	LAP TIME	MPH	DIFF	TIME OF DAY	
1 -	38.366	29.986	1:08.352	76.68	4.938	12:49:47.660	
2 -	37.668	29.549	1:07.217	77.98	3.803	12:50:54.877	
3 -	38.273	30.774	1:09.047	75.91	5.633	12:52:03.924	
4 -	35.839	29.070	1:04.909	80.75	1.495	12:53:08.833	
5 -	35.371	29.012	1:04.383 (3)	81.41	0.969	12:54:13.216	
6 -	35.574	28.759	1:04.333 (2)	81.47	0.919	12:55:17.549	
7 -	35.008	28.406	1:03.414 (1)	82.65		12:56:20.963	

BMCRC - MRO Championships 2024 - Rnd 2 @ Pembrey

British Sidecar Championship

QUALIFYING - SECTOR ANALYSIS



SECTOR 1 = FL to I1, SECTOR 2 = I1 to FL, DIFF = Difference To Personal Best Lap, P = Crossed Finish Line in Pit Lane, D = Time Disallowed

P13 44 F2		A. FOUNDS / GIBBONS		LCR YAMAHA R6 - Team Founds Racing			
IDEAL LAP TIME : 1:03.347		BEST LAP TIME : 1:03.607		DIFFERENCE : 0.260			
LAP	SECTOR 1	SECTOR 2	LAP TIME	MPH	DIFF	TIME OF DAY	
1 -	38.293	29.408	1:07.701	77.42	4.094	12:49:46.450	
2 -	36.298	28.810	1:05.108	80.50	1.501	12:50:51.558	
3 -	35.722	28.331	1:04.053 (3)	81.83	0.446	12:51:55.611	
4 -	35.648	28.671	1:04.319	81.49	0.712	12:52:59.930	
5 -	35.741	28.572	1:04.313	81.50	0.706	12:54:04.243	
6 -	35.416	28.884	1:04.300	81.51	0.693	12:55:08.543	
7 -	35.347	28.472	1:03.819 (2)	82.13	0.212	12:56:12.362	
8 -	35.624	28.442	1:04.066	81.81	0.459	12:57:16.428	
9 -	35.016	28.591	1:03.607 (1)	82.40		12:58:20.035	
10 -	35.497	28.609	1:04.106	81.76	0.499	12:59:24.141	
11 -	35.738	IN PIT	5:01.281 P	17.39	3:57.674	13:04:25.422	
12 -		29.824	1:13.556	71.25	9.949	13:05:38.978	
13 -	36.018	28.666	1:04.684	81.03	1.077	13:06:43.662	

P14 88 CUP		NICOL / CONIL		LCR F1 -			
IDEAL LAP TIME : 1:03.434		BEST LAP TIME : 1:03.656		DIFFERENCE : 0.222			
LAP	SECTOR 1	SECTOR 2	LAP TIME	MPH	DIFF	TIME OF DAY	
1 -	40.806	32.541	1:13.347	71.46	9.691	12:49:58.882	
2 -	39.114	32.074	1:11.188	73.63	7.532	12:51:10.070	
3 -	38.083	31.560	1:09.643	75.26	5.987	12:52:19.713	
4 -	38.208	IN PIT	6:44.938 P	12.94	5:41.282	12:59:04.651	
5 -		29.421	1:15.283	69.62	11.627	13:00:19.934	
6 -	36.461	28.655	1:05.116	80.49	1.460	13:01:25.050	
7 -	35.853	28.404	1:04.257 (3)	81.57	0.601	13:02:29.307	
8 -	37.308	29.147	1:06.455	78.87	2.799	13:03:35.762	
9 -	36.283	28.861	1:05.144	80.46	1.488	13:04:40.906	
10 -	36.994	28.901	1:05.895	79.54	2.239	13:05:46.801	
11 -	35.299	28.470	1:03.769 (2)	82.19	0.113	13:06:50.570	
12 -	35.030	28.626	1:03.656 (1)	82.34		13:07:54.226	

P15 76 F2		PEARSON / RESTALL		LCR SUZUKI GSXR - Direct Commercials/ABS Racing			
IDEAL LAP TIME : 1:05.159		BEST LAP TIME : 1:05.159		DIFFERENCE : 0.000			
LAP	SECTOR 1	SECTOR 2	LAP TIME	MPH	DIFF	TIME OF DAY	
1 -	38.968	29.844	1:08.812	76.17	3.653	12:49:35.921	
2 -	36.559	29.341	1:05.900 (3)	79.53	0.741	12:50:41.821	
3 -	36.749	29.518	1:06.267	79.09	1.108	12:51:48.088	
4 -	36.279	29.086	1:05.365 (2)	80.18	0.206	12:52:53.453	
5 -	43.161	IN PIT	3:42.244 P	23.58	2:37.085	12:56:35.697	
6 -		30.100	1:15.582	69.34	10.423	12:57:51.279	
7 -	36.184	28.975	1:05.159 (1)	80.44		12:58:56.438	

P16 38 CUP		MOSS / HOPE		LCR R6 - LifeSafety Motorsport - CharlieMossRacing			
IDEAL LAP TIME : 1:06.212		BEST LAP TIME : 1:06.303		DIFFERENCE : 0.091			
LAP	SECTOR 1	SECTOR 2	LAP TIME	MPH	DIFF	TIME OF DAY	
1 -	37.629	29.975	1:07.604	77.53	1.301	12:49:34.335	
2 -	37.228	29.724	1:06.952 (3)	78.28	0.649	12:50:41.287	
3 -	36.866	29.515	1:06.381 (2)	78.96	0.078	12:51:47.668	
4 -	37.528	IN PIT	7:14.093 P	12.07	6:07.790	12:59:01.761	
5 -		29.828	1:13.468	71.34	7.165	13:00:15.229	
6 -	36.957	29.346	1:06.303 (1)	79.05		13:01:21.532	
7 -	37.673	29.499	1:07.172	78.03	0.869	13:02:28.704	

BMCRC - MRO Championships 2024 - Rnd 2 @ Pembrey

British Sidecar Championship

QUALIFYING - SECTOR ANALYSIS



SECTOR 1 = FL to I1, SECTOR 2 = I1 to FL, DIFF = Difference To Personal Best Lap, P = Crossed Finish Line in Pit Lane, D = Time Disallowed

P17 89 CUP C. HAUXWELL / K. HAUXWELL		Adolf RS1 - Haz Beenz CKJ Racing				
IDEAL LAP TIME : 1:09.061		BEST LAP TIME : 1:09.061		DIFFERENCE : 0.000		
LAP	SECTOR 1	SECTOR 2	LAP TIME	MPH	DIFF	TIME OF DAY
1 -	38.138	30.923	1:09.061 (1)	75.89		12:49:43.869
2 -	38.566	30.969	1:09.535 (2)	75.38	0.474	12:50:53.404
3 -	39.568	31.741	1:11.309 (3)	73.50	2.248	12:52:04.713

BMCRC - MRO Championships 2024 - Rnd 2 @ Pembrey

British Sidecar Championship

QUALIFYING - BEST SECTORS

SECTOR 1			SECTOR 2			IDEAL / BEST COMPARISON						
POS	NO	NAME	TIME	NO	NAME	TIME	POS	NO	NAME	IDEAL	BEST	DIFF
									PERFECT LAP	59.525		
1	91	WILLIAMS / PITT	32.614	93	HOLDEN / LAWRENCE	26.911	1	95	BLACKSTOCK / ROSI	59.841	59.925	0.084
2	95	BLACKSTOCK / ROSNEY	32.872	95	BLACKSTOCK / ROSNEY	26.969	2	91	WILLIAMS / PITT	1:00.033	1:00.035	0.002
3	84	S. LAIDLLOW / J. LAIDLLOW	33.119	84	S. LAIDLLOW / J. LAIDLLOW	26.999	3	84	S. LAIDLLOW / J. LAID	1:00.118	1:00.153	0.035
4	93	HOLDEN / LAWRENCE	33.385	5	BIGGS / SEGERS	27.173	4	93	HOLDEN / LAWRENC	1:00.296	1:00.296	0.000
5	27	P. KIRBY / T. KIRBY	33.402	27	P. KIRBY / T. KIRBY	27.292	5	27	P. KIRBY / T. KIRBY	1:00.694	1:00.694	0.000
6	100	R. STEVENS / W. STEVENS	33.531	91	WILLIAMS / PITT	27.419	6	5	BIGGS / SEGERS	1:01.059	1:01.334	0.275
7	5	BIGGS / SEGERS	33.886	2	HOLDEN / GORDON	27.507	7	100	R. STEVENS / W. STE	1:01.368	1:01.682	0.314
8	4	PEACH / EDWARDS	33.997	17	CLARKE / ENSOR	27.683	8	2	HOLDEN / GORDON	1:01.635	1:01.635	0.000
9	2	HOLDEN / GORDON	34.128	4	PEACH / EDWARDS	27.690	9	4	PEACH / EDWARDS	1:01.687	1:01.745	0.058
10	3	R. CROWE / C. CROWE	34.248	3	R. CROWE / C. CROWE	27.703	10	3	R. CROWE / C. CROV	1:01.951	1:02.048	0.097
11	17	CLARKE / ENSOR	34.375	100	R. STEVENS / W. STEVENS	27.837	11	17	CLARKE / ENSOR	1:02.058	1:02.237	0.179
12	26	ATKINSON / SMITH	35.008	44	A. FOUNDS / GIBBONS	28.331	12	44	A. FOUNDS / GIBBON	1:03.347	1:03.607	0.260
13	44	A. FOUNDS / GIBBONS	35.016	88	NICOL / CONIL	28.404	13	26	ATKINSON / SMITH	1:03.414	1:03.414	0.000
14	88	NICOL / CONIL	35.030	26	ATKINSON / SMITH	28.406	14	88	NICOL / CONIL	1:03.434	1:03.656	0.222
15	76	PEARSON / RESTALL	36.184	76	PEARSON / RESTALL	28.975	15	76	PEARSON / RESTALL	1:05.159	1:05.159	0.000
16	38	MOSS / HOPE	36.866	38	MOSS / HOPE	29.346	16	38	MOSS / HOPE	1:06.212	1:06.303	0.091
17	89	C. HAUXWELL / K. HAUXWELL	38.138	89	C. HAUXWELL / K. HAUXWELL	30.923	17	89	C. HAUXWELL / K. HA	1:09.061	1:09.061	0.000

BMCRC - MRO Championships 2024 - Rnd 2 @ Pembrey

British Sidecar Championship

QUALIFYING - STATISTICS

Competitors Started	17
Planned Start	2024-04-13 @ 12:50:00.000
Actual Start	2024-04-13 @ 12:47:03.616
Finish Time	2024-04-13 @ 13:07:04.940
Track Length	1.4560mi.
Total Laps	156
Total Distance Covered	227.1360mi.

Session Fastest Lap History

NO	CL	NAME	LAP TIME	TIME OF DAY	LAP	VEHICLE
91	GP	WILLIAMS / PITT	1:02.287	12:49:17.254	1	F600 LCR - YAMAHA
84	CUP	S. LAIDLLOW / J. LAIDLLOW	1:01.020	12:50:22.400	2	LCR F600
84	CUP	S. LAIDLLOW / J. LAIDLLOW	1:00.778	12:51:23.177	3	LCR F600
84	CUP	S. LAIDLLOW / J. LAIDLLOW	1:00.722	12:52:23.899	4	LCR F600
93	GP	HOLDEN / LAWRENCE	1:00.296	12:52:24.618	4	LCR KAWASAKI 600
84	CUP	S. LAIDLLOW / J. LAIDLLOW	1:00.153	12:54:26.266	6	LCR F600
95	GP	BLACKSTOCK / ROSNEY	59.925	12:55:08.953	6	LCR YAMAHA 600

Flag History

TYPE	TIME OF DAY
GREEN	12:47:03.616
FINISH	13:07:04.940

Flag Statistics

TYPE	COUNT	TOTAL LAPS	TOTAL TIME
Green	1	14	21:14.273
Red	0	0	0.000
Safety Car	0	0	0.000
FCY	0	0	0.000

BMCRC - MRO Championships 2024 - Rnd 2 @ Pembrey

British Sidecar Championship

QUALIFYING - STATISTICS

CLASS : GP

5 Starters

Fastest Lap History

NO	NAME	LAP TIME	TIME OF DAY	LAP	VEHICLE
91	WILLIAMS / PITT	1:02.287	12:49:17.254	1	F600 LCR - YAMAHA
93	HOLDEN / LAWRENCE	1:01.256	12:50:23.503	2	LCR KAWASAKI 600
91	WILLIAMS / PITT	1:01.240	12:51:21.156	3	F600 LCR - YAMAHA
93	HOLDEN / LAWRENCE	1:00.820	12:51:24.323	3	LCR KAWASAKI 600
91	WILLIAMS / PITT	1:00.816	12:52:21.971	4	F600 LCR - YAMAHA
93	HOLDEN / LAWRENCE	1:00.296	12:52:24.618	4	LCR KAWASAKI 600
95	BLACKSTOCK / ROSNEY	59.925	12:55:08.953	6	LCR YAMAHA 600

BMCRC - MRO Championships 2024 - Rnd 2 @ Pembrey

British Sidecar Championship

QUALIFYING - STATISTICS

CLASS : CUP

9 Starters

Fastest Lap History

NO	NAME	LAP TIME	TIME OF DAY	LAP	VEHICLE
84	S. LAIDLOW / J. LAIDLOW	1:02.482	12:49:21.379	1	LCR F600
84	S. LAIDLOW / J. LAIDLOW	1:01.020	12:50:22.400	2	LCR F600
84	S. LAIDLOW / J. LAIDLOW	1:00.778	12:51:23.177	3	LCR F600
84	S. LAIDLOW / J. LAIDLOW	1:00.722	12:52:23.899	4	LCR F600
84	S. LAIDLOW / J. LAIDLOW	1:00.153	12:54:26.266	6	LCR F600

BMCRC - MRO Championships 2024 - Rnd 2 @ Pembrey

British Sidecar Championship

QUALIFYING - STATISTICS

CLASS : F2

3 Starters

Fastest Lap History

NO	NAME	LAP TIME	TIME OF DAY	LAP	VEHICLE
76	PEARSON / RESTALL	1:08.812	12:49:35.942	1	LCR SUZUKI GSXR
3	R. CROWE / C. CROWE	1:05.127	12:49:38.380	1	LCR YAMAHA
44	A. FOUNDS / GIBBONS	1:05.108	12:50:51.576	2	LCR YAMAHA R6
44	A. FOUNDS / GIBBONS	1:04.053	12:51:55.629	3	LCR YAMAHA R6
44	A. FOUNDS / GIBBONS	1:03.819	12:56:12.381	7	LCR YAMAHA R6
3	R. CROWE / C. CROWE	1:02.448	12:56:17.738	4	LCR YAMAHA
3	R. CROWE / C. CROWE	1:02.048	12:57:19.787	5	LCR YAMAHA

BMCRC - MRO Championships 2024 - Rnd 2 @ Pembrey



British Sidecar Championship

RACE 15 - GRID (15 Laps)

ROW 9			17	89	C. HAUXWELL / K. HAUXWELL	1:09.061			
ROW 8	16	38	MOSS / HOPE	1:06.303	15	76	PEARSON / RESTALL	1:05.159	
ROW 7		14	88	NICOL / CONIL	1:03.656	13	44	A. FOUNDS / GIBBONS	1:03.607
ROW 6	12	26	ATKINSON / SMITH	1:03.414	11	17	CLARKE / ENSOR	1:02.237	
ROW 5		10	3	R. CROWE / C. CROWE	1:02.048	9	4	PEACH / EDWARDS	1:01.745
ROW 4	8	100	R. STEVENS / W. STEVENS	1:01.682	7	2	HOLDEN / GORDON	1:01.635	
ROW 3		6	5	BIGGS / SEGERS	1:01.334	5	27	P. KIRBY / T. KIRBY	1:00.694
ROW 2	4	93	HOLDEN / LAWRENCE	1:00.296	3	84	S. LAIDLOW / J. LAIDLOW	1:00.153	
ROW 1		2	91	WILLIAMS / PITT	1:00.035	1	95	BLACKSTOCK / ROSNEY	59.925
Pole									

These results are provisional until the conclusion of any judicial and technical matters.

Pembrey National: 1.4560 miles

Clerk Of Course:	Stewards:	Timekeeper:	<i>Craig Smith</i>	
------------------	-----------	-------------	--------------------	--

Results can be found at www.tsl-timing.com

Printed - 13:09 Saturday, 13 April 2024



BMCRC - MRO Championships 2024 - Rnd 2 @ Pembrey



British Sidecar Championship

RACE 15 - CLASSIFICATION

Race Distance: 15 Laps / 21.84 miles

POS	NO	CL	PIC	NAME	ENTRY	LAPS	TIME	GAP	DIFF	MPH	BEST	ON	GRD	↑↓
1	95	GP	1	BLACKSTOCK / ROSNEY	LCR YAMAHA 600 - DHR	15	15:15.025			85.92	1:00.149	4	1	0
2	84	CUP	1	S. LAIDLLOW / J. LAIDLLOW	LCR F600 - Marin motorsport	15	15:21.217	6.192	6.192	85.34	1:00.353	4	3	1
3	93	GP	2	G. HOLDEN / LAWRENCE	LCR KAWASAKI 600 - Holden racing	15	15:35.638	20.613	14.421	84.03	1:00.765	8	4	1
4	5	GP	3	BIGGS / SEGERS	LCR YAMAHA - Express Tyre Service/Santander Salt	15	15:36.206	21.181	0.568	83.98	1:01.785	9	6	2
5	27	CUP	2	P. KIRBY / T. KIRBY	ARS Yamaha F600 - KRT	15	15:39.612	24.587	3.406	83.67	1:01.404	9	5	0
6	100	CUP	3	R. STEVENS / W. STEVENS	Ryde F1 - WPS Racing	15	15:45.848	30.823	6.236	83.12	1:01.313	4	8	2
7	2	GP	4	J. HOLDEN / GORDON	ARS KAWASAKI -	15	15:46.489	31.464	0.641	83.06	1:01.965	6	7	0
8	17	CUP	4	CLARKE / ENSOR	LCR HONDA - Centurion .CYB fibreglass	15	15:47.634	32.609	1.145	82.96	1:02.061	7	11	3
9	3	F2	1	R. CROWE / C. CROWE	LCR YAMAHA - Northern Fuels	15	15:48.996	33.971	1.362	82.84	1:01.305	4	10	1
10	91	GP	5	WILLIAMS / PITT	F600 LCR - YAMAHA -	15	15:50.923	35.898	1.927	82.68	1:00.200	3	2	-8
11	88	CUP	5	NICOL / CONIL	LCR F1 -	15	15:58.724	43.699	7.801	82.00	1:02.623	13	14	3
12	4	CUP	6	PEACH / EDWARDS	LCR SIDECAR - Lifesafety Motorsport	15	16:04.862	49.837	6.138	81.48	1:02.443	7	9	-3
13	44	F2	2	A. FOUNDS / GIBBONS	LCR YAMAHA R6 - Team Founds Racing	15	16:12.327	57.302	7.465	80.86	1:03.471	3	13	0
14	26	CUP	7	ATKINSON / SMITH	ARS YAMAHA - Mecsia	15	16:13.442	58.417	1.115	80.76	1:03.238	6	12	-2
15	38	CUP	8	MOSS / HOPE	LCR R6 - LifeSafety Motorsport - CharlieMossRacing	14	15:47.076	1 Lap	1 Lap	77.48	1:06.408	10	16	1
16	76	F2	3	PEARSON / RESTALL	LCR SUZUKI GSXR - Direct Commercials/ABS Racing	14	15:47.491	1 Lap	0.415	77.44	1:06.101	8	15	-1
NOT CLASSIFIED														
DNF	89	CUP		C. HAUXWELL / K. HAUXWELL	Adolf RS1 - Haz Beenz CKJ Racing	8	9:22.283	7 Laps	6 Laps	74.57	1:08.275	3	17	

FASTEST LAP

95	GP	BLACKSTOCK / ROSNEY	LCR YAMAHA 600 - DHR	4	1:00.149	87.14 mph	140.24 kph
84	CUP	S. LAIDLLOW / J. LAIDLLOW	LCR F600 - Marin motorsport	4	1:00.353	86.84 mph	139.76 kph
3	F2	R. CROWE / C. CROWE	LCR YAMAHA - Northern Fuels	4	1:01.305	85.50 mph	137.59 kph

Comments:

Class GP - 92.5% of Race Speed = 79.47 mph
 Class CUP - 92.5% of Race Speed = 78.93 mph
 Class F2 - 92.5% of Race Speed = 76.62 mph

Weather / Track : Cloudy / Dry

Date: 13/04/2024 Start: 16:33 Finish: 16:48

These results are provisional until the conclusion of any judicial and technical matters.

Pembrey National: 1.4560 miles

Clerk Of Course:	Stewards:	Timekeeper:	<i>Craig Smith</i>	
------------------	-----------	-------------	--------------------	--

Results can be found at www.tsl-timing.com

Printed - 16:52 Saturday, 13 April 2024



BMCRC - MRO Championships 2024 - Rnd 2 @ Pembrey

British Sidecar Championship

RACE 15 - POSITION CHART

No	Name	Lap																
		Pos	1	2	3	4	5	6	7	8	9	10	11	12	13	14	15	
95	BLACKSTOCK / ROSN	1	95	95	95	95	95	95	95	95	95	95	95	95	95	95	95	95
91	WILLIAMS / PITT	2	91	91	91	91	91	91	91	91	84	84	84	84	84	84	84	84
84	S. LAIDLAW / J. LAIDL	3	84	84	84	84	84	84	84	84	91	91	91	91	93	93	93	93
93	G. HOLDEN / LAWREN	4	5	5	5	5	5	5	5	93	93	93	93	93	91	5	5	5
27	P. KIRBY / T. KIRBY	5	17	27	27	27	27	93	93	93	5	5	5	5	5	5	27	27
5	BIGGS / SEGERS	6	27	17	93	93	27	27	27	27	27	27	27	27	27	27	91	100
2	J. HOLDEN / GORDON	7	2	93	100	100	100	100	100	100	100	100	100	100	100	100	100	2
100	R. STEVENS / W. STEV	8	100	2	17	17	17	17	17	2	2	2	2	2	2	2	2	17
4	PEACH / EDWARDS	9	93	100	2	2	2	2	2	17	17	17	17	17	17	17	17	3
3	R. CROWE / C. CROW	10	44	3	3	3	3	3	3	3	3	3	3	3	3	3	3	91
17	CLARKE / ENSOR	11	88	44	44	44	44	88	4	4	4	4	4	4	88	88	88	88
26	ATKINSON / SMITH	12	3	88	88	88	88	4	88	88	88	88	88	88	4	4	4	4
44	A. FOUNDS / GIBBONS	13	4	4	4	4	4	44	44	44	44	44	44	44	44	44	44	44
88	NICOL / CONIL	14	38	26	26	26	26	26	26	26	26	26	26	26	26	26	26	26
76	PEARSON / RESTALL	15	89	38	38	38	76	76	76	76	76	76	76	76	38	38	38	38
38	MOSS / HOPE	16	26	76	76	76	38	38	38	38	38	38	38	38	38	76	76	76
89	C. HAUXWELL / K. HA	17	76	89	89	89	89	89	89	89	89	89	89	89	89	89	89	89

BMCRC - MRO Championships 2024 - Rnd 2 @ Pembrey

British Sidecar Championship

RACE 15 - SECTOR ANALYSIS



SECTOR 1 = FL to I1, SECTOR 2 = I1 to FL, DIFF = Difference To Personal Best Lap, P = Crossed Finish Line in Pit Lane, D = Time Disallowed

P1 95 GP		BLACKSTOCK / ROSNEY		LCR YAMAHA 600 - DHR		
IDEAL LAP TIME : 1:00.149		BEST LAP TIME : 1:00.149		DIFFERENCE : 0.000		
LAP	SECTOR 1	SECTOR 2	LAP TIME	MPH	DIFF	TIME OF DAY
1 -		27.439	1:05.167	80.43	5.018	16:34:34.330
2 -	33.195	27.284	1:00.479	86.66	0.330	16:35:34.809
3 -	33.186	27.207	1:00.393 (2)	86.79	0.244	16:36:35.202
4 -	32.996	27.153	1:00.149 (1)	87.14		16:37:35.351
5 -	33.084	27.333	1:00.417 (3)	86.75	0.268	16:38:35.768
6 -	33.098	27.494	1:00.592	86.50	0.443	16:39:36.360
7 -	33.234	27.207	1:00.441	86.72	0.292	16:40:36.801
8 -	33.531	27.342	1:00.873	86.10	0.724	16:41:37.674
9 -	33.056	27.371	1:00.427	86.74	0.278	16:42:38.101
10 -	33.711	27.484	1:01.195	85.65	1.046	16:43:39.296
11 -	33.225	27.407	1:00.632	86.44	0.483	16:44:39.928
12 -	33.683	27.481	1:01.164	85.69	1.015	16:45:41.092
13 -	33.709	27.469	1:01.178	85.67	1.029	16:46:42.270
14 -	33.546	27.334	1:00.880	86.09	0.731	16:47:43.150
15 -	33.539	27.499	1:01.038	85.87	0.889	16:48:44.188

P2 84 CUP		S. LAIDLAW / J. LAIDLAW		LCR F600 - Marin motorsport		
IDEAL LAP TIME : 1:00.231		BEST LAP TIME : 1:00.353		DIFFERENCE : 0.122		
LAP	SECTOR 1	SECTOR 2	LAP TIME	MPH	DIFF	TIME OF DAY
1 -		27.541	1:06.047	79.36	5.694	16:34:35.210
2 -	33.197	27.269	1:00.466 (3)	86.68	0.113	16:35:35.676
3 -	33.219	27.497	1:00.716	86.32	0.363	16:36:36.392
4 -	33.250	27.103	1:00.353 (1)	86.84		16:37:36.745
5 -	33.236	27.189	1:00.425 (2)	86.74	0.072	16:38:37.170
6 -	33.128	27.342	1:00.470	86.68	0.117	16:39:37.640
7 -	33.400	27.275	1:00.675	86.38	0.322	16:40:38.315
8 -	33.575	27.674	1:01.249	85.57	0.896	16:41:39.564
9 -	33.593	27.650	1:01.243	85.58	0.890	16:42:40.807
10 -	33.502	27.934	1:01.436	85.31	1.083	16:43:42.243
11 -	33.556	27.852	1:01.408	85.35	1.055	16:44:43.651
12 -	33.598	27.696	1:01.294	85.51	0.941	16:45:44.945
13 -	33.821	27.773	1:01.594	85.09	1.241	16:46:46.539
14 -	34.130	27.765	1:01.895	84.68	1.542	16:47:48.434
15 -	33.821	28.125	1:01.946	84.61	1.593	16:48:50.380

P3 93 GP		G. HOLDEN / LAWRENCE		LCR KAWASAKI 600 - Holden racing		
IDEAL LAP TIME : 1:00.528		BEST LAP TIME : 1:00.765		DIFFERENCE : 0.237		
LAP	SECTOR 1	SECTOR 2	LAP TIME	MPH	DIFF	TIME OF DAY
1 -		28.110	1:09.920	74.96	9.155	16:34:39.083
2 -	35.002	27.884	1:02.886	83.35	2.121	16:35:41.969
3 -	33.975	27.190	1:01.165	85.69	0.400	16:36:43.134
4 -	34.060	27.781	1:01.841	84.75	1.076	16:37:44.975
5 -	33.651	27.311	1:00.962 (3)	85.98	0.197	16:38:45.937
6 -	33.338	27.543	1:00.881 (2)	86.09	0.116	16:39:46.818
7 -	34.467	27.608	1:02.075	84.43	1.310	16:40:48.893
8 -	33.435	27.330	1:00.765 (1)	86.26		16:41:49.658
9 -	33.564	28.157	1:01.721	84.92	0.956	16:42:51.379
10 -	33.861	27.527	1:01.388	85.38	0.623	16:43:52.767
11 -	33.721	27.654	1:01.375	85.40	0.610	16:44:54.142
12 -	33.917	27.947	1:01.864	84.72	1.099	16:45:56.006
13 -	34.788	29.207	1:03.995	81.90	3.230	16:47:00.001
14 -	34.384	28.291	1:02.675	83.63	1.910	16:48:02.676
15 -	34.140	27.985	1:02.125	84.37	1.360	16:49:04.801

BMCRC - MRO Championships 2024 - Rnd 2 @ Pembrey

British Sidecar Championship

RACE 15 - SECTOR ANALYSIS



SECTOR 1 = FL to I1, SECTOR 2 = I1 to FL, DIFF = Difference To Personal Best Lap, P = Crossed Finish Line in Pit Lane, D = Time Disallowed

P4		5 GP		BIGGS / SEGERS		LCR YAMAHA - Express Tyre Service/Santander Salt	
IDEAL LAP TIME : 1:01.693		BEST LAP TIME : 1:01.785		DIFFERENCE : 0.092			
LAP	SECTOR 1	SECTOR 2	LAP TIME	MPH	DIFF	TIME OF DAY	
1 -		27.872	1:07.472	77.68	5.687	16:34:36.635	
2 -	34.090	27.832	1:01.922 (3)	84.64	0.137	16:35:38.557	
3 -	34.161	27.814	1:01.975	84.57	0.190	16:36:40.532	
4 -	34.486	27.612	1:02.098	84.40	0.313	16:37:42.630	
5 -	34.286	27.725	1:02.011	84.52	0.226	16:38:44.641	
6 -	34.173	27.802	1:01.975	84.57	0.190	16:39:46.616	
7 -	34.358	27.693	1:02.051	84.47	0.266	16:40:48.667	
8 -	34.528	27.796	1:02.324	84.10	0.539	16:41:50.991	
9 -	34.081	27.704	1:01.785 (1)	84.83		16:42:52.776	
10 -	34.361	27.858	1:02.219	84.24	0.434	16:43:54.995	
11 -	34.301	27.794	1:02.095	84.41	0.310	16:44:57.090	
12 -	34.155	27.641	1:01.796 (2)	84.82	0.011	16:45:58.886	
13 -	34.316	28.019	1:02.335	84.08	0.550	16:47:01.221	
14 -	34.447	27.646	1:02.093	84.41	0.308	16:48:03.314	
15 -	34.082	27.973	1:02.055	84.46	0.270	16:49:05.369	

P5		27 CUP		P. KIRBY / T. KIRBY		ARS Yamaha F600 - KRT	
IDEAL LAP TIME : 1:01.404		BEST LAP TIME : 1:01.404		DIFFERENCE : 0.000			
LAP	SECTOR 1	SECTOR 2	LAP TIME	MPH	DIFF	TIME OF DAY	
1 -		28.047	1:09.033	75.92	7.629	16:34:38.196	
2 -	34.425	27.837	1:02.262	84.18	0.858	16:35:40.458	
3 -	34.082	27.795	1:01.877 (3)	84.70	0.473	16:36:42.335	
4 -	34.477	27.915	1:02.392	84.01	0.988	16:37:44.727	
5 -	34.454	27.766	1:02.220	84.24	0.816	16:38:46.947	
6 -	34.121	27.854	1:01.975	84.57	0.571	16:39:48.922	
7 -	33.820	27.735	1:01.555 (2)	85.15	0.151	16:40:50.477	
8 -	34.094	27.871	1:01.965	84.58	0.561	16:41:52.442	
9 -	33.745	27.659	1:01.404 (1)	85.36		16:42:53.846	
10 -	34.655	27.826	1:02.481	83.89	1.077	16:43:56.327	
11 -	34.400	27.922	1:02.322	84.10	0.918	16:44:58.649	
12 -	34.211	27.796	1:02.007	84.53	0.603	16:46:00.656	
13 -	34.134	27.871	1:02.005	84.53	0.601	16:47:02.661	
14 -	34.697	27.961	1:02.658	83.65	1.254	16:48:05.319	
15 -	34.978	28.478	1:03.456	82.60	2.052	16:49:08.775	

P6		100 CUP		R. STEVENS / W. STEVENS		Ryde F1 - WPS Racing	
IDEAL LAP TIME : 1:01.313		BEST LAP TIME : 1:01.313		DIFFERENCE : 0.000			
LAP	SECTOR 1	SECTOR 2	LAP TIME	MPH	DIFF	TIME OF DAY	
1 -		27.949	1:09.599	75.31	8.286	16:34:38.762	
2 -	35.691	28.008	1:03.699	82.28	2.386	16:35:42.461	
3 -	34.090	27.683	1:01.773 (3)	84.85	0.460	16:36:44.234	
4 -	33.793	27.520	1:01.313 (1)	85.48		16:37:45.547	
5 -	34.071	27.765	1:01.836	84.76	0.523	16:38:47.383	
6 -	34.128	27.710	1:01.838	84.76	0.525	16:39:49.221	
7 -	33.847	27.722	1:01.569 (2)	85.13	0.256	16:40:50.790	
8 -	34.436	27.969	1:02.405	83.99	1.092	16:41:53.195	
9 -	34.132	27.956	1:02.088	84.42	0.775	16:42:55.283	
10 -	35.994	28.136	1:04.130	81.73	2.817	16:43:59.413	
11 -	34.337	28.065	1:02.402	83.99	1.089	16:45:01.815	
12 -	34.300	27.961	1:02.261	84.18	0.948	16:46:04.076	
13 -	35.356	28.176	1:03.532	82.50	2.219	16:47:07.608	
14 -	34.998	28.170	1:03.168	82.97	1.855	16:48:10.776	
15 -	35.566	28.669	1:04.235	81.60	2.922	16:49:15.011	

BMCRC - MRO Championships 2024 - Rnd 2 @ Pembrey

British Sidecar Championship

RACE 15 - SECTOR ANALYSIS



SECTOR 1 = FL to I1, SECTOR 2 = I1 to FL, DIFF = Difference To Personal Best Lap, P = Crossed Finish Line in Pit Lane, D = Time Disallowed

P7 2 GP J. HOLDEN / GORDON			ARS KAWASAKI -			
IDEAL LAP TIME : 1:01.877		BEST LAP TIME : 1:01.965		DIFFERENCE : 0.088		
LAP	SECTOR 1	SECTOR 2	LAP TIME	MPH	DIFF	TIME OF DAY
1 -		28.043	1:09.272	75.66	7.307	16:34:38.435
2 -	35.433	28.453	1:03.886	82.04	1.921	16:35:42.321
3 -	34.909	27.937	1:02.846	83.40	0.881	16:36:45.167
4 -	34.514	27.810	1:02.324	84.10	0.359	16:37:47.491
5 -	34.305	27.678	1:01.983 (2)	84.56	0.018	16:38:49.474
6 -	34.383	27.582	1:01.965 (1)	84.58		16:39:51.439
7 -	34.465	27.572	1:02.037 (3)	84.49	0.072	16:40:53.476
8 -	34.467	27.784	1:02.251	84.20	0.286	16:41:55.727
9 -	34.581	28.066	1:02.647	83.66	0.682	16:42:58.374
10 -	34.468	28.047	1:02.515	83.84	0.550	16:44:00.889
11 -	34.510	28.253	1:02.763	83.51	0.798	16:45:03.652
12 -	34.628	28.104	1:02.732	83.55	0.767	16:46:06.384
13 -	34.377	27.904	1:02.281	84.16	0.316	16:47:08.665
14 -	34.785	27.953	1:02.738	83.54	0.773	16:48:11.403
15 -	35.612	28.637	1:04.249	81.58	2.284	16:49:15.652

P8 17 CUP CLARKE / ENSOR			LCR HONDA - Centurion .CYB fibreglass			
IDEAL LAP TIME : 1:01.983		BEST LAP TIME : 1:02.061		DIFFERENCE : 0.078		
LAP	SECTOR 1	SECTOR 2	LAP TIME	MPH	DIFF	TIME OF DAY
1 -		27.975	1:08.774	76.21	6.713	16:34:37.937
2 -	35.712	27.780	1:03.492	82.55	1.431	16:35:41.429
3 -	35.303	27.986	1:03.289	82.82	1.228	16:36:44.718
4 -	34.474	27.692	1:02.166 (3)	84.31	0.105	16:37:46.884
5 -	34.392	27.770	1:02.162 (2)	84.32	0.101	16:38:49.046
6 -	34.484	27.686	1:02.170	84.31	0.109	16:39:51.216
7 -	34.297	27.764	1:02.061 (1)	84.45		16:40:53.277
8 -	35.226	27.703	1:02.929	83.29	0.868	16:41:56.206
9 -	34.888	27.766	1:02.654	83.65	0.593	16:42:58.860
10 -	34.859	28.204	1:03.063	83.11	1.002	16:44:01.923
11 -	34.634	27.832	1:02.466	83.91	0.405	16:45:04.389
12 -	34.586	27.816	1:02.402	83.99	0.341	16:46:06.791
13 -	35.113	28.034	1:03.147	83.00	1.086	16:47:09.938
14 -	34.674	27.928	1:02.602	83.72	0.541	16:48:12.540
15 -	35.130	29.127	1:04.257	81.57	2.196	16:49:16.797

P9 3 F2 R. CROWE / C. CROWE			LCR YAMAHA - Northern Fuels			
IDEAL LAP TIME : 1:01.305		BEST LAP TIME : 1:01.305		DIFFERENCE : 0.000		
LAP	SECTOR 1	SECTOR 2	LAP TIME	MPH	DIFF	TIME OF DAY
1 -		28.841	1:12.050	72.74	10.745	16:34:41.213
2 -	35.250	28.219	1:03.469	82.58	2.164	16:35:44.682
3 -	34.087	27.623	1:01.710 (2)	84.93	0.405	16:36:46.392
4 -	33.871	27.434	1:01.305 (1)	85.50		16:37:47.697
5 -	34.590	27.477	1:02.067	84.45	0.762	16:38:49.764
6 -	34.828	27.548	1:02.376	84.03	1.071	16:39:52.140
7 -	34.281	27.513	1:01.794 (3)	84.82	0.489	16:40:53.934
8 -	34.998	27.781	1:02.779	83.49	1.474	16:41:56.713
9 -	35.037	27.688	1:02.725	83.56	1.420	16:42:59.438
10 -	34.714	28.409	1:03.123	83.03	1.818	16:44:02.561
11 -	34.898	27.836	1:02.734	83.55	1.429	16:45:05.295
12 -	34.630	27.865	1:02.495	83.87	1.190	16:46:07.790
13 -	35.226	28.303	1:03.529	82.50	2.224	16:47:11.319
14 -	35.046	28.109	1:03.155	82.99	1.850	16:48:14.474
15 -	35.180	28.505	1:03.685	82.30	2.380	16:49:18.159

BMCRC - MRO Championships 2024 - Rnd 2 @ Pembrey

British Sidecar Championship

RACE 15 - SECTOR ANALYSIS



SECTOR 1 = FL to I1, SECTOR 2 = I1 to FL, DIFF = Difference To Personal Best Lap, P = Crossed Finish Line in Pit Lane, D = Time Disallowed

P10 91 GP WILLIAMS / PITT			F600 LCR - YAMAHA -			
IDEAL LAP TIME : 1:00.140		BEST LAP TIME : 1:00.200		DIFFERENCE : 0.060		
LAP	SECTOR 1	SECTOR 2	LAP TIME	MPH	DIFF	TIME OF DAY
1 -		27.538	1:05.755	79.71	5.555	16:34:34.918
2 -	32.948	27.424	1:00.372 (3)	86.82	0.172	16:35:35.290
3 -	33.008	27.192	1:00.200 (1)	87.06		16:36:35.490
4 -	33.045	27.401	1:00.446	86.71	0.246	16:37:35.936
5 -	32.958	27.367	1:00.325 (2)	86.88	0.125	16:38:36.261
6 -	33.045	27.410	1:00.455	86.70	0.255	16:39:36.716
7 -	33.181	27.778	1:00.959	85.98	0.759	16:40:37.675
8 -	33.588	27.885	1:01.473	85.26	1.273	16:41:39.148
9 -	34.654	29.200	1:03.854	82.08	3.654	16:42:43.002
10 -	34.046	29.021	1:03.067	83.11	2.867	16:43:46.069
11 -	34.158	28.904	1:03.062	83.11	2.862	16:44:49.131
12 -	35.312	29.261	1:04.573	81.17	4.373	16:45:53.704
13 -	35.718	31.394	1:07.112	78.10	6.912	16:47:00.816
14 -	38.345	31.412	1:09.757	75.14	9.557	16:48:10.573
15 -	37.669	31.844	1:09.513	75.40	9.313	16:49:20.086

P11 88 CUP NICOL / CONIL			LCR F1 -			
IDEAL LAP TIME : 1:02.479		BEST LAP TIME : 1:02.623		DIFFERENCE : 0.144		
LAP	SECTOR 1	SECTOR 2	LAP TIME	MPH	DIFF	TIME OF DAY
1 -		28.741	1:11.647	73.15	9.024	16:34:40.810
2 -	35.904	28.759	1:04.663	81.06	2.040	16:35:45.473
3 -	35.080	28.690	1:03.770	82.19	1.147	16:36:49.243
4 -	35.222	28.439	1:03.661	82.33	1.038	16:37:52.904
5 -	35.249	28.495	1:03.744	82.22	1.121	16:38:56.648
6 -	35.187	28.183	1:03.370	82.71	0.747	16:40:00.018
7 -	35.420	28.078	1:03.498	82.54	0.875	16:41:03.516
8 -	34.916	27.930	1:02.846 (3)	83.40	0.223	16:42:06.362
9 -	34.914	28.200	1:03.114	83.04	0.491	16:43:09.476
10 -	34.939	28.039	1:02.978	83.22	0.355	16:44:12.454
11 -	34.978	28.197	1:03.175	82.96	0.552	16:45:15.629
12 -	35.658	28.238	1:03.896	82.03	1.273	16:46:19.525
13 -	34.549	28.074	1:02.623 (1)	83.70		16:47:22.148
14 -	34.739	28.179	1:02.918	83.30	0.295	16:48:25.066
15 -	34.819	28.002	1:02.821 (2)	83.43	0.198	16:49:27.887

P12 4 CUP PEACH / EDWARDS			LCR SIDECAR - Lifesafety Motorsport			
IDEAL LAP TIME : 1:02.443		BEST LAP TIME : 1:02.443		DIFFERENCE : 0.000		
LAP	SECTOR 1	SECTOR 2	LAP TIME	MPH	DIFF	TIME OF DAY
1 -		29.224	1:12.833	71.96	10.390	16:34:41.996
2 -	35.064	28.718	1:03.782	82.17	1.339	16:35:45.778
3 -	35.210	28.813	1:04.023	81.87	1.580	16:36:49.801
4 -	34.863	28.489	1:03.352	82.73	0.909	16:37:53.153
5 -	35.424	28.550	1:03.974	81.93	1.531	16:38:57.127
6 -	34.945	28.137	1:03.082 (3)	83.09	0.639	16:40:00.209
7 -	34.355	28.088	1:02.443 (1)	83.94		16:41:02.652
8 -	34.390	28.238	1:02.628 (2)	83.69	0.185	16:42:05.280
9 -	34.850	28.283	1:03.133	83.02	0.690	16:43:08.413
10 -	35.160	28.412	1:03.572	82.45	1.129	16:44:11.985
11 -	35.022	28.365	1:03.387	82.69	0.944	16:45:15.372
12 -	36.223	28.395	1:04.618	81.11	2.175	16:46:19.990
13 -	35.374	28.488	1:03.862	82.07	1.419	16:47:23.852
14 -	35.515	29.512	1:05.027	80.60	2.584	16:48:28.879
15 -	35.922	29.224	1:05.146	80.45	2.703	16:49:34.025

BMCRC - MRO Championships 2024 - Rnd 2 @ Pembrey

British Sidecar Championship

RACE 15 - SECTOR ANALYSIS



SECTOR 1 = FL to I1, SECTOR 2 = I1 to FL, DIFF = Difference To Personal Best Lap, P = Crossed Finish Line in Pit Lane, D = Time Disallowed

P13 44 F2		A. FOUNDS / GIBBONS		LCR YAMAHA R6 - Team Founds Racing		
IDEAL LAP TIME : 1:03.471		BEST LAP TIME : 1:03.471		DIFFERENCE : 0.000		
LAP	SECTOR 1	SECTOR 2	LAP TIME	MPH	DIFF	TIME OF DAY
1 -		28.766	1:11.438	73.37	7.967	16:34:40.601
2 -	35.642	29.006	1:04.648	81.07	1.177	16:35:45.249
3 -	35.043	28.428	1:03.471 (1)	82.58		16:36:48.720
4 -	35.376	28.431	1:03.807 (2)	82.14	0.336	16:37:52.527
5 -	35.343	28.511	1:03.854 (3)	82.08	0.383	16:38:56.381
6 -	36.402	29.183	1:05.585	79.92	2.114	16:40:01.966
7 -	35.762	28.548	1:04.310	81.50	0.839	16:41:06.276
8 -	35.590	28.697	1:04.287	81.53	0.816	16:42:10.563
9 -	35.456	28.880	1:04.336	81.47	0.865	16:43:14.899
10 -	35.905	29.050	1:04.955	80.69	1.484	16:44:19.854
11 -	35.750	28.726	1:04.476	81.29	1.005	16:45:24.330
12 -	35.460	28.893	1:04.353	81.45	0.882	16:46:28.683
13 -	35.775	28.729	1:04.504	81.26	1.033	16:47:33.187
14 -	35.387	28.657	1:04.044	81.84	0.573	16:48:37.231
15 -	35.466	28.793	1:04.259	81.56	0.788	16:49:41.490

P14 26 CUP		ATKINSON / SMITH		ARS YAMAHA - Mecsia		
IDEAL LAP TIME : 1:03.166		BEST LAP TIME : 1:03.238		DIFFERENCE : 0.072		
LAP	SECTOR 1	SECTOR 2	LAP TIME	MPH	DIFF	TIME OF DAY
1 -		29.924	1:15.322	69.58	12.084	16:34:44.485
2 -	36.981	29.047	1:06.028	79.38	2.790	16:35:50.513
3 -	35.217	28.744	1:03.961	81.94	0.723	16:36:54.474
4 -	34.894	28.782	1:03.676	82.31	0.438	16:37:58.150
5 -	34.774	28.749	1:03.523	82.51	0.285	16:39:01.673
6 -	34.705	28.533	1:03.238 (1)	82.88		16:40:04.911
7 -	34.952	28.507	1:03.459 (3)	82.59	0.221	16:41:08.370
8 -	36.528	28.635	1:05.163	80.43	1.925	16:42:13.533
9 -	34.899	28.504	1:03.403 (2)	82.67	0.165	16:43:16.936
10 -	35.155	28.461	1:03.616	82.39	0.378	16:44:20.552
11 -	35.422	28.919	1:04.341	81.46	1.103	16:45:24.893
12 -	35.784	28.587	1:04.371	81.42	1.133	16:46:29.264
13 -	35.414	28.858	1:04.272	81.55	1.034	16:47:33.536
14 -	35.447	28.955	1:04.402	81.38	1.164	16:48:37.938
15 -	35.239	29.428	1:04.667	81.05	1.429	16:49:42.605

P15 38 CUP		MOSS / HOPE		LCR R6 - LifeSafety Motorsport - CharlieMossRacing		
IDEAL LAP TIME : 1:06.173		BEST LAP TIME : 1:06.408		DIFFERENCE : 0.235		
LAP	SECTOR 1	SECTOR 2	LAP TIME	MPH	DIFF	TIME OF DAY
1 -		30.009	1:14.873	70.00	8.465	16:34:44.036
2 -	37.620	29.932	1:07.552	77.59	1.144	16:35:51.588
3 -	37.679	30.156	1:07.835	77.26	1.427	16:36:59.423
4 -	37.504	30.145	1:07.649	77.48	1.241	16:38:07.072
5 -	37.653	30.110	1:07.763	77.35	1.355	16:39:14.835
6 -	37.123	29.369	1:06.492 (3)	78.83	0.084	16:40:21.327
7 -	37.155	29.428	1:06.583	78.72	0.175	16:41:27.910
8 -	37.273	29.745	1:07.018	78.21	0.610	16:42:34.928
9 -	37.348	30.362	1:07.710	77.41	1.302	16:43:42.638
10 -	36.804	29.604	1:06.408 (1)	78.93		16:44:49.046
11 -	37.550	29.455	1:07.005	78.22	0.597	16:45:56.051
12 -	36.930	29.525	1:06.455 (2)	78.87	0.047	16:47:02.506
13 -	37.320	29.426	1:06.746	78.53	0.338	16:48:09.252
14 -	36.990	29.997	1:06.987	78.24	0.579	16:49:16.239

BMCRC - MRO Championships 2024 - Rnd 2 @ Pembrey

British Sidecar Championship

RACE 15 - SECTOR ANALYSIS



SECTOR 1 = FL to I1, SECTOR 2 = I1 to FL, DIFF = Difference To Personal Best Lap, P = Crossed Finish Line in Pit Lane, D = Time Disallowed

P16 76 F2 PEARSON / RESTALL			LCR SUZUKI GSXR - Direct Commercials/ABS Racing			
IDEAL LAP TIME : 1:05.707		BEST LAP TIME : 1:06.101		DIFFERENCE : 0.394		
LAP	SECTOR 1	SECTOR 2	LAP TIME	MPH	DIFF	TIME OF DAY
1 -		29.921	1:15.842	69.11	9.741	16:34:45.005
2 -	38.736	30.355	1:09.091	75.86	2.990	16:35:54.096
3 -	36.929	29.293	1:06.222 (3)	79.15	0.121	16:37:00.318
4 -	37.094	29.961	1:07.055	78.16	0.954	16:38:07.373
5 -	36.728	29.444	1:06.172 (2)	79.21	0.071	16:39:13.545
6 -	37.064	29.621	1:06.685	78.60	0.584	16:40:20.230
7 -	37.173	29.132	1:06.305	79.05	0.204	16:41:26.535
8 -	36.758	29.343	1:06.101 (1)	79.29		16:42:32.636
9 -	36.575	30.123	1:06.698	78.58	0.597	16:43:39.334
10 -	38.164	29.839	1:08.003	77.07	1.902	16:44:47.337
11 -	37.683	29.413	1:07.096	78.12	0.995	16:45:54.433
12 -	37.343	30.230	1:07.573	77.56	1.472	16:47:02.006
13 -	38.405	29.260	1:07.665	77.46	1.564	16:48:09.671
14 -	37.185	29.798	1:06.983	78.25	0.882	16:49:16.654

P17 89 CUP C. HAUXWELL / K. HAUXWELL			Adolf RS1 - Haz Beenz CKJ Racing			
IDEAL LAP TIME : 1:07.339		BEST LAP TIME : 1:08.275		DIFFERENCE : 0.936		
LAP	SECTOR 1	SECTOR 2	LAP TIME	MPH	DIFF	TIME OF DAY
1 -		30.895	1:15.234	69.66	6.959	16:34:44.397
2 -	39.119	31.395	1:10.514	74.33	2.239	16:35:54.911
3 -	37.030	31.245	1:08.275 (1)	76.77		16:37:03.186
4 -	38.787	31.355	1:10.142	74.72	1.867	16:38:13.328
5 -	38.190	30.993	1:09.183 (2)	75.76	0.908	16:39:22.511
6 -	39.430	30.309	1:09.739	75.16	1.464	16:40:32.250
7 -	39.322	30.429	1:09.751	75.14	1.476	16:41:42.001
8 -	38.170	31.275	1:09.445 (3)	75.47	1.170	16:42:51.446

BMCRC - MRO Championships 2024 - Rnd 2 @ Pembrey

British Sidecar Championship

RACE 15 - BEST SECTORS

SECTOR 1			SECTOR 2			IDEAL / BEST COMPARISON						
POS	NO	NAME	TIME	NO	NAME	TIME	POS	NO	NAME	IDEAL	BEST	DIFF
1	91	WILLIAMS / PITT	32.948	84	S. LAIDLLOW / J. LAIDLLOW	27.103	1	91	WILLIAMS / PITT	1:00.140	1:00.200	0.060
2	95	BLACKSTOCK / ROSNEY	32.996	95	BLACKSTOCK / ROSNEY	27.153	2	95	BLACKSTOCK / ROSNEY	1:00.149	1:00.149	0.000
3	84	S. LAIDLLOW / J. LAIDLLOW	33.128	93	G. HOLDEN / LAWRENCE	27.190	3	84	S. LAIDLLOW / J. LAIDLLOW	1:00.231	1:00.353	0.122
4	93	G. HOLDEN / LAWRENCE	33.338	91	WILLIAMS / PITT	27.192	4	93	G. HOLDEN / LAWRENCE	1:00.528	1:00.765	0.237
5	27	P. KIRBY / T. KIRBY	33.745	3	R. CROWE / C. CROWE	27.434	5	3	R. CROWE / C. CROWE	1:01.305	1:01.305	0.000
6	100	R. STEVENS / W. STEVENS	33.793	100	R. STEVENS / W. STEVENS	27.520	6	100	R. STEVENS / W. STEVENS	1:01.313	1:01.313	0.000
7	3	R. CROWE / C. CROWE	33.871	2	J. HOLDEN / GORDON	27.572	7	27	P. KIRBY / T. KIRBY	1:01.404	1:01.404	0.000
8	5	BIGGS / SEGERS	34.081	5	BIGGS / SEGERS	27.612	8	5	BIGGS / SEGERS	1:01.693	1:01.785	0.092
9	17	CLARKE / ENSOR	34.297	27	P. KIRBY / T. KIRBY	27.659	9	2	J. HOLDEN / GORDON	1:01.877	1:01.965	0.088
10	2	J. HOLDEN / GORDON	34.305	17	CLARKE / ENSOR	27.686	10	17	CLARKE / ENSOR	1:01.983	1:02.061	0.078
11	4	PEACH / EDWARDS	34.355	88	NICOL / CONIL	27.930	11	4	PEACH / EDWARDS	1:02.443	1:02.443	0.000
12	88	NICOL / CONIL	34.549	4	PEACH / EDWARDS	28.088	12	88	NICOL / CONIL	1:02.479	1:02.623	0.144
13	26	ATKINSON / SMITH	34.705	44	A. FOUNDS / GIBBONS	28.428	13	26	ATKINSON / SMITH	1:03.166	1:03.238	0.072
14	44	A. FOUNDS / GIBBONS	35.043	26	ATKINSON / SMITH	28.461	14	44	A. FOUNDS / GIBBONS	1:03.471	1:03.471	0.000
15	76	PEARSON / RESTALL	36.575	76	PEARSON / RESTALL	29.132	15	76	PEARSON / RESTALL	1:05.707	1:06.101	0.394
16	38	MOSS / HOPE	36.804	38	MOSS / HOPE	29.369	16	38	MOSS / HOPE	1:06.173	1:06.408	0.235
17	89	C. HAUXWELL / K. HAUXWELL	37.030	89	C. HAUXWELL / K. HAUXWELL	30.309	17	89	C. HAUXWELL / K. HAUXWELL	1:07.339	1:08.275	0.936

PERFECT LAP 1:00.051

BMCRC - MRO Championships 2024 - Rnd 2 @ Pembrey

British Sidecar Championship

RACE 15 - STATISTICS

Competitors Started 17
Planned Start 2024-04-13 @ 16:40:00.000
Actual Start 2024-04-13 @ 16:33:29.162
Finish Time 2024-04-13 @ 16:48:44.187
Track Length 1.4560mi.
Total Laps 246
Total Distance Covered 358.1760mi.

Session Fastest Lap History

NO	CL	NAME	LAP TIME	TIME OF DAY	LAP	VEHICLE
95	GP	BLACKSTOCK / ROSNEY	1:00.479	16:35:34.829	2	LCR YAMAHA 600
91	GP	WILLIAMS / PITT	1:00.372	16:35:35.305	2	F600 LCR - YAMAHA
91	GP	WILLIAMS / PITT	1:00.200	16:36:35.504	3	F600 LCR - YAMAHA
95	GP	BLACKSTOCK / ROSNEY	1:00.149	16:37:35.371	4	LCR YAMAHA 600

Session Leader History

NO	CL	NAME	FROM LAP	LAPS LED	DISTANCE	VEHICLE
95	GP	BLACKSTOCK / ROSNEY	1	15	21.84 miles	LCR YAMAHA 600

Flag History

TYPE	TIME OF DAY
GREEN	16:33:29.162
FINISH	16:48:44.187

Flag Statistics

TYPE	COUNT	TOTAL LAPS	TOTAL TIME
Green	1	15	16:18.469
Red	0	0	0.000
Safety Car	0	0	0.000
FCY	0	0	0.000

BMCRC - MRO Championships 2024 - Rnd 2 @ Pembrey

British Sidecar Championship

RACE 15 - STATISTICS

CLASS : GP

5 Starters

Fastest Lap History

NO	NAME	LAP TIME	TIME OF DAY	LAP	VEHICLE
95	BLACKSTOCK / ROSNEY	1:00.479	16:35:34.829	2	LCR YAMAHA 600
91	WILLIAMS / PITT	1:00.372	16:35:35.305	2	F600 LCR - YAMAHA
91	WILLIAMS / PITT	1:00.200	16:36:35.504	3	F600 LCR - YAMAHA
95	BLACKSTOCK / ROSNEY	1:00.149	16:37:35.371	4	LCR YAMAHA 600

Leader History

NO	NAME	FROM LAP	LAPS LED	DISTANCE	VEHICLE
95	BLACKSTOCK / ROSNEY	1	15	21.84 miles	LCR YAMAHA 600

BMCRC - MRO Championships 2024 - Rnd 2 @ Pembrey

British Sidecar Championship

RACE 15 - STATISTICS

CLASS : CUP

9 Starters

Fastest Lap History

NO	NAME	LAP TIME	TIME OF DAY	LAP	VEHICLE
84	S. LAIDLLOW / J. LAIDLLOW	1:00.466	16:35:35.693	2	LCR F600
84	S. LAIDLLOW / J. LAIDLLOW	1:00.353	16:37:36.761	4	LCR F600

Leader History

NO	NAME	FROM LAP	LAPS LED	DISTANCE	VEHICLE
84	S. LAIDLLOW / J. LAIDLLOW	1	15	21.84 miles	LCR F600

BMCRC - MRO Championships 2024 - Rnd 2 @ Pembrey

British Sidecar Championship

RACE 15 - STATISTICS

CLASS : F2

3 Starters

Fastest Lap History

NO	NAME	LAP TIME	TIME OF DAY	LAP	VEHICLE
3	R. CROWE / C. CROWE	1:03.469	16:35:44.713	2	LCR YAMAHA
3	R. CROWE / C. CROWE	1:01.710	16:36:46.423	3	LCR YAMAHA
3	R. CROWE / C. CROWE	1:01.305	16:37:47.727	4	LCR YAMAHA

Leader History

NO	NAME	FROM LAP	LAPS LED	DISTANCE	VEHICLE
44	A. FOUNDS / GIBBONS	1	1	1.45 miles	LCR YAMAHA R6
3	R. CROWE / C. CROWE	2	14	20.38 miles	LCR YAMAHA

2024 British Sidecar Championship
GP RIDERS CHAMPIONSHIP CLASSIFICATION



		TOTAL	GAP	DIFF															Wins	Seconds	Thirds
					1 13th / 14th April Pembrey	2	3	4 17th - 19th May	5 Donington Park GP	6 14th - 16th June Knockhill	7	8 5th - 7th July	9 Snetterton 300	10	11 3rd / 4th August Cadwell Park	12	13 11th - 13th October	14 Brands Hatch GP			
1	BLACKSTOCK / ROSNEY	25			25													1	0	0	
2	G. HOLDEN / LAWRENCE	22	3		22													0	1	0	
3	BIGGS / SEGERS	20	5	2	20													0	0	1	
4	J. HOLDEN / GORDON	18	7	2	18													0	0	0	
5	WILLIAMS / PITT	16	6	2	16													0	0	0	
6																		0	0	0	
7																		0	0	0	
8																		0	0	0	
9																		0	0	0	
10																		0	0	0	

2024 British Sidecar Championship
CUP RIDERS CHAMPIONSHIP CLASSIFICATION



		TOTAL	GAP	DIFF															Wins	Seconds	Thirds
					1	2	3	4	5	6	7	8	9	10	11	12	13	14			
					13th / 14th April Pembrey			17th - 19th May Donington Park GP		14th - 16th June Knockhill		5th - 7th July Snetterton 300		3rd / 4th August Cadwell Park		11th - 13th October Brands Hatch GP					
1	S. LAIDLLOW / J. LAIDLLOW	25			25												1	0	0		
2	P. KIRBY / T. KIRBY	22	3		22												0	1	0		
3	R. STEVENS / W. STEVENS	20	5	2	20												0	0	1		
4	CLARKE / ENSOR	18	7	2	18												0	0	0		
5	NICOL / CONIL	16	6	2	16												0	0	0		
6	PEACH / EDWARDS	14	8	2	14												0	0	0		
7	ATKINSON / SMITH	12	10	2	12												0	0	0		
8	MOSS / HOPE	10	12	2	10												0	0	0		
9	C. HAUXWELL / K. HAUXWELL	0	22	10													0	0	0		
10																	0	0	0		

2024 British Sidecar Championship
 F2 RIDERS CHAMPIONSHIP CLASSIFICATION



		TOTAL	GAP	DIFF																	
					1	2	3	4	5	6	7	8	9	10	11	12	13	14	Wins	Seconds	Thirds
					13th / 14th April Pembrey			17th - 19th May Donington Park GP		14th - 16th June Knockhill		5th - 7th July Snetterton 300		3rd / 4th August Cadwell Park		11th - 13th October Brands Hatch GP					
1	R. CROWE / C. CROWE	25			25												1	0	0		
2	A. FOUNDS / GIBBONS	22	3		22												0	1	0		
3	PEARSON / RESTALL	20	5	2	20												0	0	1		
4																	0	0	0		
5																	0	0	0		
6																	0	0	0		
7																	0	0	0		
8																	0	0	0		
9																	0	0	0		
10																	0	0	0		

BMCRC - MRO Championships 2024 - Rnd 2 @ Pembrey

British Sidecar Championship

RACE 6 - GRID - AMENDED (18 Laps)

ROW 8	16	1:08.275	89 C. HAUXWELL / K. HAUXWELL	15	1:06.408	38 MOSS / HOPE		
ROW 7			14	1:06.101	76 PEARSON / RESTALL	13	1:03.471	44 A. FOUNDS / GIBBONS
ROW 6	12	1:03.238	26 ATKINSON / SMITH	11	1:02.623	88 NICOL / CONIL		
ROW 5			10	1:02.061	17 CLARKE / ENSOR	9	1:01.965	2 J. HOLDEN / GORDON
ROW 4	8	1:01.785	5 BIGGS / SEGERS	7	1:01.404	27 P. KIRBY / T. KIRBY		
ROW 3			6	1:01.313	100 R. STEVENS / W. STEVENS	5	1:01.305	3 R. CROWE / C. CROWE
ROW 2	4	1:00.765	93 G. HOLDEN / LAWRENCE	3	1:00.353	84 S. LAIDLAW / J. LAIDLAW		
ROW 1			2	1:00.200	91 WILLIAMS / PITT	1	1:00.149	95 BLACKSTOCK / ROSNEY
Pole								

Comments:
No. 4 withdrawn

These results are provisional until the conclusion of any judicial and technical matters.

Pembrey National: 1.4560 miles

Clerk Of Course:

Stewards:

Timekeeper:

Craig Smith



Results can be found at www.tsl-timing.com

Printed - 09:42 Sunday, 14 April 2024



BMCRC - MRO Championships 2024 - Rnd 2 @ Pembrey



British Sidecar Championship

RACE 6 - CLASSIFICATION

Race Distance: 14 Laps / 20.38 miles

POS	NO	CL	PIC	NAME	ENTRY	LAPS	TIME	GAP	DIFF	MPH	BEST	ON	GRD	↑↓
1	95	GP	1	BLACKSTOCK / ROSNEY	LCR YAMAHA 600 - DHR	14	14:12.827			86.04	1:00.163	6	1	0
2	91	GP	2	WILLIAMS / PITT	F600 LCR - YAMAHA -	14	14:19.293	6.466	6.466	85.39	1:00.125	3	2	0
3	84	CUP	1	S. LAIDLAW / J. LAIDLAW	LCR F600 - Marin motorsport	14	14:20.534	7.707	1.241	85.27	1:00.311	3	3	0
4	93	GP	3	G. HOLDEN / LAWRENCE	LCR KAWASAKI 600 - Holden racing	14	14:25.879	13.052	5.345	84.74	1:00.541	3	4	0
5	100	CUP	2	R. STEVENS / W. STEVENS	Ryde F1 - WPS Racing	14	14:35.030	22.203	9.151	83.86	1:01.437	7	6	1
6	2	GP	4	J. HOLDEN / GORDON	ARS KAWASAKI -	14	14:36.823	23.996	1.793	83.69	1:01.643	6	9	3
7	5	GP	5	BIGGS / SEGERS	LCR YAMAHA - Express Tyre Service/Santander Salt	14	14:40.466	27.639	3.643	83.34	1:01.384	9	8	1
8	27	CUP	3	P. KIRBY / T. KIRBY	ARS Yamaha F600 - KRT	14	15:00.219	47.392	19.753	81.51	1:02.489	4	7	-1
9	17	CUP	4	CLARKE / ENSOR	LCR HONDA - Centurion .CYB fibreglass	14	15:09.706	56.879	9.487	80.66	1:03.142	3	10	1
10	26	CUP	5	ATKINSON / SMITH	ARS YAMAHA - Mecsia	14	15:11.533	58.706	1.827	80.50	1:03.669	9	12	2
11	44	F2	1	A. FOUNDS / GIBBONS	LCR YAMAHA R6 - Team Founds Racing	14	15:17.217	1:04.390	5.684	80.00	1:04.178	3	13	2
12	76	F2	2	PEARSON / RESTALL	LCR SUZUKI GSXR - Direct Commercials/ABS Racing	13	14:35.573	1 Lap	1 Lap	77.82	1:05.661	5	14	2

NOT CLASSIFIED

DNF	38	CUP		MOSS / HOPE	LCR R6 - LifeSafety Motorsport - CharlieMossRacing	5	5:37.801	9 Laps	8 Laps	77.58	1:05.275	2	15	
DNF	88	CUP		NICOL / CONIL	LCR F1 -	2	2:16.994	12 Laps	3 Laps	76.52	1:04.822	2	11	
DNF	89	CUP		C. HAUXWELL / K. HAUXWELL	Adolf RS1 - Haz Beenz CKJ Racing	2	2:25.043	12 Laps	8.049	72.27	1:09.928	2	16	
DNF	3	F2		R. CROWE / C. CROWE	LCR YAMAHA - Northern Fuels	1	1:06.912	13 Laps	1 Lap	78.33				5

FASTEST LAP

91	GP	WILLIAMS / PITT	F600 LCR - YAMAHA -	3	1:00.125	87.17 mph	140.30 kph
84	CUP	S. LAIDLAW / J. LAIDLAW	LCR F600 - Marin motorsport	3	1:00.311	86.90 mph	139.86 kph
44	F2	A. FOUNDS / GIBBONS	LCR YAMAHA R6 - Team Founds Racing	3	1:04.178	81.67 mph	131.43 kph

Comments:

Class GP - 92.5% of Race Speed = 79.58 mph
 Class CUP - 92.5% of Race Speed = 78.87 mph
 Class F2 - 92.5% of Race Speed = 74.00 mph

Weather / Track : Sunny / Dry

These results are provisional until the conclusion of any judicial and technical matters.

Date: 14/04/2024 Start: 11:05 Finish: 11:20

Pembrey National: 1.4560 miles

Clerk Of Course:	Stewards:	Timekeeper:	<i>Craig Smith</i>	
------------------	-----------	-------------	--------------------	--

Results can be found at www.tsl-timing.com

Printed - 11:22 Sunday, 14 April 2024



BMCRC - MRO Championships 2024 - Rnd 2 @ Pembrey

British Sidecar Championship

RACE 6 - LAP CHART

LAP 1 @ 11:06:55.967

NO	BEHIND	LAP TIME
95		1:04.600
84	0.422	1:05.022
91	0.761	1:05.361
3	2.312	1:06.912
93	2.746	1:07.346
27	3.874	1:08.474
100	4.625	1:09.225
2	5.053	1:09.653
5	5.410	1:10.010
17	6.685	1:11.285
44	7.357	1:11.957
88	7.572	1:12.172
26	8.721	1:13.321
38	9.299	1:13.899
89	10.515	1:15.115
76	10.749	1:15.349

LAP 2 @ 11:07:56.643

NO	BEHIND	LAP TIME
95		1:00.676
84	1.764	1:02.018
91	3.065	1:02.980
93	4.528	1:02.458
27	6.266	1:03.068
100	6.739	1:02.790
2	6.932	1:02.555
5	7.018	1:02.284
17	9.348	1:03.339
44	11.307	1:04.626
88	11.718	1:04.822
26	12.109	1:04.064
38	13.898	1:05.275
76	16.324	1:06.251
89	19.767	1:09.928

LAP 3 @ 11:08:56.956

NO	BEHIND	LAP TIME
95		1:00.313
84	1.762	1:00.311
91	2.877	1:00.125
93	4.756	1:00.541
100	8.153	1:01.727
2	8.646	1:02.027
5	9.114	1:02.409
27	9.741	1:03.788
17	12.177	1:03.142
44	15.172	1:04.178
26	16.495	1:04.699
38	19.370	1:05.785
76	22.674	1:06.663

LAP 4 @ 11:09:57.215

NO	BEHIND	LAP TIME
95		1:00.259
84	2.173	1:00.670
91	3.133	1:00.515
93	5.472	1:00.975
100	9.831	1:01.937
2	10.110	1:01.723
5	11.434	1:02.579
27	11.971	1:02.489

17	15.627	1:03.709
44	20.047	1:05.134
26	20.673	1:04.437
38	24.454	1:05.343
76	28.550	1:06.135

LAP 5 @ 11:10:57.661

NO	BEHIND	LAP TIME
95		1:00.446
84	2.514	1:00.787
91	3.206	1:00.519
93	6.393	1:01.367
100	11.083	1:01.698
2	11.623	1:01.959
5	12.784	1:01.796
27	14.313	1:02.788
17	18.970	1:03.789
44	24.586	1:04.985
26	25.340	1:05.113
38	31.507	1:07.499
76	33.765	1:05.661

LAP 6 @ 11:11:57.824

NO	BEHIND	LAP TIME
95		1:00.163
84	3.426	1:01.075
91	3.709	1:00.666
93	7.105	1:00.875
100	12.830	1:01.910
2	13.103	1:01.643
5	14.366	1:01.745
27	16.903	1:02.753
17	22.655	1:03.848
44	29.732	1:05.309
26	30.118	1:04.941
76	40.393	1:06.791

LAP 7 @ 11:12:58.381

NO	BEHIND	LAP TIME
95		1:00.557
84	3.872	1:01.003
91	4.296	1:01.144
93	7.544	1:00.996
100	13.710	1:01.437
2	14.336	1:01.790
5	15.368	1:01.559
27	19.911	1:03.565
17	26.167	1:04.069
44	34.030	1:04.855
26	34.447	1:04.886
76	47.269	1:07.433

LAP 8 @ 11:13:58.828

NO	BEHIND	LAP TIME
95		1:00.447
84	4.494	1:01.069
91	4.950	1:01.101
93	8.634	1:01.537
100	15.036	1:01.773
2	16.053	1:02.164
5	17.436	1:02.515
27	22.958	1:03.494
17	30.625	1:04.905

26	38.094	1:04.094
44	38.689	1:05.106
76	53.088	1:06.266

LAP 9 @ 11:14:59.264

NO	BEHIND	LAP TIME
95		1:00.436
84	4.824	1:00.766
91	5.213	1:00.699
93	9.543	1:01.345
100	16.256	1:01.656
2	17.276	1:01.659
5	18.384	1:01.384
27	26.354	1:03.832
17	35.201	1:05.012
26	41.327	1:03.669
44	43.286	1:05.033
76	59.135	1:06.483

LAP 10 @ 11:15:59.862

NO	BEHIND	LAP TIME
95		1:00.598
84	5.418	1:01.192
91	5.756	1:01.141
93	10.589	1:01.644
100	17.811	1:02.153
2	18.996	1:02.318
5	19.343	1:01.557
27	29.940	1:04.184
17	39.285	1:04.682
26	44.722	1:03.993
44	47.158	1:04.470

LAP 11 @ 11:17:01.269

NO	BEHIND	LAP TIME
95		1:01.407
76	1 Lap	1:06.784
91	5.522	1:01.173
84	6.051	1:02.040
93	10.430	1:01.248
100	18.189	1:01.785
2	19.894	1:02.305
5	22.235	1:04.299
27	33.816	1:05.283
17	43.129	1:05.251
26	47.506	1:04.191
44	51.513	1:05.762

LAP 12 @ 11:18:02.611

NO	BEHIND	LAP TIME
95		1:01.342
91	5.938	1:01.758
84	6.256	1:01.547
76	1 Lap	1:07.286
93	10.460	1:01.372
100	19.083	1:02.236
2	20.374	1:01.822
5	23.115	1:02.222
27	37.237	1:04.763
17	46.814	1:05.027
26	50.520	1:04.356
44	55.441	1:05.270

LAP 13 @ 11:19:03.488

NO	BEHIND	LAP TIME
95		1:00.877
91	6.135	1:01.074
84	6.899	1:01.520
93	11.654	1:02.071
76	1 Lap	1:06.872
100	20.262	1:02.056
2	21.983	1:02.486
5	24.663	1:02.425
27	41.570	1:05.210
17	51.509	1:05.572
26	54.586	1:04.943
44	59.304	1:04.740

LAP 14 @ 11:20:04.194

NO	BEHIND	LAP TIME
95		1:00.706
91	6.466	1:01.037
84	7.707	1:01.514
93	13.052	1:02.104
100	22.203	1:02.647
76	1 Lap	1:07.599
2	23.996	1:02.719
5	27.639	1:03.682
27	47.392	1:06.528
17	56.879	1:06.076
26	58.706	1:04.826
44	1:04.390	1:05.792

BMCRC - MRO Championships 2024 - Rnd 2 @ Pembrey

British Sidecar Championship

RACE 6 - POSITION CHART

No	Name	Lap														
		Pos	1	2	3	4	5	6	7	8	9	10	11	12	13	14
95	BLACKSTOCK / ROSN	1	95	95	95	95	95	95	95	95	95	95	95	95	95	95
91	WILLIAMS / PITT	2	84	84	84	84	84	84	84	84	84	84	91	91	91	91
84	S. LAIDLAW / J. LAIDL	3	91	91	91	91	91	91	91	91	91	91	84	84	84	84
93	G. HOLDEN / LAWREN	4	3	93	93	93	93	93	93	93	93	93	93	93	93	93
3	R. CROWE / C. CROW	5	93	27	100	100	100	100	100	100	100	100	100	100	100	100
100	R. STEVENS / W. STEV	6	27	100	2	2	2	2	2	2	2	2	2	2	2	2
27	P. KIRBY / T. KIRBY	7	100	2	5	5	5	5	5	5	5	5	5	5	5	5
5	BIGGS / SEGERS	8	2	5	27	27	27	27	27	27	27	27	27	27	27	27
2	J. HOLDEN / GORDON	9	5	17	17	17	17	17	17	17	17	17	17	17	17	17
17	CLARKE / ENSOR	10	17	44	44	44	44	44	44	26	26	26	26	26	26	26
88	NICOL / CONIL	11	44	88	26	26	26	26	26	44	44	44	44	44	44	44
26	ATKINSON / SMITH	12	88	26	38	38	38	76	76	76	76	76	76	76	76	76
44	A. FOUNDS / GIBBONS	13	26	38	76	76	76									
76	PEARSON / RESTALL	14	38	76												
38	MOSS / HOPE	15	89	89												
89	C. HAUXWELL / K. HAU	16	76													

BMCRC - MRO Championships 2024 - Rnd 2 @ Pembrey

British Sidecar Championship

RACE 6 - SECTOR ANALYSIS



SECTOR 1 = FL to I1, SECTOR 2 = I1 to FL, DIFF = Difference To Personal Best Lap, P = Crossed Finish Line in Pit Lane, D = Time Disallowed

P1 95 GP		BLACKSTOCK / ROSNEY		LCR YAMAHA 600 - DHR		
IDEAL LAP TIME : 1:00.105		BEST LAP TIME : 1:00.163		DIFFERENCE : 0.058		
LAP	SECTOR 1	SECTOR 2	LAP TIME	MPH	DIFF	TIME OF DAY
1 -		27.112	1:04.600	81.13	4.437	11:06:55.967
2 -	33.433	27.243	1:00.676	86.38	0.513	11:07:56.643
3 -	33.071	27.242	1:00.313 (3)	86.90	0.150	11:08:56.956
4 -	33.162	27.097	1:00.259 (2)	86.98	0.096	11:09:57.215
5 -	33.221	27.225	1:00.446	86.71	0.283	11:10:57.661
6 -	33.008	27.155	1:00.163 (1)	87.12		11:11:57.824
7 -	33.292	27.265	1:00.557	86.55	0.394	11:12:58.381
8 -	33.213	27.234	1:00.447	86.71	0.284	11:13:58.828
9 -	33.152	27.284	1:00.436	86.72	0.273	11:14:59.264
10 -	33.309	27.289	1:00.598	86.49	0.435	11:15:59.862
11 -	34.064	27.343	1:01.407	85.35	1.244	11:17:01.269
12 -	33.890	27.452	1:01.342	85.44	1.179	11:18:02.611
13 -	33.465	27.412	1:00.877	86.10	0.714	11:19:03.488
14 -	33.308	27.398	1:00.706	86.34	0.543	11:20:04.194

P2 91 GP		WILLIAMS / PITT		F600 LCR - YAMAHA -		
IDEAL LAP TIME : 1:00.067		BEST LAP TIME : 1:00.125		DIFFERENCE : 0.058		
LAP	SECTOR 1	SECTOR 2	LAP TIME	MPH	DIFF	TIME OF DAY
1 -		27.096	1:05.361	80.19	5.236	11:06:56.728
2 -	33.646	29.334	1:02.980	83.22	2.855	11:07:59.708
3 -	32.971	27.154	1:00.125 (1)	87.17		11:08:59.833
4 -	33.180	27.335	1:00.515 (2)	86.61	0.390	11:10:00.348
5 -	33.050	27.469	1:00.519 (3)	86.61	0.394	11:11:00.867
6 -	33.158	27.508	1:00.666	86.40	0.541	11:12:01.533
7 -	33.842	27.302	1:01.144	85.72	1.019	11:13:02.677
8 -	33.863	27.238	1:01.101	85.78	0.976	11:14:03.778
9 -	33.126	27.573	1:00.699	86.35	0.574	11:15:04.477
10 -	33.492	27.649	1:01.141	85.72	1.016	11:16:05.618
11 -	33.633	27.540	1:01.173	85.68	1.048	11:17:06.791
12 -	33.984	27.774	1:01.758	84.87	1.633	11:18:08.549
13 -	33.329	27.745	1:01.074	85.82	0.949	11:19:09.623
14 -	33.429	27.608	1:01.037	85.87	0.912	11:20:10.660

P3 84 CUP		S. LAIDLAW / J. LAIDLAW		LCR F600 - Marin motorsport		
IDEAL LAP TIME : 1:00.311		BEST LAP TIME : 1:00.311		DIFFERENCE : 0.000		
LAP	SECTOR 1	SECTOR 2	LAP TIME	MPH	DIFF	TIME OF DAY
1 -		27.166	1:05.022	80.61	4.711	11:06:56.389
2 -	34.005	28.013	1:02.018	84.51	1.707	11:07:58.407
3 -	33.192	27.119	1:00.311 (1)	86.90		11:08:58.718
4 -	33.313	27.357	1:00.670 (2)	86.39	0.359	11:09:59.388
5 -	33.600	27.187	1:00.787	86.22	0.476	11:11:00.175
6 -	33.531	27.544	1:01.075	85.82	0.764	11:12:01.250
7 -	33.677	27.326	1:01.003	85.92	0.692	11:13:02.253
8 -	33.622	27.447	1:01.069	85.83	0.758	11:14:03.322
9 -	33.236	27.530	1:00.766 (3)	86.25	0.455	11:15:04.088
10 -	33.513	27.679	1:01.192	85.65	0.881	11:16:05.280
11 -	34.217	27.823	1:02.040	84.48	1.729	11:17:07.320
12 -	33.693	27.854	1:01.547	85.16	1.236	11:18:08.867
13 -	33.600	27.920	1:01.520	85.20	1.209	11:19:10.387
14 -	33.710	27.804	1:01.514	85.20	1.203	11:20:11.901

BMCRC - MRO Championships 2024 - Rnd 2 @ Pembrey

British Sidecar Championship

RACE 6 - SECTOR ANALYSIS



SECTOR 1 = FL to I1, SECTOR 2 = I1 to FL, DIFF = Difference To Personal Best Lap, P = Crossed Finish Line in Pit Lane, D = Time Disallowed

P4 93 GP		G. HOLDEN / LAWRENCE		LCR KAWASAKI 600 - Holden racing		
IDEAL LAP TIME : 1:00.541		BEST LAP TIME : 1:00.541		DIFFERENCE : 0.000		
LAP	SECTOR 1	SECTOR 2	LAP TIME	MPH	DIFF	TIME OF DAY
1 -		27.807	1:07.346	77.82	6.805	11:06:58.713
2 -	34.376	28.082	1:02.458	83.92	1.917	11:08:01.171
3 -	33.212	27.329	1:00.541 (1)	86.57		11:09:01.712
4 -	33.282	27.693	1:00.975 (3)	85.96	0.434	11:10:02.687
5 -	33.373	27.994	1:01.367	85.41	0.826	11:11:04.054
6 -	33.361	27.514	1:00.875 (2)	86.10	0.334	11:12:04.929
7 -	33.402	27.594	1:00.996	85.93	0.455	11:13:05.925
8 -	33.776	27.761	1:01.537	85.17	0.996	11:14:07.462
9 -	33.481	27.864	1:01.345	85.44	0.804	11:15:08.807
10 -	33.565	28.079	1:01.644	85.03	1.103	11:16:10.451
11 -	33.531	27.717	1:01.248	85.57	0.707	11:17:11.699
12 -	33.673	27.699	1:01.372	85.40	0.831	11:18:13.071
13 -	34.155	27.916	1:02.071	84.44	1.530	11:19:15.142
14 -	34.112	27.992	1:02.104	84.40	1.563	11:20:17.246

P5 100 CUP		R. STEVENS / W. STEVENS		Ryde F1 - WPS Racing		
IDEAL LAP TIME : 1:01.349		BEST LAP TIME : 1:01.437		DIFFERENCE : 0.088		
LAP	SECTOR 1	SECTOR 2	LAP TIME	MPH	DIFF	TIME OF DAY
1 -		28.338	1:09.225	75.71	7.788	11:07:00.592
2 -	33.929	28.861	1:02.790	83.47	1.353	11:08:03.382
3 -	33.870	27.857	1:01.727	84.91	0.290	11:09:05.109
4 -	33.905	28.032	1:01.937	84.62	0.500	11:10:07.046
5 -	33.684	28.014	1:01.698 (3)	84.95	0.261	11:11:08.744
6 -	33.873	28.037	1:01.910	84.66	0.473	11:12:10.654
7 -	33.668	27.769	1:01.437 (1)	85.31		11:13:12.091
8 -	33.800	27.973	1:01.773	84.85	0.336	11:14:13.864
9 -	33.580	28.076	1:01.656 (2)	85.01	0.219	11:15:15.520
10 -	34.068	28.085	1:02.153	84.33	0.716	11:16:17.673
11 -	33.800	27.985	1:01.785	84.83	0.348	11:17:19.458
12 -	34.064	28.172	1:02.236	84.22	0.799	11:18:21.694
13 -	33.827	28.229	1:02.056	84.46	0.619	11:19:23.750
14 -	34.369	28.278	1:02.647	83.66	1.210	11:20:26.397

P6 2 GP		J. HOLDEN / GORDON		ARS KAWASAKI -		
IDEAL LAP TIME : 1:01.379		BEST LAP TIME : 1:01.643		DIFFERENCE : 0.264		
LAP	SECTOR 1	SECTOR 2	LAP TIME	MPH	DIFF	TIME OF DAY
1 -		28.508	1:09.653	75.25	8.010	11:07:01.020
2 -	33.820	28.735	1:02.555	83.79	0.912	11:08:03.575
3 -	34.348	27.679	1:02.027	84.50	0.384	11:09:05.602
4 -	34.150	27.573	1:01.723 (3)	84.92	0.080	11:10:07.325
5 -	34.063	27.896	1:01.959	84.59	0.316	11:11:09.284
6 -	33.823	27.820	1:01.643 (1)	85.03		11:12:10.927
7 -	34.231	27.559	1:01.790	84.82	0.147	11:13:12.717
8 -	34.135	28.029	1:02.164	84.31	0.521	11:14:14.881
9 -	34.061	27.598	1:01.659 (2)	85.00	0.016	11:15:16.540
10 -	34.350	27.968	1:02.318	84.11	0.675	11:16:18.858
11 -	34.375	27.930	1:02.305	84.12	0.662	11:17:21.163
12 -	34.107	27.715	1:01.822	84.78	0.179	11:18:22.985
13 -	34.385	28.101	1:02.486	83.88	0.843	11:19:25.471
14 -	34.693	28.026	1:02.719	83.57	1.076	11:20:28.190

BMCRC - MRO Championships 2024 - Rnd 2 @ Pembrey

British Sidecar Championship

RACE 6 - SECTOR ANALYSIS



SECTOR 1 = FL to I1, SECTOR 2 = I1 to FL, DIFF = Difference To Personal Best Lap, P = Crossed Finish Line in Pit Lane, D = Time Disallowed

P7 5 GP BIGGS / SEGERS		LCR YAMAHA - Express Tyre Service/Santander Salt				
IDEAL LAP TIME : 1:01.270		BEST LAP TIME : 1:01.384		DIFFERENCE : 0.114		
LAP	SECTOR 1	SECTOR 2	LAP TIME	MPH	DIFF	TIME OF DAY
1 -		28.179	1:10.010	74.86	8.626	11:07:01.377
2 -	34.258	28.026	1:02.284	84.15	0.900	11:08:03.661
3 -	34.969	27.440	1:02.409	83.98	1.025	11:09:06.070
4 -	34.687	27.892	1:02.579	83.75	1.195	11:10:08.649
5 -	33.973	27.823	1:01.796	84.82	0.412	11:11:10.445
6 -	33.845	27.900	1:01.745	84.89	0.361	11:12:12.190
7 -	33.961	27.598	1:01.559 (3)	85.14	0.175	11:13:13.749
8 -	34.658	27.857	1:02.515	83.84	1.131	11:14:16.264
9 -	33.830	27.554	1:01.384 (1)	85.39		11:15:17.648
10 -	33.859	27.698	1:01.557 (2)	85.15	0.173	11:16:19.205
11 -	36.023	28.276	1:04.299	81.51	2.915	11:17:23.504
12 -	34.200	28.022	1:02.222	84.24	0.838	11:18:25.726
13 -	34.091	28.334	1:02.425	83.96	1.041	11:19:28.151
14 -	35.164	28.518	1:03.682	82.30	2.298	11:20:31.833

P8 27 CUP P. KIRBY / T. KIRBY		ARS Yamaha F600 - KRT				
IDEAL LAP TIME : 1:02.324		BEST LAP TIME : 1:02.489		DIFFERENCE : 0.165		
LAP	SECTOR 1	SECTOR 2	LAP TIME	MPH	DIFF	TIME OF DAY
1 -		27.910	1:08.474	76.54	5.985	11:06:59.841
2 -	34.522	28.546	1:03.068	83.11	0.579	11:08:02.909
3 -	35.928	27.860	1:03.788	82.17	1.299	11:09:06.697
4 -	34.464	28.025	1:02.489 (1)	83.88		11:10:09.186
5 -	34.638	28.150	1:02.788 (3)	83.48	0.299	11:11:11.974
6 -	34.569	28.184	1:02.753 (2)	83.52	0.264	11:12:14.727
7 -	35.282	28.283	1:03.565	82.46	1.076	11:13:18.292
8 -	35.198	28.296	1:03.494	82.55	1.005	11:14:21.786
9 -	35.333	28.499	1:03.832	82.11	1.343	11:15:25.618
10 -	35.619	28.565	1:04.184	81.66	1.695	11:16:29.802
11 -	36.457	28.826	1:05.283	80.29	2.794	11:17:35.085
12 -	36.011	28.752	1:04.763	80.93	2.274	11:18:39.848
13 -	35.952	29.258	1:05.210	80.38	2.721	11:19:45.058
14 -	36.702	29.826	1:06.528	78.78	4.039	11:20:51.586

P9 17 CUP CLARKE / ENSOR		LCR HONDA - Centurion .CYB fibreglass				
IDEAL LAP TIME : 1:03.048		BEST LAP TIME : 1:03.142		DIFFERENCE : 0.094		
LAP	SECTOR 1	SECTOR 2	LAP TIME	MPH	DIFF	TIME OF DAY
1 -		28.403	1:11.285	73.52	8.143	11:07:02.652
2 -	35.189	28.150	1:03.339 (2)	82.75	0.197	11:08:05.991
3 -	34.898	28.244	1:03.142 (1)	83.01		11:09:09.133
4 -	35.009	28.700	1:03.709 (3)	82.27	0.567	11:10:12.842
5 -	35.240	28.549	1:03.789	82.17	0.647	11:11:16.631
6 -	35.010	28.838	1:03.848	82.09	0.706	11:12:20.479
7 -	35.461	28.608	1:04.069	81.81	0.927	11:13:24.548
8 -	35.476	29.429	1:04.905	80.75	1.763	11:14:29.453
9 -	35.803	29.209	1:05.012	80.62	1.870	11:15:34.465
10 -	35.439	29.243	1:04.682	81.03	1.540	11:16:39.147
11 -	35.639	29.612	1:05.251	80.32	2.109	11:17:44.398
12 -	35.931	29.096	1:05.027	80.60	1.885	11:18:49.425
13 -	35.758	29.814	1:05.572	79.93	2.430	11:19:54.997
14 -	36.303	29.773	1:06.076	79.32	2.934	11:21:01.073

BMCRC - MRO Championships 2024 - Rnd 2 @ Pembrey

British Sidecar Championship

RACE 6 - SECTOR ANALYSIS



SECTOR 1 = FL to I1, SECTOR 2 = I1 to FL, DIFF = Difference To Personal Best Lap, P = Crossed Finish Line in Pit Lane, D = Time Disallowed

P10 26 CUP ATKINSON / SMITH			ARS YAMAHA - Mecsia			
IDEAL LAP TIME : 1:03.494		BEST LAP TIME : 1:03.669		DIFFERENCE : 0.175		
LAP	SECTOR 1	SECTOR 2	LAP TIME	MPH	DIFF	TIME OF DAY
1 -		29.256	1:13.321	71.48	9.652	11:07:04.688
2 -	35.281	28.783	1:04.064 (3)	81.81	0.395	11:08:08.752
3 -	35.846	28.853	1:04.699	81.01	1.030	11:09:13.451
4 -	35.472	28.965	1:04.437	81.34	0.768	11:10:17.888
5 -	35.502	29.611	1:05.113	80.50	1.444	11:11:23.001
6 -	35.774	29.167	1:04.941	80.71	1.272	11:12:27.942
7 -	35.697	29.189	1:04.886	80.78	1.217	11:13:32.828
8 -	35.483	28.611	1:04.094	81.77	0.425	11:14:36.922
9 -	34.883	28.786	1:03.669 (1)	82.32		11:15:40.591
10 -	35.052	28.941	1:03.993 (2)	81.90	0.324	11:16:44.584
11 -	35.134	29.057	1:04.191	81.65	0.522	11:17:48.775
12 -	35.427	28.929	1:04.356	81.44	0.687	11:18:53.131
13 -	35.778	29.165	1:04.943	80.71	1.274	11:19:58.074
14 -	35.712	29.114	1:04.826	80.85	1.157	11:21:02.900

P11 44 F2 A. FOUNDS / GIBBONS			LCR YAMAHA R6 - Team Founds Racing			
IDEAL LAP TIME : 1:03.983		BEST LAP TIME : 1:04.178		DIFFERENCE : 0.195		
LAP	SECTOR 1	SECTOR 2	LAP TIME	MPH	DIFF	TIME OF DAY
1 -		28.749	1:11.957	72.84	7.779	11:07:03.324
2 -	35.743	28.883	1:04.626 (3)	81.10	0.448	11:08:07.950
3 -	35.234	28.944	1:04.178 (1)	81.67		11:09:12.128
4 -	35.744	29.390	1:05.134	80.47	0.956	11:10:17.262
5 -	35.944	29.041	1:04.985	80.65	0.807	11:11:22.247
6 -	36.104	29.205	1:05.309	80.25	1.131	11:12:27.556
7 -	35.886	28.969	1:04.855	80.82	0.677	11:13:32.411
8 -	36.102	29.004	1:05.106	80.50	0.928	11:14:37.517
9 -	35.868	29.165	1:05.033	80.59	0.855	11:15:42.550
10 -	35.373	29.097	1:04.470 (2)	81.30	0.292	11:16:47.020
11 -	36.229	29.533	1:05.762	79.70	1.584	11:17:52.782
12 -	36.107	29.163	1:05.270	80.30	1.092	11:18:58.052
13 -	35.806	28.934	1:04.740	80.96	0.562	11:20:02.792
14 -	36.476	29.316	1:05.792	79.66	1.614	11:21:08.584

P12 76 F2 PEARSON / RESTALL			LCR SUZUKI GSXR - Direct Commercials/ABS Racing			
IDEAL LAP TIME : 1:05.661		BEST LAP TIME : 1:05.661		DIFFERENCE : 0.000		
LAP	SECTOR 1	SECTOR 2	LAP TIME	MPH	DIFF	TIME OF DAY
1 -		29.948	1:15.349	69.56	9.688	11:07:06.716
2 -	36.783	29.468	1:06.251 (3)	79.11	0.590	11:08:12.967
3 -	37.120	29.543	1:06.663	78.62	1.002	11:09:19.630
4 -	36.711	29.424	1:06.135 (2)	79.25	0.474	11:10:25.765
5 -	36.251	29.410	1:05.661 (1)	79.82		11:11:31.426
6 -	37.281	29.510	1:06.791	78.47	1.130	11:12:38.217
7 -	37.525	29.908	1:07.433	77.73	1.772	11:13:45.650
8 -	36.825	29.441	1:06.266	79.09	0.605	11:14:51.916
9 -	36.870	29.613	1:06.483	78.84	0.822	11:15:58.399
10 -	37.191	29.593	1:06.784	78.48	1.123	11:17:05.183
11 -	37.783	29.503	1:07.286	77.90	1.625	11:18:12.469
12 -	37.175	29.697	1:06.872	78.38	1.211	11:19:19.341
13 -	37.607	29.992	1:07.599	77.53	1.938	11:20:26.940

P13 38 CUP MOSS / HOPE			LCR R6 - LifeSafety Motorsport - CharlieMossRacing			
IDEAL LAP TIME : 1:05.045		BEST LAP TIME : 1:05.275		DIFFERENCE : 0.230		
LAP	SECTOR 1	SECTOR 2	LAP TIME	MPH	DIFF	TIME OF DAY
1 -		28.867	1:13.899	70.92	8.624	11:07:05.266
2 -	36.383	28.892	1:05.275 (1)	80.30		11:08:10.541
3 -	36.427	29.358	1:05.785 (3)	79.67	0.510	11:09:16.326
4 -	36.178	29.165	1:05.343 (2)	80.21	0.068	11:10:21.669
5 -	36.462	31.037	1:07.499	77.65	2.224	11:11:29.168

BMCRC - MRO Championships 2024 - Rnd 2 @ Pembrey

British Sidecar Championship

RACE 6 - SECTOR ANALYSIS



SECTOR 1 = FL to I1, SECTOR 2 = I1 to FL, DIFF = Difference To Personal Best Lap, P = Crossed Finish Line in Pit Lane, D = Time Disallowed

P14	88 CUP	NICOL / CONIL	LCR F1 -			
IDEAL LAP TIME : 1:04.356		BEST LAP TIME : 1:04.822		DIFFERENCE : 0.466		
LAP	SECTOR 1	SECTOR 2	LAP TIME	MPH	DIFF	TIME OF DAY
1 -		28.561	1:12.172	72.62	7.350	11:07:03.539
2 -	35.795	29.027	1:04.822 (1)	80.86		11:08:08.361
P15	89 CUP	C. HAUXWELL / K. HAUXWELL	Adolf RS1 - Haz Beenz CKJ Racing			
IDEAL LAP TIME : 1:08.834		BEST LAP TIME : 1:09.928		DIFFERENCE : 1.094		
LAP	SECTOR 1	SECTOR 2	LAP TIME	MPH	DIFF	TIME OF DAY
1 -		30.445	1:15.115	69.78	5.187	11:07:06.482
2 -	38.389	31.539	1:09.928 (1)	74.95		11:08:16.410
P16	3 F2	R. CROWE / C. CROWE	LCR YAMAHA - Northern Fuels			
IDEAL LAP TIME : 1:02.378		BEST LAP TIME :		DIFFERENCE :		
LAP	SECTOR 1	SECTOR 2	LAP TIME	MPH	DIFF	TIME OF DAY
1 -		27.700	1:06.912	78.33		11:06:58.279

BMCRC - MRO Championships 2024 - Rnd 2 @ Pembrey

British Sidecar Championship

RACE 6 - BEST SECTORS

SECTOR 1			SECTOR 2			IDEAL / BEST COMPARISON						
POS	NO	NAME	TIME	NO	NAME	TIME	POS	NO	NAME	IDEAL	BEST	DIFF
									PERFECT LAP	1:00.067		
1	91	WILLIAMS / PITT	32.971	91	WILLIAMS / PITT	27.096	1	91	WILLIAMS / PITT	1:00.067	1:00.125	0.058
2	95	BLACKSTOCK / ROSNEY	33.008	95	BLACKSTOCK / ROSNEY	27.097	2	95	BLACKSTOCK / ROSNEY	1:00.105	1:00.163	0.058
3	84	S. LAIDLLOW / J. LAIDLLOW	33.192	84	S. LAIDLLOW / J. LAIDLLOW	27.119	3	84	S. LAIDLLOW / J. LAIDLLOW	1:00.311	1:00.311	0.000
4	93	G. HOLDEN / LAWRENCE	33.212	93	G. HOLDEN / LAWRENCE	27.329	4	93	G. HOLDEN / LAWRENCE	1:00.541	1:00.541	0.000
5	100	R. STEVENS / W. STEVENS	33.580	5	BIGGS / SEGERS	27.440	5	5	BIGGS / SEGERS	1:01.270	1:01.384	0.114
6	2	J. HOLDEN / GORDON	33.820	2	J. HOLDEN / GORDON	27.559	6	100	R. STEVENS / W. STEVENS	1:01.349	1:01.437	0.088
7	5	BIGGS / SEGERS	33.830	3	R. CROWE / C. CROWE	27.700	7	2	J. HOLDEN / GORDON	1:01.379	1:01.643	0.264
8	27	P. KIRBY / T. KIRBY	34.464	100	R. STEVENS / W. STEVENS	27.769	8	27	P. KIRBY / T. KIRBY	1:02.324	1:02.489	0.165
9	3	R. CROWE / C. CROWE	34.678	27	P. KIRBY / T. KIRBY	27.860	9	3	R. CROWE / C. CROWE	1:02.378		
10	26	ATKINSON / SMITH	34.883	17	CLARKE / ENSOR	28.150	10	17	CLARKE / ENSOR	1:03.048	1:03.142	0.094
11	17	CLARKE / ENSOR	34.898	88	NICOL / CONIL	28.561	11	26	ATKINSON / SMITH	1:03.494	1:03.669	0.175
12	44	A. FOUNDS / GIBBONS	35.234	26	ATKINSON / SMITH	28.611	12	44	A. FOUNDS / GIBBONS	1:03.983	1:04.178	0.195
13	88	NICOL / CONIL	35.795	44	A. FOUNDS / GIBBONS	28.749	13	88	NICOL / CONIL	1:04.356	1:04.822	0.466
14	38	MOSS / HOPE	36.178	38	MOSS / HOPE	28.867	14	38	MOSS / HOPE	1:05.045	1:05.275	0.230
15	76	PEARSON / RESTALL	36.251	76	PEARSON / RESTALL	29.410	15	76	PEARSON / RESTALL	1:05.661	1:05.661	0.000
16	89	C. HAUXWELL / K. HAUXWELL	38.389	89	C. HAUXWELL / K. HAUXWELL	30.445	16	89	C. HAUXWELL / K. HAUXWELL	1:08.834	1:09.928	1.094

2024 British Sidecar Championship
GP RIDERS CHAMPIONSHIP CLASSIFICATION



		TOTAL	GAP	DIFF															Wins	Seconds	Thirds
					1 13th / 14th April Pembrey	2	3	4 17th - 19th May	5 Donington Park GP	6 14th - 16th June Knockhill	7	8 5th - 7th July	9 Snetterton 300	10	11 3rd / 4th August Cadwell Park	12	13 11th - 13th October	14 Brands Hatch GP			
1	BLACKSTOCK / ROSNEY	50			25	25												2	0	0	
2	G. HOLDEN / LAWRENCE	42	8		22	20												0	1	1	
3	WILLIAMS / PITT	38	12	4	16	22												0	1	0	
4	BIGGS / SEGERS	36	14	2	20	16												0	0	1	
5	J. HOLDEN / GORDON	36	6	0	18	18												0	0	0	
6																		0	0	0	
7																		0	0	0	
8																		0	0	0	
9																		0	0	0	
10																		0	0	0	

2024 British Sidecar Championship
CUP RIDERS CHAMPIONSHIP CLASSIFICATION



		TOTAL	GAP	DIFF	13th / 14th April Pembrey			17th - 19th May	Donington Park GP	14th - 16th June	Knockhill	5th - 7th July	Snetterton 300	10	3rd / 4th August	Cadwell Park	12	11th - 13th October	Brands Hatch GP	14	Wins	Seconds	Thirds	
					1	2	3	4	5	6	7	8	9	10	11	12	13	14	15	16	17	18	19	20
1	S. LAIDLLOW / J. LAIDLLOW	50			25	25																2	0	0
2	P. KIRBY / T. KIRBY	42	8		22	20																0	1	1
3	R. STEVENS / W. STEVENS	42	8	0	20	22																0	1	1
4	CLARKE / ENSOR	36	14	6	18	18																0	0	0
5	ATKINSON / SMITH	28	14	8	12	16																0	0	0
6	NICOL / CONIL	16	26	12	16																	0	0	0
7	PEACH / EDWARDS	14	28	2	14																	0	0	0
8	MOSS / HOPE	10	32	4	10																	0	0	0
9	C. HAUXWELL / K. HAUXWELL	0	42	10																		0	0	0
10																						0	0	0

2024 British Sidecar Championship
F2 RIDERS CHAMPIONSHIP CLASSIFICATION



		TOTAL	GAP	DIFF															Wins	Seconds	Thirds
					1	2	3	4	5	6	7	8	9	10	11	12	13	14			
					13th / 14th April Pembrey			17th - 19th May Donington Park GP		14th - 16th June Knockhill		5th - 7th July Snetterton 300		3rd / 4th August Cadwell Park		11th - 13th October Brands Hatch GP					
1	A. FOUNDS / GIBBONS	47			22	25											1	1	0		
2	PEARSON / RESTALL	42	5		20	22											0	1	1		
3	R. CROWE / C. CROWE	25	22	17	25												1	0	0		
4																	0	0	0		
5																	0	0	0		
6																	0	0	0		
7																	0	0	0		
8																	0	0	0		
9																	0	0	0		
10																	0	0	0		

BMCRC - MRO Championships 2024 - Rnd 2 @ Pembrey

British Sidecar Championship

RACE 6 - STATISTICS

Competitors Started 16
Planned Start 2024-04-14 @ 11:20:00.000
Actual Start 2024-04-14 @ 11:05:51.366
Finish Time 2024-04-14 @ 11:20:04.193
Track Length 1.4560mi.
Total Laps 177
Total Distance Covered 257.7120mi.

Session Fastest Lap History

NO	CL	NAME	LAP TIME	TIME OF DAY	LAP	VEHICLE
95	GP	BLACKSTOCK / ROSNEY	1:00.676	11:07:56.663	2	LCR YAMAHA 600
95	GP	BLACKSTOCK / ROSNEY	1:00.313	11:08:56.976	3	LCR YAMAHA 600
84	CUP	S. LAIDLAW / J. LAIDLAW	1:00.311	11:08:58.734	3	LCR F600
91	GP	WILLIAMS / PITT	1:00.125	11:08:59.847	3	F600 LCR - YAMAHA

Session Leader History

NO	CL	NAME	FROM LAP	LAPS LED	DISTANCE	VEHICLE
95	GP	BLACKSTOCK / ROSNEY	1	14	20.38 miles	LCR YAMAHA 600

Flag History

TYPE	TIME OF DAY
GREEN	11:05:51.366
FINISH	11:20:04.193

Flag Statistics

TYPE	COUNT	TOTAL LAPS	TOTAL TIME
Green	1	14	15:20.225
Red	0	0	0.000
Safety Car	0	0	0.000
FCY	0	0	0.000

BMCRC - MRO Championships 2024 - Rnd 2 @ Pembrey

British Sidecar Championship

RACE 6 - STATISTICS

CLASS : GP

5 Starters

Fastest Lap History

NO	NAME	LAP TIME	TIME OF DAY	LAP	VEHICLE
95	BLACKSTOCK / ROSNEY	1:00.676	11:07:56.663	2	LCR YAMAHA 600
95	BLACKSTOCK / ROSNEY	1:00.313	11:08:56.976	3	LCR YAMAHA 600
91	WILLIAMS / PITT	1:00.125	11:08:59.847	3	F600 LCR - YAMAHA

Leader History

NO	NAME	FROM LAP	LAPS LED	DISTANCE	VEHICLE
95	BLACKSTOCK / ROSNEY	1	14	20.38 miles	LCR YAMAHA 600

BMCRC - MRO Championships 2024 - Rnd 2 @ Pembrey

British Sidecar Championship

RACE 6 - STATISTICS

CLASS : CUP

8 Starters

Fastest Lap History

NO	NAME	LAP TIME	TIME OF DAY	LAP	VEHICLE
84	S. LAIDLLOW / J. LAIDLLOW	1:02.018	11:07:58.423	2	LCR F600
84	S. LAIDLLOW / J. LAIDLLOW	1:00.311	11:08:58.734	3	LCR F600

Leader History

NO	NAME	FROM LAP	LAPS LED	DISTANCE	VEHICLE
84	S. LAIDLLOW / J. LAIDLLOW	1	14	20.38 miles	LCR F600

BMCRC - MRO Championships 2024 - Rnd 2 @ Pembrey

British Sidecar Championship

RACE 6 - STATISTICS

CLASS : F2

3 Starters

Fastest Lap History

NO	NAME	LAP TIME	TIME OF DAY	LAP	VEHICLE
44	A. FOUNDS / GIBBONS	1:04.626	11:08:07.967	2	LCR YAMAHA R6
44	A. FOUNDS / GIBBONS	1:04.178	11:09:12.146	3	LCR YAMAHA R6

Leader History

NO	NAME	FROM LAP	LAPS LED	DISTANCE	VEHICLE
3	R. CROWE / C. CROWE	1	1	1.45 miles	LCR YAMAHA
44	A. FOUNDS / GIBBONS	2	13	18.92 miles	LCR YAMAHA R6

BMCRC - MRO Championships 2024 - Rnd 2 @ Pembrey

British Sidecar Championship

RACE 16 - GRID (14 Laps)

ROW 8	16	1:09.928	89 C. HAUXWELL / K. HAUXWELL	15	1:05.661	76 PEARSON / RESTALL		
ROW 7			14	1:05.275	38 MOSS / HOPE	13	1:04.822	88 NICOL / CONIL
ROW 6	12	1:04.178	44 A. FOUNDS / GIBBONS	11		3 R. CROWE / C. CROWE		
ROW 5			10	1:03.669	26 ATKINSON / SMITH	9	1:03.142	17 CLARKE / ENSOR
ROW 4	8	1:02.489	27 P. KIRBY / T. KIRBY	7	1:01.643	2 J. HOLDEN / GORDON		
ROW 3			6	1:01.437	100 R. STEVENS / W. STEVENS	5	1:01.384	5 BIGGS / SEGERS
ROW 2	4	1:00.541	93 G. HOLDEN / LAWRENCE	3	1:00.311	84 S. LAIDLOW / J. LAIDLOW		
ROW 1			2	1:00.163	95 BLACKSTOCK / ROSNEY	1	1:00.125	91 WILLIAMS / PITT
Pole								

These results are provisional until the conclusion of any judicial and technical matters.

Pembrey National: 1.4560 miles

Clerk Of Course:	Stewards:	Timekeeper:	<i>Craig Smith</i>	
------------------	-----------	-------------	--------------------	---

Results can be found at www.tsl-timing.com

Printed - 11:24 Sunday, 14 April 2024



BMCRC - MRO Championships 2024 - Rnd 2 @ Pembrey



British Sidecar Championship

RACE 16 - CLASSIFICATION

Race Distance: 14 Laps / 20.38 miles

POS	NO	CL	PIC	NAME	ENTRY	LAPS	TIME	GAP	DIFF	MPH	BEST	ON	GRD	↑↓
1	84	CUP	1	S. LAIDLLOW / J. LAIDLLOW	LCR F600 - Marin motorsport	14	14:34.001			83.96	1:01.463	4	3	2
2	27	CUP	2	P. KIRBY / T. KIRBY	ARS Yamaha F600 - KRT	14	14:42.373	8.372	8.372	83.16	1:01.996	6	8	6
3	5	GP	1	BIGGS / SEGERS	LCR YAMAHA - Express Tyre Service/Santander Salt	14	14:45.227	11.226	2.854	82.89	1:02.280	7	5	2
4	100	CUP	3	R. STEVENS / W. STEVENS	Ryde F1 - WPS Racing	14	14:45.881	11.880	0.654	82.83	1:01.942	4	6	2
5	17	CUP	4	CLARKE / ENSOR	LCR HONDA - Centurion .CYB fibreglass	14	14:46.716	12.715	0.835	82.75	1:02.127	7	9	4
6	91	GP	2	WILLIAMS / PITT	F600 LCR - YAMAHA -	14	14:47.776	13.775	1.060	82.65	1:01.189	7	1	-5
7	93	GP	3	G. HOLDEN / LAWRENCE	LCR KAWASAKI 600 - Holden racing	14	14:48.403	14.402	0.627	82.60	1:02.029	8	4	-3
8	3	F2	1	R. CROWE / C. CROWE	LCR YAMAHA - Northern Fuels	14	14:51.040	17.039	2.637	82.35	1:02.448	6	11	3
9	2	GP	4	J. HOLDEN / GORDON	ARS KAWASAKI -	14	15:01.747	27.746	10.707	81.37	1:02.555	3	7	-2
10	26	CUP	5	ATKINSON / SMITH	ARS YAMAHA - Mecsia	14	15:23.996	49.995	22.249	79.41	1:04.776	3	10	0

NOT CLASSIFIED

DNF	44	F2		A. FOUNDS / GIBBONS	LCR YAMAHA R6 - Team Founds Racing	3	3:21.347	11 Laps	11 Laps	78.09	1:04.699	3	12	
DNF	76	F2		PEARSON / RESTALL	LCR SUZUKI GSXR - Direct Commercials/ABS Racing	2	2:23.654	12 Laps	1 Lap	72.97	1:08.583	2	15	

FASTEST LAP

91	GP	WILLIAMS / PITT	F600 LCR - YAMAHA -	7	1:01.189	85.66 mph	137.86 kph
84	CUP	S. LAIDLLOW / J. LAIDLLOW	LCR F600 - Marin motorsport	4	1:01.463	85.28 mph	137.24 kph
3	F2	R. CROWE / C. CROWE	LCR YAMAHA - Northern Fuels	6	1:02.448	83.93 mph	135.08 kph

Comments:

Class CUP - 92.5% of Race Speed = 77.66 mph

Class GP - 92.5% of Race Speed = 76.67 mph

Class F2 - 92.5% of Race Speed = 76.17 mph

Weather / Track : Cloudy / Dry

These results are provisional until the conclusion of any judicial and technical matters.

Date: 14/04/2024 Start: 15:26 Finish: 15:41

Pembrey National: 1.4560 miles

Clerk Of Course:	Stewards:	Timekeeper:	<i>Craig Smith</i>	
------------------	-----------	-------------	--------------------	--

Results can be found at www.tsl-timing.com

Printed - 15:43 Sunday, 14 April 2024



BMCRC - MRO Championships 2024 - Rnd 2 @ Pembrey

British Sidecar Championship

RACE 16 - LAP CHART

LAP 1 @ 15:27:39.608

NO	BEHIND	LAP TIME
84		1:06.453
91	0.467	1:06.920
5	1.335	1:07.788
17	2.003	1:08.456
100	2.411	1:08.864
27	2.594	1:09.047
3	2.964	1:09.417
93	3.328	1:09.781
2	3.700	1:10.153
44	5.146	1:11.599
26	5.912	1:12.365
76	8.618	1:15.071

LAP 2 @ 15:28:41.408

NO	BEHIND	LAP TIME
84		1:01.800
91	0.407	1:01.740
5	2.082	1:02.547
17	3.031	1:02.828
100	3.213	1:02.602
27	3.415	1:02.621
3	3.642	1:02.478
93	4.856	1:03.328
44	8.395	1:05.049
26	8.980	1:04.868
2	15.088	1:13.188
76	15.401	1:08.583

LAP 3 @ 15:29:42.927

NO	BEHIND	LAP TIME
84		1:01.519
91	0.425	1:01.537
5	2.844	1:02.281
100	3.663	1:01.969
27	5.145	1:03.249
17	5.647	1:04.135
3	5.916	1:03.793
93	6.221	1:02.884
44	11.575	1:04.699
26	12.237	1:04.776
2	16.124	1:02.555

LAP 4 @ 15:30:44.390

NO	BEHIND	LAP TIME
84		1:01.463
91	0.431	1:01.469
5	3.706	1:02.325
100	4.142	1:01.942
27	5.791	1:02.109
17	6.837	1:02.653
3	7.276	1:02.823
93	7.628	1:02.870
26	16.457	1:05.683
2	17.610	1:02.949

LAP 5 @ 15:31:45.990

NO	BEHIND	LAP TIME
84		1:01.600
5	5.143	1:03.037
100	5.515	1:02.973

27	7.095	1:02.904
17	7.994	1:02.757
93	8.497	1:02.469
3	8.757	1:03.081
91	14.940	1:16.109
2	19.223	1:03.213
26	20.317	1:05.460

LAP 6 @ 15:32:47.570

NO	BEHIND	LAP TIME
84		1:01.580
5	6.288	1:02.725
100	6.907	1:02.972
27	7.511	1:01.996
17	8.584	1:02.170
93	9.237	1:02.320
3	9.625	1:02.448
91	14.569	1:01.209
2	20.346	1:02.703
26	23.725	1:04.988

LAP 7 @ 15:33:49.421

NO	BEHIND	LAP TIME
84		1:01.851
5	6.717	1:02.280
100	7.554	1:02.498
27	7.868	1:02.208
17	8.860	1:02.127
93	9.878	1:02.492
3	10.339	1:02.565
91	13.907	1:01.189
2	21.175	1:02.680
26	26.937	1:05.063

LAP 8 @ 15:34:51.599

NO	BEHIND	LAP TIME
84		1:02.178
5	7.280	1:02.741
100	8.079	1:02.703
27	8.290	1:02.600
17	9.331	1:02.649
93	9.729	1:02.029
3	10.977	1:02.816
91	13.197	1:01.468
2	21.743	1:02.746
26	29.777	1:05.018

LAP 9 @ 15:35:53.741

NO	BEHIND	LAP TIME
84		1:02.142
5	8.116	1:02.978
27	9.129	1:02.981
100	9.664	1:03.727
17	9.932	1:02.743
93	10.447	1:02.860
3	11.426	1:02.591
91	12.815	1:01.760
2	22.855	1:03.254
26	33.587	1:05.952

LAP 10 @ 15:36:56.066

NO	BEHIND	LAP TIME
84		1:02.325
5	8.710	1:02.919
27	9.204	1:02.400
100	10.348	1:03.009
17	11.064	1:03.457
93	11.714	1:03.592
91	12.599	1:02.109
3	13.431	1:04.330
2	23.505	1:02.975
26	36.716	1:05.454

LAP 11 @ 15:37:58.928

NO	BEHIND	LAP TIME
84		1:02.862
5	8.846	1:02.998
27	9.110	1:02.768
100	10.744	1:03.258
17	11.320	1:03.118
91	11.807	1:02.070
93	12.491	1:03.639
3	14.101	1:03.532
2	24.342	1:03.699
26	39.441	1:05.587

LAP 12 @ 15:39:01.380

NO	BEHIND	LAP TIME
84		1:02.452
27	9.531	1:02.873
5	10.028	1:03.634
100	11.491	1:03.199
91	11.733	1:02.378
17	12.549	1:03.681
93	13.409	1:03.370
3	15.835	1:04.186
2	25.178	1:03.288
26	43.334	1:06.345

LAP 13 @ 15:40:03.952

NO	BEHIND	LAP TIME
84		1:02.572
27	9.348	1:02.389
5	11.083	1:03.627
100	12.086	1:03.167
17	13.371	1:03.394
93	14.073	1:03.236
91	14.314	1:05.153
3	16.758	1:03.495
2	26.517	1:03.911
26	46.727	1:05.965

LAP 14 @ 15:41:07.156

NO	BEHIND	LAP TIME
84		1:03.204
27	8.372	1:02.228
5	11.226	1:03.347
100	11.880	1:02.998
17	12.715	1:02.548
91	13.775	1:02.665
93	14.402	1:03.533
3	17.039	1:03.485

2	27.746	1:04.433
26	49.995	1:06.472

BMCRC - MRO Championships 2024 - Rnd 2 @ Pembrey

British Sidecar Championship

RACE 16 - POSITION CHART

No	Name	Lap														
		Pos	1	2	3	4	5	6	7	8	9	10	11	12	13	14
91	WILLIAMS / PITT	1	84	84	84	84	84	84	84	84	84	84	84	84	84	84
84	S. LAIDLAW / J. LAIDLAW	2	91	91	91	91	5	5	5	5	5	5	5	27	27	27
93	G. HOLDEN / LAWRENCE	3	5	5	5	5	100	100	100	100	27	27	27	5	5	5
5	BIGGS / SEGERS	4	17	17	100	100	27	27	27	27	100	100	100	100	100	100
100	R. STEVENS / W. STEVENS	5	100	100	27	27	17	17	17	17	17	17	17	91	17	17
2	J. HOLDEN / GORDON	6	27	27	17	17	93	93	93	93	93	93	91	17	93	91
27	P. KIRBY / T. KIRBY	7	3	3	3	3	3	3	3	3	3	91	93	93	91	93
17	CLARKE / ENSOR	8	93	93	93	93	91	91	91	91	91	3	3	3	3	3
26	ATKINSON / SMITH	9	2	44	44	26	2	2	2	2	2	2	2	2	2	2
3	R. CROWE / C. CROWE	10	44	26	26	2	26	26	26	26	26	26	26	26	26	26
44	A. FOUNDS / GIBBONS	11	26	2	2											
76	PEARSON / RESTALL	12	76	76												

BMCRC - MRO Championships 2024 - Rnd 2 @ Pembrey

British Sidecar Championship

RACE 16 - SECTOR ANALYSIS



SECTOR 1 = FL to I1, SECTOR 2 = I1 to FL, DIFF = Difference To Personal Best Lap, P = Crossed Finish Line in Pit Lane, D = Time Disallowed

P1 84 CUP		S. LAIDLAW / J. LAIDLAW		LCR F600 - Marin motorsport		
IDEAL LAP TIME : 1:01.435		BEST LAP TIME : 1:01.463		DIFFERENCE : 0.028		
LAP	SECTOR 1	SECTOR 2	LAP TIME	MPH	DIFF	TIME OF DAY
1 -		28.048	1:06.453	78.87	4.990	15:27:39.608
2 -	34.074	27.726	1:01.800	84.81	0.337	15:28:41.408
3 -	33.797	27.722	1:01.519 (2)	85.20	0.056	15:29:42.927
4 -	33.821	27.642	1:01.463 (1)	85.28		15:30:44.390
5 -	33.962	27.638	1:01.600	85.09	0.137	15:31:45.990
6 -	33.844	27.736	1:01.580 (3)	85.11	0.117	15:32:47.570
7 -	33.892	27.959	1:01.851	84.74	0.388	15:33:49.421
8 -	34.145	28.033	1:02.178	84.29	0.715	15:34:51.599
9 -	34.078	28.064	1:02.142	84.34	0.679	15:35:53.741
10 -	34.183	28.142	1:02.325	84.10	0.862	15:36:56.066
11 -	34.585	28.277	1:02.862	83.38	1.399	15:37:58.928
12 -	34.243	28.209	1:02.452	83.93	0.989	15:39:01.380
13 -	34.474	28.098	1:02.572	83.76	1.109	15:40:03.952
14 -	34.597	28.607	1:03.204	82.93	1.741	15:41:07.156

P2 27 CUP		P. KIRBY / T. KIRBY		ARS Yamaha F600 - KRT		
IDEAL LAP TIME : 1:01.825		BEST LAP TIME : 1:01.996		DIFFERENCE : 0.171		
LAP	SECTOR 1	SECTOR 2	LAP TIME	MPH	DIFF	TIME OF DAY
1 -		28.214	1:09.047	75.91	7.051	15:27:42.202
2 -	34.691	27.930	1:02.621	83.70	0.625	15:28:44.823
3 -	35.197	28.052	1:03.249	82.87	1.253	15:29:48.072
4 -	34.095	28.014	1:02.109 (2)	84.39	0.113	15:30:50.181
5 -	34.905	27.999	1:02.904	83.32	0.908	15:31:53.085
6 -	34.266	27.730	1:01.996 (1)	84.54		15:32:55.081
7 -	34.465	27.743	1:02.208 (3)	84.25	0.212	15:33:57.289
8 -	34.625	27.975	1:02.600	83.73	0.604	15:34:59.889
9 -	34.761	28.220	1:02.981	83.22	0.985	15:36:02.870
10 -	34.287	28.113	1:02.400	84.00	0.404	15:37:05.270
11 -	34.147	28.621	1:02.768	83.50	0.772	15:38:08.038
12 -	34.569	28.304	1:02.873	83.36	0.877	15:39:10.911
13 -	34.290	28.099	1:02.389	84.01	0.393	15:40:13.300
14 -	34.399	27.829	1:02.228	84.23	0.232	15:41:15.528

P3 5 GP		BIGGS / SEGERS		LCR YAMAHA - Express Tyre Service/Santander Salt		
IDEAL LAP TIME : 1:02.014		BEST LAP TIME : 1:02.280		DIFFERENCE : 0.266		
LAP	SECTOR 1	SECTOR 2	LAP TIME	MPH	DIFF	TIME OF DAY
1 -		28.174	1:07.788	77.32	5.508	15:27:40.943
2 -	34.447	28.100	1:02.547	83.80	0.267	15:28:43.490
3 -	34.478	27.803	1:02.281 (2)	84.16	0.001	15:29:45.771
4 -	34.227	28.098	1:02.325 (3)	84.10	0.045	15:30:48.096
5 -	34.794	28.243	1:03.037	83.15	0.757	15:31:51.133
6 -	34.497	28.228	1:02.725	83.56	0.445	15:32:53.858
7 -	34.211	28.069	1:02.280 (1)	84.16		15:33:56.138
8 -	34.551	28.190	1:02.741	83.54	0.461	15:34:58.879
9 -	34.574	28.404	1:02.978	83.22	0.698	15:36:01.857
10 -	34.550	28.369	1:02.919	83.30	0.639	15:37:04.776
11 -	34.396	28.602	1:02.998	83.20	0.718	15:38:07.774
12 -	35.383	28.251	1:03.634	82.37	1.354	15:39:11.408
13 -	35.000	28.627	1:03.627	82.38	1.347	15:40:15.035
14 -	34.890	28.457	1:03.347	82.74	1.067	15:41:18.382

BMCRC - MRO Championships 2024 - Rnd 2 @ Pembrey

British Sidecar Championship

RACE 16 - SECTOR ANALYSIS



SECTOR 1 = FL to I1, SECTOR 2 = I1 to FL, DIFF = Difference To Personal Best Lap, P = Crossed Finish Line in Pit Lane, D = Time Disallowed

P4 100 CUP		R. STEVENS / W. STEVENS		Ryde F1 - WPS Racing		
IDEAL LAP TIME : 1:01.747		BEST LAP TIME : 1:01.942		DIFFERENCE : 0.195		
LAP	SECTOR 1	SECTOR 2	LAP TIME	MPH	DIFF	TIME OF DAY
1 -		28.257	1:08.864	76.11	6.922	15:27:42.019
2 -	34.638	27.964	1:02.602	83.72	0.660	15:28:44.621
3 -	34.031	27.938	1:01.969 (2)	84.58	0.027	15:29:46.590
4 -	33.809	28.133	1:01.942 (1)	84.62		15:30:48.532
5 -	34.686	28.287	1:02.973	83.23	1.031	15:31:51.505
6 -	34.682	28.290	1:02.972	83.23	1.030	15:32:54.477
7 -	34.256	28.242	1:02.498 (3)	83.86	0.556	15:33:56.975
8 -	34.493	28.210	1:02.703	83.59	0.761	15:34:59.678
9 -	35.292	28.435	1:03.727	82.25	1.785	15:36:03.405
10 -	34.705	28.304	1:03.009	83.18	1.067	15:37:06.414
11 -	34.656	28.602	1:03.258	82.86	1.316	15:38:09.672
12 -	34.753	28.446	1:03.199	82.93	1.257	15:39:12.871
13 -	34.530	28.637	1:03.167	82.98	1.225	15:40:16.038
14 -	34.671	28.327	1:02.998	83.20	1.056	15:41:19.036

P5 17 CUP		CLARKE / ENSOR		LCR HONDA - Centurion .CYB fibreglass		
IDEAL LAP TIME : 1:02.020		BEST LAP TIME : 1:02.127		DIFFERENCE : 0.107		
LAP	SECTOR 1	SECTOR 2	LAP TIME	MPH	DIFF	TIME OF DAY
1 -		28.100	1:08.456	76.56	6.329	15:27:41.611
2 -	34.732	28.096	1:02.828	83.42	0.701	15:28:44.439
3 -	35.768	28.367	1:04.135	81.72	2.008	15:29:48.574
4 -	35.014	27.639	1:02.653	83.66	0.526	15:30:51.227
5 -	34.930	27.827	1:02.757	83.52	0.630	15:31:53.984
6 -	34.514	27.656	1:02.170 (2)	84.31	0.043	15:32:56.154
7 -	34.439	27.688	1:02.127 (1)	84.36		15:33:58.281
8 -	34.785	27.864	1:02.649	83.66	0.522	15:35:00.930
9 -	34.750	27.993	1:02.743	83.54	0.616	15:36:03.673
10 -	35.516	27.941	1:03.457	82.60	1.330	15:37:07.130
11 -	35.098	28.020	1:03.118	83.04	0.991	15:38:10.248
12 -	35.073	28.608	1:03.681	82.31	1.554	15:39:13.929
13 -	35.303	28.091	1:03.394	82.68	1.267	15:40:17.323
14 -	34.381	28.167	1:02.548 (3)	83.80	0.421	15:41:19.871

P6 91 GP		WILLIAMS / PITT		F600 LCR - YAMAHA -		
IDEAL LAP TIME : 1:00.948		BEST LAP TIME : 1:01.189		DIFFERENCE : 0.241		
LAP	SECTOR 1	SECTOR 2	LAP TIME	MPH	DIFF	TIME OF DAY
1 -		29.404	1:06.920	78.32	5.731	15:27:40.075
2 -	33.922	27.818	1:01.740	84.89	0.551	15:28:41.815
3 -	33.600	27.937	1:01.537	85.17	0.348	15:29:43.352
4 -	33.746	27.723	1:01.469	85.27	0.280	15:30:44.821
5 -	48.252	27.857	1:16.109	68.86	14.920	15:32:00.930
6 -	33.529	27.680	1:01.209 (2)	85.63	0.020	15:33:02.139
7 -	33.268	27.921	1:01.189 (1)	85.66		15:34:03.328
8 -	33.562	27.906	1:01.468 (3)	85.27	0.279	15:35:04.796
9 -	33.846	27.914	1:01.760	84.87	0.571	15:36:06.556
10 -	33.998	28.111	1:02.109	84.39	0.920	15:37:08.665
11 -	34.007	28.063	1:02.070	84.44	0.881	15:38:10.735
12 -	34.119	28.259	1:02.378	84.02	1.189	15:39:13.113
13 -	37.026	28.127	1:05.153	80.45	3.964	15:40:18.266
14 -	34.297	28.368	1:02.665	83.64	1.476	15:41:20.931

BMCRC - MRO Championships 2024 - Rnd 2 @ Pembrey

British Sidecar Championship

RACE 16 - SECTOR ANALYSIS



SECTOR 1 = FL to I1, SECTOR 2 = I1 to FL, DIFF = Difference To Personal Best Lap, P = Crossed Finish Line in Pit Lane, D = Time Disallowed

P7 93 GP		G. HOLDEN / LAWRENCE		LCR KAWASAKI 600 - Holden racing			
IDEAL LAP TIME : 1:02.002		BEST LAP TIME : 1:02.029		DIFFERENCE : 0.027			
LAP	SECTOR 1	SECTOR 2	LAP TIME	MPH	DIFF	TIME OF DAY	
1 -		28.441	1:09.781	75.11	7.752	15:27:42.936	
2 -	34.975	28.353	1:03.328	82.76	1.299	15:28:46.264	
3 -	34.314	28.570	1:02.884	83.35	0.855	15:29:49.148	
4 -	34.996	27.874	1:02.870	83.37	0.841	15:30:52.018	
5 -	34.460	28.009	1:02.469 (3)	83.90	0.440	15:31:54.487	
6 -	34.516	27.804	1:02.320 (2)	84.10	0.291	15:32:56.807	
7 -	34.522	27.970	1:02.492	83.87	0.463	15:33:59.299	
8 -	34.198	27.831	1:02.029 (1)	84.50		15:35:01.328	
9 -	34.670	28.190	1:02.860	83.38	0.831	15:36:04.188	
10 -	35.554	28.038	1:03.592	82.42	1.563	15:37:07.780	
11 -	35.138	28.501	1:03.639	82.36	1.610	15:38:11.419	
12 -	35.089	28.281	1:03.370	82.71	1.341	15:39:14.789	
13 -	35.088	28.148	1:03.236	82.88	1.207	15:40:18.025	
14 -	35.044	28.489	1:03.533	82.50	1.504	15:41:21.558	

P8 3 F2		R. CROWE / C. CROWE		LCR YAMAHA - Northern Fuels			
IDEAL LAP TIME : 1:02.293		BEST LAP TIME : 1:02.448		DIFFERENCE : 0.155			
LAP	SECTOR 1	SECTOR 2	LAP TIME	MPH	DIFF	TIME OF DAY	
1 -		28.246	1:09.417	75.50	6.969	15:27:42.572	
2 -	34.634	27.844	1:02.478 (2)	83.89	0.030	15:28:45.050	
3 -	35.397	28.396	1:03.793	82.16	1.345	15:29:48.843	
4 -	34.995	27.828	1:02.823	83.43	0.375	15:30:51.666	
5 -	35.366	27.715	1:03.081	83.09	0.633	15:31:54.747	
6 -	34.789	27.659	1:02.448 (1)	83.93		15:32:57.195	
7 -	34.687	27.878	1:02.565 (3)	83.77	0.117	15:33:59.760	
8 -	34.776	28.040	1:02.816	83.44	0.368	15:35:02.576	
9 -	34.694	27.897	1:02.591	83.74	0.143	15:36:05.167	
10 -	35.241	29.089	1:04.330	81.47	1.882	15:37:09.497	
11 -	35.317	28.215	1:03.532	82.50	1.084	15:38:13.029	
12 -	35.766	28.420	1:04.186	81.66	1.738	15:39:17.215	
13 -	35.124	28.371	1:03.495	82.55	1.047	15:40:20.710	
14 -	35.244	28.241	1:03.485	82.56	1.037	15:41:24.195	

P9 2 GP		J. HOLDEN / GORDON		ARS KAWASAKI -			
IDEAL LAP TIME : 1:02.530		BEST LAP TIME : 1:02.555		DIFFERENCE : 0.025			
LAP	SECTOR 1	SECTOR 2	LAP TIME	MPH	DIFF	TIME OF DAY	
1 -		28.562	1:10.153	74.71	7.598	15:27:43.308	
2 -	44.670	28.518	1:13.188	71.61	10.633	15:28:56.496	
3 -	34.500	28.055	1:02.555 (1)	83.79		15:29:59.051	
4 -	34.624	28.325	1:02.949	83.26	0.394	15:31:02.000	
5 -	34.965	28.248	1:03.213	82.91	0.658	15:32:05.213	
6 -	34.493	28.210	1:02.703 (3)	83.59	0.148	15:33:07.916	
7 -	34.478	28.202	1:02.680 (2)	83.62	0.125	15:34:10.596	
8 -	34.694	28.052	1:02.746	83.53	0.191	15:35:13.342	
9 -	34.554	28.700	1:03.254	82.86	0.699	15:36:16.596	
10 -	34.581	28.394	1:02.975	83.23	0.420	15:37:19.571	
11 -	34.963	28.736	1:03.699	82.28	1.144	15:38:23.270	
12 -	34.869	28.419	1:03.288	82.82	0.733	15:39:26.558	
13 -	34.787	29.124	1:03.911	82.01	1.356	15:40:30.469	
14 -	35.602	28.831	1:04.433	81.34	1.878	15:41:34.902	

BMCRC - MRO Championships 2024 - Rnd 2 @ Pembrey

British Sidecar Championship

RACE 16 - SECTOR ANALYSIS



SECTOR 1 = FL to I1, SECTOR 2 = I1 to FL, DIFF = Difference To Personal Best Lap, P = Crossed Finish Line in Pit Lane, D = Time Disallowed

P10 26 CUP ATKINSON / SMITH			ARS YAMAHA - Mecsia			
IDEAL LAP TIME : 1:04.673		BEST LAP TIME : 1:04.776		DIFFERENCE : 0.103		
LAP	SECTOR 1	SECTOR 2	LAP TIME	MPH	DIFF	TIME OF DAY
1 -		29.360	1:12.365	72.43	7.589	15:27:45.520
2 -	35.760	29.108	1:04.868 (2)	80.80	0.092	15:28:50.388
3 -	35.656	29.120	1:04.776 (1)	80.91		15:29:55.164
4 -	35.601	30.082	1:05.683	79.80	0.907	15:31:00.847
5 -	35.839	29.621	1:05.460	80.07	0.684	15:32:06.307
6 -	35.731	29.257	1:04.988 (3)	80.65	0.212	15:33:11.295
7 -	35.565	29.498	1:05.063	80.56	0.287	15:34:16.358
8 -	35.652	29.366	1:05.018	80.61	0.242	15:35:21.376
9 -	36.490	29.462	1:05.952	79.47	1.176	15:36:27.328
10 -	35.943	29.511	1:05.454	80.08	0.678	15:37:32.782
11 -	36.126	29.461	1:05.587	79.91	0.811	15:38:38.369
12 -	35.965	30.380	1:06.345	79.00	1.569	15:39:44.714
13 -	36.206	29.759	1:05.965	79.46	1.189	15:40:50.679
14 -	36.590	29.882	1:06.472	78.85	1.696	15:41:57.151

P11 44 F2 A. FOUNDS / GIBBONS			LCR YAMAHA R6 - Team Founds Racing			
IDEAL LAP TIME : 1:04.699		BEST LAP TIME : 1:04.699		DIFFERENCE : 0.000		
LAP	SECTOR 1	SECTOR 2	LAP TIME	MPH	DIFF	TIME OF DAY
1 -		29.172	1:11.599	73.20	6.900	15:27:44.754
2 -	36.034	29.015	1:05.049 (2)	80.57	0.350	15:28:49.803
3 -	35.738	28.961	1:04.699 (1)	81.01		15:29:54.502

P12 76 F2 PEARSON / RESTALL			LCR SUZUKI GSXR - Direct Commercials/ABS Racing			
IDEAL LAP TIME : 1:08.583		BEST LAP TIME : 1:08.583		DIFFERENCE : 0.000		
LAP	SECTOR 1	SECTOR 2	LAP TIME	MPH	DIFF	TIME OF DAY
1 -		30.229	1:15.071	69.82	6.488	15:27:48.226
2 -	38.648	29.935	1:08.583 (1)	76.42		15:28:56.809

BMCRC - MRO Championships 2024 - Rnd 2 @ Pembrey

British Sidecar Championship

RACE 16 - BEST SECTORS

SECTOR 1			SECTOR 2			IDEAL / BEST COMPARISON						
POS	NO	NAME	TIME	NO	NAME	TIME	POS	NO	NAME	IDEAL	BEST	DIFF
									PERFECT LAP	1:00.906		
1	91	WILLIAMS / PITT	33.268	84	S. LAIDLLOW / J. LAIDLLOW	27.638	1	91	WILLIAMS / PITT	1:00.948	1:01.189	0.241
2	84	S. LAIDLLOW / J. LAIDLLOW	33.797	17	CLARKE / ENSOR	27.639	2	84	S. LAIDLLOW / J. LAID	1:01.435	1:01.463	0.028
3	100	R. STEVENS / W. STEVENS	33.809	3	R. CROWE / C. CROWE	27.659	3	100	R. STEVENS / W. STE	1:01.747	1:01.942	0.195
4	27	P. KIRBY / T. KIRBY	34.095	91	WILLIAMS / PITT	27.680	4	27	P. KIRBY / T. KIRBY	1:01.825	1:01.996	0.171
5	93	G. HOLDEN / LAWRENCE	34.198	27	P. KIRBY / T. KIRBY	27.730	5	93	G. HOLDEN / LAWRE	1:02.002	1:02.029	0.027
6	5	BIGGS / SEGERS	34.211	5	BIGGS / SEGERS	27.803	6	5	BIGGS / SEGERS	1:02.014	1:02.280	0.266
7	17	CLARKE / ENSOR	34.381	93	G. HOLDEN / LAWRENCE	27.804	7	17	CLARKE / ENSOR	1:02.020	1:02.127	0.107
8	2	J. HOLDEN / GORDON	34.478	100	R. STEVENS / W. STEVENS	27.938	8	3	R. CROWE / C. CROV	1:02.293	1:02.448	0.155
9	3	R. CROWE / C. CROWE	34.634	2	J. HOLDEN / GORDON	28.052	9	2	J. HOLDEN / GORDO	1:02.530	1:02.555	0.025
10	26	ATKINSON / SMITH	35.565	44	A. FOUNDS / GIBBONS	28.961	10	26	ATKINSON / SMITH	1:04.673	1:04.776	0.103
11	44	A. FOUNDS / GIBBONS	35.738	26	ATKINSON / SMITH	29.108	11	44	A. FOUNDS / GIBBON	1:04.699	1:04.699	0.000
12	76	PEARSON / RESTALL	38.648	76	PEARSON / RESTALL	29.935	12	76	PEARSON / RESTALL	1:08.583	1:08.583	0.000

2024 British Sidecar Championship
GP RIDERS CHAMPIONSHIP CLASSIFICATION



		TOTAL	GAP	DIFF	Races														Wins		
					1 13th / 14th April Pembrey	2	3	4 17th - 19th May	5 Donington Park GP	6 14th - 16th June Knockhill	7	8 5th - 7th July	9 Snetterton 300	10	11 3rd / 4th August Cadwell Park	12	13 11th - 13th October	14 Brands Hatch GP	Wins	Seconds	Thirds
1	G. HOLDEN / LAWRENCE	62			22	20	20											0	1	2	
2	BIGGS / SEGERS	61	1		20	16	25											1	0	1	
3	WILLIAMS / PITT	60	2	1	16	22	22											0	2	0	
4	J. HOLDEN / GORDON	54	8	6	18	18	18											0	0	0	
5	BLACKSTOCK / ROSNEY	50	11	4	25	25												2	0	0	
6																		0	0	0	
7																		0	0	0	
8																		0	0	0	
9																		0	0	0	
10																		0	0	0	

2024 British Sidecar Championship
CUP RIDERS CHAMPIONSHIP CLASSIFICATION



		TOTAL	GAP	DIFF	13th / 14th April Pembrey			17th - 19th May	Donington Park GP	14th - 16th June	Knockhill	5th - 7th July	Snetterton 300	10	3rd / 4th August	Cadwell Park	12	13 11th - 13th October	14 Brands Hatch GP	Wins	Seconds	Thirds
					1	2	3	4	5	6	7	8	9	10	11	12	13	14				
1	S. LAIDLLOW / J. LAIDLLOW	75			25	25	25													3	0	0
2	P. KIRBY / T. KIRBY	64	11		22	20	22													0	2	1
3	R. STEVENS / W. STEVENS	62	13	2	20	22	20													0	1	2
4	CLARKE / ENSOR	54	21	8	18	18	18													0	0	0
5	ATKINSON / SMITH	44	20	10	12	16	16													0	0	0
6	NICOL / CONIL	16	48	28	16															0	0	0
7	PEACH / EDWARDS	14	50	2	14															0	0	0
8	MOSS / HOPE	10	54	4	10															0	0	0
9																				0	0	0
10																				0	0	0

2024 British Sidecar Championship
 F2 RIDERS CHAMPIONSHIP CLASSIFICATION



		TOTAL	GAP	DIFF	13th / 14th April Pembrey			17th - 19th May	Donington Park GP	14th - 16th June	Knockhill	5th - 7th July	Snetterton 300	10	3rd / 4th August	Cadwell Park	12	13 11th - 13th October	Brands Hatch GP	14	Wins	Seconds	Thirds	
					1	2	3	4	5	6	7	8	9	10	11	12	13	14	15	16	17	18	19	20
1	R. CROWE / C. CROWE	50			25	25																2	0	0
2	A. FOUNDS / GIBBONS	47	3		22	25																1	1	0
3	PEARSON / RESTALL	42	8	5	20	22																0	1	1
4																						0	0	0
5																						0	0	0
6																						0	0	0
7																						0	0	0
8																						0	0	0
9																						0	0	0
10																						0	0	0

BMCRC - MRO Championships 2024 - Rnd 2 @ Pembrey

British Sidecar Championship

RACE 16 - STATISTICS

Competitors Started	12
Planned Start	2024-04-14 @ 15:25:00.000
Actual Start	2024-04-14 @ 15:26:33.155
Finish Time	2024-04-14 @ 15:41:07.155
Track Length	1.4560mi.
Total Laps	145
Total Distance Covered	211.1200mi.

Session Fastest Lap History

NO	CL	NAME	LAP TIME	TIME OF DAY	LAP	VEHICLE
84	CUP	S. LAIDLLOW / J. LAIDLLOW	1:01.800	15:28:41.423	2	LCR F600
91	GP	WILLIAMS / PITT	1:01.740	15:28:41.831	2	F600 LCR - YAMAHA
84	CUP	S. LAIDLLOW / J. LAIDLLOW	1:01.519	15:29:42.943	3	LCR F600
84	CUP	S. LAIDLLOW / J. LAIDLLOW	1:01.463	15:30:44.406	4	LCR F600
91	GP	WILLIAMS / PITT	1:01.209	15:33:02.154	6	F600 LCR - YAMAHA
91	GP	WILLIAMS / PITT	1:01.189	15:34:03.343	7	F600 LCR - YAMAHA

Session Leader History

NO	CL	NAME	FROM LAP	LAPS LED	DISTANCE	VEHICLE
84	CUP	S. LAIDLLOW / J. LAIDLLOW	1	14	20.38 miles	LCR F600

Flag History

TYPE	TIME OF DAY
GREEN	15:26:33.155
FINISH	15:41:07.155

Flag Statistics

TYPE	COUNT	TOTAL LAPS	TOTAL TIME
Green	1	14	15:31.722
Red	0	0	0.000
Safety Car	0	0	0.000
FCY	0	0	0.000

BMCRC - MRO Championships 2024 - Rnd 2 @ Pembrey

British Sidecar Championship

RACE 16 - STATISTICS

CLASS : GP

4 Starters

Fastest Lap History

NO	NAME	LAP TIME	TIME OF DAY	LAP	VEHICLE
91	WILLIAMS / PITT	1:01.740	15:28:41.831	2	F600 LCR - YAMAHA
91	WILLIAMS / PITT	1:01.537	15:29:43.366	3	F600 LCR - YAMAHA
91	WILLIAMS / PITT	1:01.469	15:30:44.836	4	F600 LCR - YAMAHA
91	WILLIAMS / PITT	1:01.209	15:33:02.154	6	F600 LCR - YAMAHA
91	WILLIAMS / PITT	1:01.189	15:34:03.343	7	F600 LCR - YAMAHA

Leader History

NO	NAME	FROM LAP	LAPS LED	DISTANCE	VEHICLE
91	WILLIAMS / PITT	1	4	5.82 miles	F600 LCR - YAMAHA
5	BIGGS / SEGERS	5	10	14.56 miles	LCR YAMAHA

BMCRC - MRO Championships 2024 - Rnd 2 @ Pembrey

British Sidecar Championship

RACE 16 - STATISTICS

CLASS : CUP

5 Starters

Fastest Lap History

NO	NAME	LAP TIME	TIME OF DAY	LAP	VEHICLE
84	S. LAIDLLOW / J. LAIDLLOW	1:01.800	15:28:41.423	2	LCR F600
84	S. LAIDLLOW / J. LAIDLLOW	1:01.519	15:29:42.943	3	LCR F600
84	S. LAIDLLOW / J. LAIDLLOW	1:01.463	15:30:44.406	4	LCR F600

Leader History

NO	NAME	FROM LAP	LAPS LED	DISTANCE	VEHICLE
84	S. LAIDLLOW / J. LAIDLLOW	1	14	20.38 miles	LCR F600

BMCRC - MRO Championships 2024 - Rnd 2 @ Pembrey

British Sidecar Championship

RACE 16 - STATISTICS

CLASS : F2

3 Starters

Fastest Lap History

NO	NAME	LAP TIME	TIME OF DAY	LAP	VEHICLE
3	R. CROWE / C. CROWE	1:02.478	15:28:45.079	2	LCR YAMAHA
3	R. CROWE / C. CROWE	1:02.448	15:32:57.225	6	LCR YAMAHA

Leader History

NO	NAME	FROM LAP	LAPS LED	DISTANCE	VEHICLE
3	R. CROWE / C. CROWE	1	14	20.38 miles	LCR YAMAHA



DART MOTORSPORT MRO 600 / DART MOTORSPORT MRO CLUBMAN 600 / T3 TONY SCOTT MOTORSPORT MOTO EVO & STEET EVO



BMCRC-MRO Championships - Round 2
Pembrey
13th / 14th April 2024



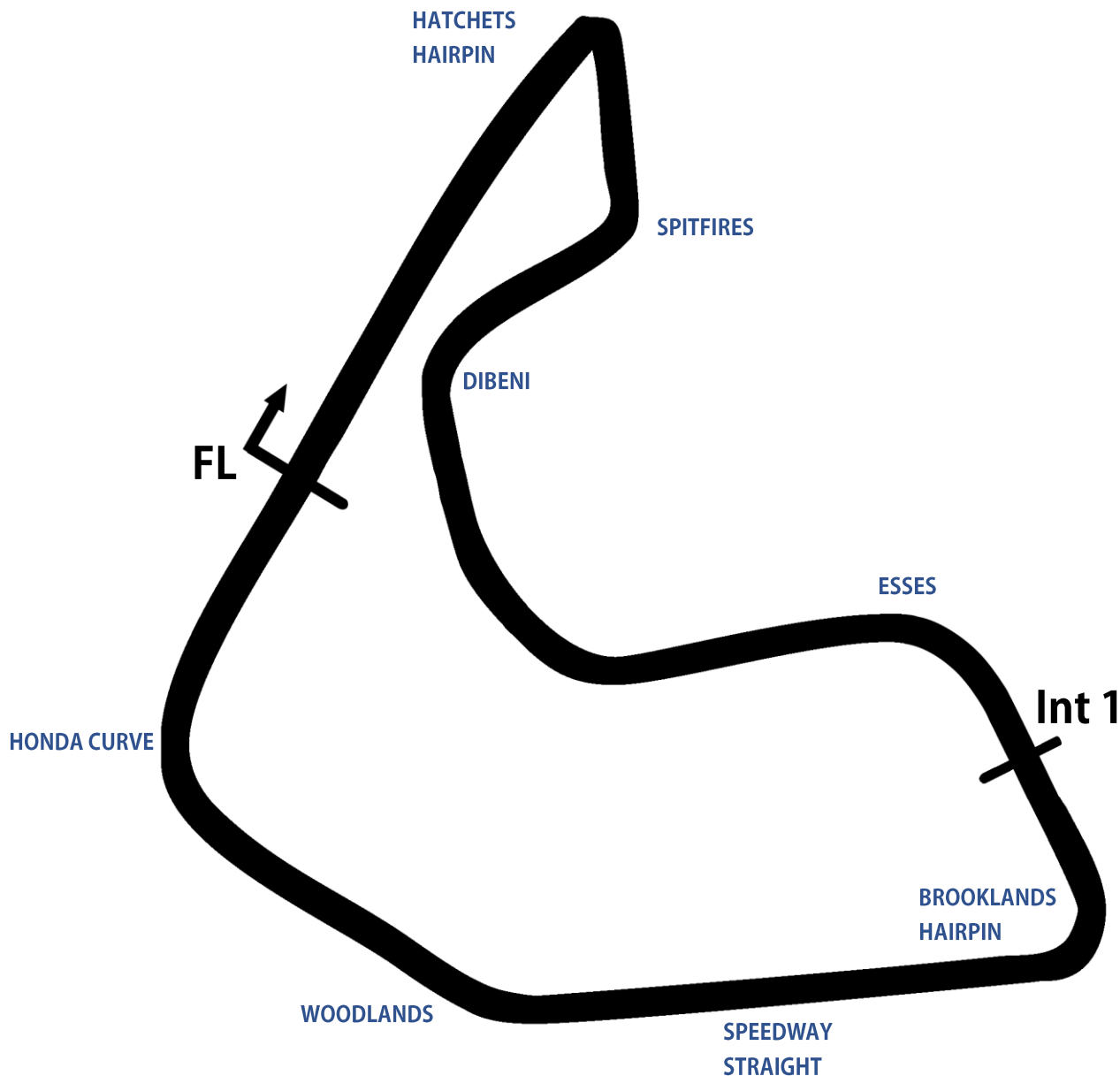
Timing & Results Provided by Timing Solutions Ltd

www.tsl-timing.com



Pembrey National Circuit

Llanelli, Carmarthenshire, UK



Length	1.4560 miles 2.343 km 2343.2m		
FL		51.70587 N	4.32386 W
Int 1	1223m	51.70430 N	4.31667 W
Pit Entry	2304m	51.70597 N	4.32374 W
Pit Exit	100m after FL	51.70664 N	4.32301 W
Pit Entry - Pit Exit	100m, 7.2s @ 50kph, 6.0s @ 60kph		



BMCRC - MRO Championships 2024 - Rnd 2 @ Pembrey

DART MRO 600 inc Clubman 600 & GP2/EVO

QUALIFYING - CLASSIFICATION

POS	NO	CL	PIC	NAME	ENTRY	TIME	ON	LAPS	GAP	DIFF	MPH
1	125		1	Lewis JONES	Kawasaki ZX6R - BMW autoscan	1:00.601	6	8			86.49
2	3		2	Joey LAMBDEN	Kawasaki 636 -	1:01.070	9	9	0.469	0.469	85.82
3	5		3	Luke MACRAE	Triumph 765 - Bournephoto.co.uk	1:01.511	5	10	0.910	0.441	85.21
4	1		4	Harry FOWLE	Yamaha R6 - HF Refinishing Racing	1:01.574	5	10	0.973	0.063	85.12
5	91		5	Sam HIRST	Kawasaki ZX-636 - Team Valley Racing	1:01.895	5	10	1.294	0.321	84.68
6	531	C	1	Jake KOURTI	Yamaha R6 - Red Mist Ltd/ GK Tree Surgeons Ltd/JWt	1:02.035	9	10	1.434	0.140	84.49
7	80		6	Morgan CREASEY	Yamaha R6 - Warics Ltd	1:02.045	9	9	1.444	0.010	84.48
8	39	C	2	Aaron MONK	Kawasaki NINJA 636 - flyaspitfire.co.uk	1:02.339	4	10	1.738	0.294	84.08
9	35		7	Kai DICKINSON	Kawasaki ZX636 -	1:02.742	10	10	2.141	0.403	83.54
10	78		8	Keith POVAH	Yamaha R6 - @crap.sack give us a follow!	1:02.877	7	8	2.276	0.135	83.36
11	81		9	Fred McMULLAN	Kawasaki ZX636 - Orwell Motorcycles ipswich	1:02.908	10	10	2.307	0.031	83.32
12	49		10	William BURCHELL	Yamaha R6 - SWB Racing / RWEC / SRA / Canopy Prc	1:03.003	7	9	2.402	0.095	83.19
13	28	C	3	Tom WALKER	Yamaha R6 - TRW Racing	1:03.059	9	10	2.458	0.056	83.12
14	74	C	4	Tom VAUGHAN	Yamaha R6 - Lamonde Automation Ltd, Smiths Mechar	1:04.762	4	9	4.161	1.703	80.93
15	67	C	5	Edward ANSELL	Triumph 675 - E a Ansell contractors	1:04.954	7	9	4.353	0.192	80.69
16	54	C	6	Jake ANDERTON	Yamaha R6 - Hunter Racing	1:05.079	4	9	4.478	0.125	80.54
17	98	C	7	Christopher SWYER	-	1:05.424	9	9	4.823	0.345	80.11
18	910	C	8	Harry GOWER	Triumph DAYTONA 675 - RG Racing	1:05.917	8	9	5.316	0.493	79.51
19	32		11	James ROBINSON	Yamaha R6 -	1:06.241	4	9	5.640	0.324	79.12
20	115	C	9	Brian MAHER	Yamaha R6 - Spraytech /Espresso Solutions	1:06.455	7	8	5.854	0.214	78.87
21	991	C	10	Aled EVANS	- No sponsor	1:06.683	5	8	6.082	0.228	78.60
22	64	C	11	Jack ALLAN	Yamaha R6 - Yours truly	1:08.168	8	8	7.567	1.485	76.89
23	84	C	12	George HIGGINS	Yamaha R6 - Aztec Racing	1:08.661	5	8	8.060	0.493	76.34
24	143		12	Dale BREW	Triumph DAYTONA 675 - AMR Limited	1:11.517	6	8	10.916	2.856	73.29
25	10	C	13	Ian LAURIE	Triumph DAYTONA -	1:13.381	2	8	12.780	1.864	71.42
26	395	C	14	William NICHOLLS	Yamaha R6 - Will Nicholls Farriery	1:20.313	7	7	19.712	6.932	65.26

Weather / Track : Cloudy / Dry

Date: 13/04/2024 Start: 09:12 Finish: 09:22

These results are provisional until the conclusion of any judicial and technical matters.

Pembrey National: 1.4560 miles

Clerk Of Course:	Stewards:	Timekeeper:	<i>Craig Smith</i>	
------------------	-----------	-------------	--------------------	--

Results can be found at www.tsl-timing.com

Printed - 09:24 Saturday, 13 April 2024



BMCRC - MRO Championships 2024 - Rnd 2 @ Pembrey

DART MRO 600 inc Clubman 600 & GP2/EVO

QUALIFYING - SECTOR ANALYSIS



SECTOR 1 = FL to I1, SECTOR 2 = I1 to FL, DIFF = Difference To Personal Best Lap, P = Crossed Finish Line in Pit Lane, D = Time Disallowed

P1		125		Lewis JONES		Kawasaki ZX6R - BMW autoscan	
IDEAL LAP TIME : 1:00.386		BEST LAP TIME : 1:00.601		DIFFERENCE : 0.215			
LAP	SECTOR 1	SECTOR 2	LAP TIME	MPH	DIFF	TIME OF DAY	
1 -		28.602	1:16.317	68.68	15.716	09:15:45.127	
2 -	35.269	27.255	1:02.524	83.83	1.923	09:16:47.651	
3 -	34.234	26.450	1:00.684 (3)	86.37	0.083	09:17:48.335	
4 -	34.336	27.880	1:02.216	84.24	1.615	09:18:50.551	
5 -	34.129	26.511	1:00.640 (2)	86.43	0.039	09:19:51.191	
6 -	33.936	26.665	1:00.601 (1)	86.49		09:20:51.792	
7 -	34.155	30.155	1:04.310	81.50	3.709	09:21:56.102	
8 -	34.175	26.709	1:00.884	86.09	0.283	09:22:56.986	

P2		3		Joey LAMBDEN		Kawasaki 636 -	
IDEAL LAP TIME : 1:01.070		BEST LAP TIME : 1:01.070		DIFFERENCE : 0.000			
LAP	SECTOR 1	SECTOR 2	LAP TIME	MPH	DIFF	TIME OF DAY	
1 -	37.984	28.234	1:06.218	79.15	5.148	09:14:20.079	
2 -	35.738	27.496	1:03.234	82.89	2.164	09:15:23.313	
3 -	35.133	27.914	1:03.047 (3)	83.13	1.977	09:16:26.360	
4 -	34.506	26.981	1:01.487 (2)	85.24	0.417	09:17:27.847	
5 -	34.828	28.718	1:03.546	82.48	2.476	09:18:31.393	
6 -	35.899	28.882	1:04.781	80.91	3.711	09:19:36.174	
7 -	35.742	28.321	1:04.063	81.81	2.993	09:20:40.237	
8 -	35.954	28.743	1:04.697	81.01	3.627	09:21:44.934	
9 -	34.223	26.847	1:01.070 (1)	85.82		09:22:46.004	

P3		5		Luke MACRAE		Triumph 765 - Bournephoto.co.uk	
IDEAL LAP TIME : 1:01.511		BEST LAP TIME : 1:01.511		DIFFERENCE : 0.000			
LAP	SECTOR 1	SECTOR 2	LAP TIME	MPH	DIFF	TIME OF DAY	
1 -	36.331	28.169	1:04.500	81.26	2.989	09:13:37.694	
2 -	35.164	27.649	1:02.813	83.44	1.302	09:14:40.507	
3 -	35.960	27.773	1:03.733	82.24	2.222	09:15:44.240	
4 -	34.422	27.515	1:01.937 (2)	84.62	0.426	09:16:46.177	
5 -	34.272	27.239	1:01.511 (1)	85.21		09:17:47.688	
6 -	34.808	27.951	1:02.759	83.51	1.248	09:18:50.447	
7 -	34.860	27.337	1:02.197 (3)	84.27	0.686	09:19:52.644	
8 -	44.862	29.145	1:14.007	70.82	12.496	09:21:06.651	
9 -	34.925	28.512	1:03.437	82.62	1.926	09:22:10.088	
10 -	41.740	28.770	1:10.510	74.33	8.999	09:23:20.598	

P4		1		Harry FOWLE		Yamaha R6 - HF Refinishing Racing	
IDEAL LAP TIME : 1:01.306		BEST LAP TIME : 1:01.574		DIFFERENCE : 0.268			
LAP	SECTOR 1	SECTOR 2	LAP TIME	MPH	DIFF	TIME OF DAY	
1 -	36.774	28.150	1:04.924	80.73	3.350	09:13:38.911	
2 -	35.106	27.291	1:02.397	84.00	0.823	09:14:41.308	
3 -	35.364	28.707	1:04.071	81.80	2.497	09:15:45.379	
4 -	35.280	27.222	1:02.502	83.86	0.928	09:16:47.881	
5 -	34.639	26.935	1:01.574 (1)	85.12		09:17:49.455	
6 -	34.371	28.610	1:02.981	83.22	1.407	09:18:52.436	
7 -	34.589	27.071	1:01.660 (2)	85.00	0.086	09:19:54.096	
8 -	35.831	27.828	1:03.659	82.33	2.085	09:20:57.755	
9 -	34.534	27.285	1:01.819	84.78	0.245	09:21:59.574	
10 -	34.605	27.169	1:01.774 (3)	84.85	0.200	09:23:01.348	

BMCRC - MRO Championships 2024 - Rnd 2 @ Pembrey

DART MRO 600 inc Clubman 600 & GP2/EVO

QUALIFYING - SECTOR ANALYSIS



SECTOR 1 = FL to I1, SECTOR 2 = I1 to FL, DIFF = Difference To Personal Best Lap, P = Crossed Finish Line in Pit Lane, D = Time Disallowed

P5 91 Sam HIRST		Kawasaki ZX-636 - Team Valley Racing				
IDEAL LAP TIME : 1:01.652		BEST LAP TIME : 1:01.895		DIFFERENCE : 0.243		
LAP	SECTOR 1	SECTOR 2	LAP TIME	MPH	DIFF	TIME OF DAY
1 -	37.242	27.884	1:05.126	80.48	3.231	09:13:40.208
2 -	35.162	27.241	1:02.403	83.99	0.508	09:14:42.611
3 -	34.870	28.145	1:03.015	83.18	1.120	09:15:45.626
4 -	35.792	27.342	1:03.134	83.02	1.239	09:16:48.760
5 -	34.642	27.253	1:01.895 (1)	84.68		09:17:50.655
6 -	34.411	28.926	1:03.337	82.75	1.442	09:18:53.992
7 -	34.775	27.595	1:02.370	84.04	0.475	09:19:56.362
8 -	35.335	27.984	1:03.319	82.78	1.424	09:20:59.681
9 -	34.489	27.672	1:02.161 (2)	84.32	0.266	09:22:01.842
10 -	34.836	27.521	1:02.357 (3)	84.05	0.462	09:23:04.199

P6 531 C Jake KOURTI		Yamaha R6 - Red Mist Ltd/ GK Tree Surgeons Ltd/JWG Motorc				
IDEAL LAP TIME : 1:01.880		BEST LAP TIME : 1:02.035		DIFFERENCE : 0.155		
LAP	SECTOR 1	SECTOR 2	LAP TIME	MPH	DIFF	TIME OF DAY
1 -	39.764	30.504	1:10.268	74.59	8.233	09:13:49.737
2 -	36.325	27.501	1:03.826	82.12	1.791	09:14:53.563
3 -	36.097	27.821	1:03.918	82.00	1.883	09:15:57.481
4 -	35.573	27.607	1:03.180	82.96	1.145	09:17:00.661
5 -	36.209	27.591	1:03.800	82.15	1.765	09:18:04.461
6 -	34.894	27.630	1:02.524 (2)	83.83	0.489	09:19:06.985
7 -	35.848	28.479	1:04.327	81.48	2.292	09:20:11.312
8 -	35.207	27.329	1:02.536 (3)	83.81	0.501	09:21:13.848
9 -	35.049	26.986	1:02.035 (1)	84.49		09:22:15.883
10 -	36.270	27.960	1:04.230	81.60	2.195	09:23:20.113

P7 80 Morgan CREASEY		Yamaha R6 - Warics Ltd				
IDEAL LAP TIME : 1:02.045		BEST LAP TIME : 1:02.045		DIFFERENCE : 0.000		
LAP	SECTOR 1	SECTOR 2	LAP TIME	MPH	DIFF	TIME OF DAY
1 -	40.661	28.938	1:09.599	75.31	7.554	09:13:48.416
2 -	36.261	27.901	1:04.162	81.69	2.117	09:14:52.578
3 -	35.968	28.367	1:04.335	81.47	2.290	09:15:56.913
4 -	35.644	27.953	1:03.597	82.41	1.552	09:17:00.510
5 -	35.269	27.605	1:02.874 (2)	83.36	0.829	09:18:03.384
6 -	35.193	27.765	1:02.958 (3)	83.25	0.913	09:19:06.342
7 -	35.322	28.032	1:03.354	82.73	1.309	09:20:09.696
8 -	35.057	28.156	1:03.213	82.91	1.168	09:21:12.909
9 -	34.741	27.304	1:02.045 (1)	84.48		09:22:14.954

P8 39 C Aaron MONK		Kawasaki NINJA 636 - flyaspitfire.co.uk				
IDEAL LAP TIME : 1:01.682		BEST LAP TIME : 1:02.339		DIFFERENCE : 0.657		
LAP	SECTOR 1	SECTOR 2	LAP TIME	MPH	DIFF	TIME OF DAY
1 -	37.148	28.337	1:05.485	80.04	3.146	09:13:40.957
2 -	35.656	27.675	1:03.331	82.76	0.992	09:14:44.288
3 -	34.803	27.683	1:02.486	83.88	0.147	09:15:46.774
4 -	34.986	27.353	1:02.339 (1)	84.08		09:16:49.113
5 -	35.099	27.353	1:02.452	83.93	0.113	09:17:51.565
6 -	34.378	28.485	1:02.863	83.38	0.524	09:18:54.428
7 -	35.659	27.304	1:02.963	83.24	0.624	09:19:57.391
8 -	34.722	27.723	1:02.445 (3)	83.93	0.106	09:20:59.836
9 -	35.534	27.449	1:02.983	83.22	0.644	09:22:02.819
10 -	34.844	27.574	1:02.418 (2)	83.97	0.079	09:23:05.237

BMCRC - MRO Championships 2024 - Rnd 2 @ Pembrey

DART MRO 600 inc Clubman 600 & GP2/EVO

QUALIFYING - SECTOR ANALYSIS



SECTOR 1 = FL to I1, SECTOR 2 = I1 to FL, DIFF = Difference To Personal Best Lap, P = Crossed Finish Line in Pit Lane, D = Time Disallowed

P9 35 Kai DICKINSON		Kawasaki ZX636 -				
IDEAL LAP TIME : 1:02.742		BEST LAP TIME : 1:02.742		DIFFERENCE : 0.000		
LAP	SECTOR 1	SECTOR 2	LAP TIME	MPH	DIFF	TIME OF DAY
1 -	38.732	29.534	1:08.266	76.78	5.524	09:13:44.805
2 -	37.187	28.679	1:05.866	79.57	3.124	09:14:50.671
3 -	36.027	28.023	1:04.050	81.83	1.308	09:15:54.721
4 -	35.825	28.265	1:04.090	81.78	1.348	09:16:58.811
5 -	35.690	27.937	1:03.627 (3)	82.38	0.885	09:18:02.438
6 -	35.704	28.099	1:03.803	82.15	1.061	09:19:06.241
7 -	36.347	30.608	1:06.955	78.28	4.213	09:20:13.196
8 -	38.083	28.014	1:06.097	79.30	3.355	09:21:19.293
9 -	35.874	27.583	1:03.457 (2)	82.60	0.715	09:22:22.750
10 -	35.489	27.253	1:02.742 (1)	83.54		09:23:25.492

P10 78 Keith POVAH		Yamaha R6 - @crap.sack give us a follow!				
IDEAL LAP TIME : 1:02.877		BEST LAP TIME : 1:02.877		DIFFERENCE : 0.000		
LAP	SECTOR 1	SECTOR 2	LAP TIME	MPH	DIFF	TIME OF DAY
1 -	37.471	28.995	1:06.466	78.86	3.589	09:14:24.687
2 -	36.821	28.599	1:05.420	80.12	2.543	09:15:30.107
3 -	36.276	28.304	1:04.580	81.16	1.703	09:16:34.687
4 -	35.985	29.882	1:05.867	79.57	2.990	09:17:40.554
5 -	36.329	28.124	1:04.453	81.32	1.576	09:18:45.007
6 -	35.656	28.282	1:03.938 (3)	81.97	1.061	09:19:48.945
7 -	35.258	27.619	1:02.877 (1)	83.36		09:20:51.822
8 -	35.492	27.879	1:03.371 (2)	82.71	0.494	09:21:55.193

P11 81 Fred McMULLAN		Kawasaki ZX636 - Orwell Motorcycles ipswich				
IDEAL LAP TIME : 1:02.908		BEST LAP TIME : 1:02.908		DIFFERENCE : 0.000		
LAP	SECTOR 1	SECTOR 2	LAP TIME	MPH	DIFF	TIME OF DAY
1 -	40.120	29.502	1:09.622	75.28	6.714	09:13:46.545
2 -	37.022	28.212	1:05.234	80.35	2.326	09:14:51.779
3 -	36.146	27.927	1:04.073	81.80	1.165	09:15:55.852
4 -	35.751	27.967	1:03.718	82.26	0.810	09:16:59.570
5 -	35.779	27.869	1:03.648 (3)	82.35	0.740	09:18:03.218
6 -	35.604	27.817	1:03.421 (2)	82.64	0.513	09:19:06.639
7 -	37.003	28.265	1:05.268	80.30	2.360	09:20:11.907
8 -	36.542	28.403	1:04.945	80.70	2.037	09:21:16.852
9 -	35.824	28.634	1:04.458	81.31	1.550	09:22:21.310
10 -	35.358	27.550	1:02.908 (1)	83.32		09:23:24.218

P12 49 William BURCHELL		Yamaha R6 - SWB Racing / RWEC / SRA / Canopy Pro				
IDEAL LAP TIME : 1:02.790		BEST LAP TIME : 1:03.003		DIFFERENCE : 0.213		
LAP	SECTOR 1	SECTOR 2	LAP TIME	MPH	DIFF	TIME OF DAY
1 -	38.862	28.369	1:07.231	77.96	4.228	09:14:20.462
2 -	38.085	28.818	1:06.903	78.34	3.900	09:15:27.365
3 -	36.552	28.081	1:04.633	81.09	1.630	09:16:31.998
4 -	36.291	28.092	1:04.383	81.41	1.380	09:17:36.381
5 -	35.481	28.194	1:03.675	82.31	0.672	09:18:40.056
6 -	35.762	28.053	1:03.815	82.13	0.812	09:19:43.871
7 -	35.347	27.656	1:03.003 (1)	83.19		09:20:46.874
8 -	35.134	28.206	1:03.340 (2)	82.75	0.337	09:21:50.214
9 -	35.468	28.181	1:03.649 (3)	82.35	0.646	09:22:53.863

BMCRC - MRO Championships 2024 - Rnd 2 @ Pembrey

DART MRO 600 inc Clubman 600 & GP2/EVO

QUALIFYING - SECTOR ANALYSIS



SECTOR 1 = FL to I1, SECTOR 2 = I1 to FL, DIFF = Difference To Personal Best Lap, P = Crossed Finish Line in Pit Lane, D = Time Disallowed

P13 28 C		Tom WALKER		Yamaha R6 - TRW Racing			
IDEAL LAP TIME : 1:03.059		BEST LAP TIME : 1:03.059		DIFFERENCE : 0.000			
LAP	SECTOR 1	SECTOR 2	LAP TIME	MPH	DIFF	TIME OF DAY	
1 -	37.587	28.753	1:06.340	79.01	3.281	09:13:40.871	
2 -	36.188	28.364	1:04.552	81.19	1.493	09:14:45.423	
3 -	35.715	28.470	1:04.185	81.66	1.126	09:15:49.608	
4 -	36.638	28.911	1:05.549	79.96	2.490	09:16:55.157	
5 -	35.958	28.048	1:04.006	81.89	0.947	09:17:59.163	
6 -	35.745	28.054	1:03.799 (3)	82.15	0.740	09:19:02.962	
7 -	35.502	27.971	1:03.473 (2)	82.57	0.414	09:20:06.435	
8 -	36.395	29.836	1:06.231	79.14	3.172	09:21:12.666	
9 -	35.464	27.595	1:03.059 (1)	83.12		09:22:15.725	
10 -	36.591	31.531	1:08.122	76.94	5.063	09:23:23.847	

P14 74 C		Tom VAUGHAN		Yamaha R6 - Lamonde Automation Ltd, Smiths Mechanical Supl			
IDEAL LAP TIME : 1:04.657		BEST LAP TIME : 1:04.762		DIFFERENCE : 0.105			
LAP	SECTOR 1	SECTOR 2	LAP TIME	MPH	DIFF	TIME OF DAY	
1 -	39.671	29.692	1:09.363	75.56	4.601	09:13:50.204	
2 -	38.249	29.020	1:07.269	77.91	2.507	09:14:57.473	
3 -	36.911	28.793	1:05.704 (2)	79.77	0.942	09:16:03.177	
4 -	35.864	28.898	1:04.762 (1)	80.93		09:17:07.939	
5 -	36.895	29.099	1:05.994 (3)	79.42	1.232	09:18:13.933	
6 -	37.082	28.912	1:05.994 (3)	79.42	1.232	09:19:19.927	
7 -	38.501	30.366	1:08.867	76.11	4.105	09:20:28.794	
8 -	39.223	30.076	1:09.299	75.63	4.537	09:21:38.093	
9 -	37.593	IN PIT	1:32.736 P	56.52	27.974	09:23:10.829	

P15 67 C		Edward ANSELL		Triumph 675 - E a Ansell contractors			
IDEAL LAP TIME : 1:04.819		BEST LAP TIME : 1:04.954		DIFFERENCE : 0.135			
LAP	SECTOR 1	SECTOR 2	LAP TIME	MPH	DIFF	TIME OF DAY	
1 -	39.577	29.653	1:09.230	75.71	4.276	09:13:44.421	
2 -	37.143	29.244	1:06.387	78.95	1.433	09:14:50.808	
3 -	37.020	29.375	1:06.395	78.94	1.441	09:15:57.203	
4 -	36.949	29.622	1:06.571	78.73	1.617	09:17:03.774	
5 -	36.293	29.194	1:05.487 (3)	80.04	0.533	09:18:09.261	
6 -	36.759	28.726	1:05.485 (2)	80.04	0.531	09:19:14.746	
7 -	36.093	28.861	1:04.954 (1)	80.69		09:20:19.700	
8 -	36.608	30.303	1:06.911	78.33	1.957	09:21:26.611	
9 -	36.520	30.328	1:06.848	78.41	1.894	09:22:33.459	

P16 54 C		Jake ANDERTON		Yamaha R6 - Hunter Racing			
IDEAL LAP TIME : 1:05.079		BEST LAP TIME : 1:05.079		DIFFERENCE : 0.000			
LAP	SECTOR 1	SECTOR 2	LAP TIME	MPH	DIFF	TIME OF DAY	
1 -	39.512	30.493	1:10.005	74.87	4.926	09:13:52.376	
2 -	36.579	29.157	1:05.736	79.73	0.657	09:14:58.112	
3 -	37.322	29.375	1:06.697	78.58	1.618	09:16:04.809	
4 -	36.091	28.988	1:05.079 (1)	80.54		09:17:09.888	
5 -	36.418	29.117	1:05.535 (3)	79.98	0.456	09:18:15.423	
6 -	36.300	29.148	1:05.448 (2)	80.08	0.369	09:19:20.871	
7 -	37.808	30.219	1:08.027	77.05	2.948	09:20:28.898	
8 -	37.139	29.423	1:06.562	78.74	1.483	09:21:35.460	
9 -	36.825	29.473	1:06.298	79.06	1.219	09:22:41.758	

BMCRC - MRO Championships 2024 - Rnd 2 @ Pembrey

DART MRO 600 inc Clubman 600 & GP2/EVO

QUALIFYING - SECTOR ANALYSIS



SECTOR 1 = FL to I1, SECTOR 2 = I1 to FL, DIFF = Difference To Personal Best Lap, P = Crossed Finish Line in Pit Lane, D = Time Disallowed

P17 98 C		Christopher SWYER		-			
IDEAL LAP TIME : 1:05.304		BEST LAP TIME : 1:05.424		DIFFERENCE : 0.120			
LAP	SECTOR 1	SECTOR 2	LAP TIME	MPH	DIFF	TIME OF DAY	
1 -	44.244	31.726	1:15.970	68.99	10.546	09:14:00.514	
2 -	39.488	31.332	1:10.820	74.01	5.396	09:15:11.334	
3 -	37.991	29.508	1:07.499	77.65	2.075	09:16:18.833	
4 -	37.865	29.271	1:07.136	78.07	1.712	09:17:25.969	
5 -	37.521	29.226	1:06.747	78.52	1.323	09:18:32.716	
6 -	37.845	29.307	1:07.152	78.05	1.728	09:19:39.868	
7 -	37.701	29.000	1:06.701 (3)	78.58	1.277	09:20:46.569	
8 -	36.747	28.813	1:05.560 (2)	79.95	0.136	09:21:52.129	
9 -	36.491	28.933	1:05.424 (1)	80.11		09:22:57.553	

P18 910 C		Harry GOWER		Triumph DAYTONA 675 - RG Racing			
IDEAL LAP TIME : 1:05.874		BEST LAP TIME : 1:05.917		DIFFERENCE : 0.043			
LAP	SECTOR 1	SECTOR 2	LAP TIME	MPH	DIFF	TIME OF DAY	
1 -	48.486	34.182	1:22.668	63.40	16.751	09:14:07.992	
2 -	41.219	31.476	1:12.695	72.10	6.778	09:15:20.687	
3 -	39.209	30.080	1:09.289	75.64	3.372	09:16:29.976	
4 -	39.006	30.364	1:09.370	75.56	3.453	09:17:39.346	
5 -	37.709	29.127	1:06.836	78.42	0.919	09:18:46.182	
6 -	37.480	29.077	1:06.557 (3)	78.75	0.640	09:19:52.739	
7 -	37.507	29.122	1:06.629	78.66	0.712	09:20:59.368	
8 -	36.963	28.954	1:05.917 (1)	79.51		09:22:05.285	
9 -	37.263	28.911	1:06.174 (2)	79.20	0.257	09:23:11.459	

P19 32		James ROBINSON		Yamaha R6 -			
IDEAL LAP TIME : 1:05.817		BEST LAP TIME : 1:06.241		DIFFERENCE : 0.424			
LAP	SECTOR 1	SECTOR 2	LAP TIME	MPH	DIFF	TIME OF DAY	
1 -	41.834	31.553	1:13.387	71.42	7.146	09:13:57.674	
2 -	38.428	29.651	1:08.079	76.99	1.838	09:15:05.753	
3 -	37.483	28.799	1:06.282 (3)	79.08	0.041	09:16:12.035	
4 -	37.200	29.041	1:06.241 (1)	79.12		09:17:18.276	
5 -	37.378	29.152	1:06.530	78.78	0.289	09:18:24.806	
6 -	37.447	29.627	1:07.074	78.14	0.833	09:19:31.880	
7 -	37.491	29.247	1:06.738	78.53	0.497	09:20:38.618	
8 -	37.294	28.949	1:06.243 (2)	79.12	0.002	09:21:44.861	
9 -	37.018	31.403	1:08.421	76.60	2.180	09:22:53.282	

P20 115 C		Brian MAHER		Yamaha R6 - Spraytech /Espresso Solutions			
IDEAL LAP TIME : 1:06.455		BEST LAP TIME : 1:06.455		DIFFERENCE : 0.000			
LAP	SECTOR 1	SECTOR 2	LAP TIME	MPH	DIFF	TIME OF DAY	
1 -	41.544	30.593	1:12.137	72.66	5.682	09:13:49.602	
2 -	38.362	29.216	1:07.578	77.56	1.123	09:14:57.180	
3 -	37.870	29.346	1:07.216	77.98	0.761	09:16:04.396	
4 -	37.452	29.429	1:06.881 (2)	78.37	0.426	09:17:11.277	
5 -	38.871	29.567	1:08.438	76.58	1.983	09:18:19.715	
6 -	37.668	29.260	1:06.928 (3)	78.31	0.473	09:19:26.643	
7 -	37.360	29.095	1:06.455 (1)	78.87		09:20:33.098	
8 -	37.650	IN PIT	1:27.529 P	59.88	21.074	09:22:00.627	

BMCRC - MRO Championships 2024 - Rnd 2 @ Pembrey

DART MRO 600 inc Clubman 600 & GP2/EVO

QUALIFYING - SECTOR ANALYSIS



SECTOR 1 = FL to I1, SECTOR 2 = I1 to FL, DIFF = Difference To Personal Best Lap, P = Crossed Finish Line in Pit Lane, D = Time Disallowed

P21 991 C		Aled EVANS		- No sponsor			
IDEAL LAP TIME : 1:06.394		BEST LAP TIME : 1:06.683		DIFFERENCE : 0.289			
LAP	SECTOR 1	SECTOR 2	LAP TIME	MPH	DIFF	TIME OF DAY	
1 -	42.561	30.467	1:13.028	71.77	6.345	09:13:55.556	
2 -	38.751	29.461	1:08.212	76.84	1.529	09:15:03.768	
3 -	38.064	29.263	1:07.327	77.85	0.644	09:16:11.095	
4 -	37.445	29.426	1:06.871 (2)	78.38	0.188	09:17:17.966	
5 -	37.131	29.552	1:06.683 (1)	78.60		09:18:24.649	
6 -	37.754	29.658	1:07.412	77.75	0.729	09:19:32.061	
7 -	37.619	29.605	1:07.224 (3)	77.97	0.541	09:20:39.285	
8 -	37.496	IN PIT	1:23.359 P	62.87	16.676	09:22:02.644	

P22 64 C		Jack ALLAN		Yamaha R6 - Yours truly			
IDEAL LAP TIME : 1:08.168		BEST LAP TIME : 1:08.168		DIFFERENCE : 0.000			
LAP	SECTOR 1	SECTOR 2	LAP TIME	MPH	DIFF	TIME OF DAY	
1 -	43.725	32.913	1:16.638	68.39	8.470	09:14:36.282	
2 -	40.090	31.994	1:12.084	72.71	3.916	09:15:48.366	
3 -	39.259	31.297	1:10.556	74.28	2.388	09:16:58.922	
4 -	38.467	31.708	1:10.175	74.69	2.007	09:18:09.097	
5 -	38.947	30.974	1:09.921	74.96	1.753	09:19:19.018	
6 -	38.154	30.855	1:09.009 (2)	75.95	0.841	09:20:28.027	
7 -	38.686	30.385	1:09.071 (3)	75.88	0.903	09:21:37.098	
8 -	37.854	30.314	1:08.168 (1)	76.89		09:22:45.266	

P23 84 C		George HIGGINS		Yamaha R6 - Aztec Racing			
IDEAL LAP TIME : 1:08.261		BEST LAP TIME : 1:08.661		DIFFERENCE : 0.400			
LAP	SECTOR 1	SECTOR 2	LAP TIME	MPH	DIFF	TIME OF DAY	
1 -	39.518	30.809	1:10.327	74.53	1.666	09:14:29.698	
2 -	38.584	31.105	1:09.689	75.21	1.028	09:15:39.387	
3 -	38.110	30.564	1:08.674 (2)	76.32	0.013	09:16:48.061	
4 -	38.116	30.680	1:08.796	76.19	0.135	09:17:56.857	
5 -	38.510	30.151	1:08.661 (1)	76.34		09:19:05.518	
6 -	38.757	30.654	1:09.411	75.51	0.750	09:20:14.929	
7 -	38.533	30.251	1:08.784 (3)	76.20	0.123	09:21:23.713	
8 -	38.425	31.515	1:09.940	74.94	1.279	09:22:33.653	

P24 143		Dale BREW		Triumph DAYTONA 675 - AMR Limited			
IDEAL LAP TIME : 1:10.845		BEST LAP TIME : 1:11.517		DIFFERENCE : 0.672			
LAP	SECTOR 1	SECTOR 2	LAP TIME	MPH	DIFF	TIME OF DAY	
1 -	45.152	32.767	1:17.919	67.26	6.402	09:14:02.983	
2 -	41.627	31.943	1:13.570	71.24	2.053	09:15:16.553	
3 -	41.336	31.545	1:12.881	71.91	1.364	09:16:29.434	
4 -	41.118	31.898	1:13.016	71.78	1.499	09:17:42.450	
5 -	39.989	32.392	1:12.381 (3)	72.41	0.864	09:18:54.831	
6 -	40.469	31.048	1:11.517 (1)	73.29		09:20:06.348	
7 -	40.876	31.961	1:12.837	71.96	1.320	09:21:19.185	
8 -	41.137	30.856	1:11.993 (2)	72.80	0.476	09:22:31.178	

P25 10 C		Ian LAURIE		Triumph DAYTONA -			
IDEAL LAP TIME : 1:13.329		BEST LAP TIME : 1:13.381		DIFFERENCE : 0.052			
LAP	SECTOR 1	SECTOR 2	LAP TIME	MPH	DIFF	TIME OF DAY	
1 -	44.441	33.518	1:17.959	67.23	4.578	09:13:59.092	
2 -	40.424	32.957	1:13.381 (1)	71.42		09:15:12.473	
3 -	41.353	32.905	1:14.258	70.58	0.877	09:16:26.731	
4 -	40.505	33.297	1:13.802 (2)	71.02	0.421	09:17:40.533	
5 -	40.950	33.163	1:14.113 (3)	70.72	0.732	09:18:54.646	
6 -	42.978	32.971	1:15.949	69.01	2.568	09:20:10.595	
7 -	43.629	33.992	1:17.621	67.52	4.240	09:21:28.216	
8 -	43.381	33.255	1:16.636	68.39	3.255	09:22:44.852	

BMCRC - MRO Championships 2024 - Rnd 2 @ Pembrey

DART MRO 600 inc Clubman 600 & GP2/EVO

QUALIFYING - SECTOR ANALYSIS



SECTOR 1 = FL to I1, SECTOR 2 = I1 to FL, DIFF = Difference To Personal Best Lap, P = Crossed Finish Line in Pit Lane, D = Time Disallowed

P26 395 C		William NICHOLLS		Yamaha R6 - Will Nicholls Farriery			
IDEAL LAP TIME : 1:19.637		BEST LAP TIME : 1:20.313		DIFFERENCE : 0.676			
LAP	SECTOR 1	SECTOR 2	LAP TIME	MPH	DIFF	TIME OF DAY	
1 -	51.646	40.060	1:31.706	57.15	11.393	09:14:16.154	
2 -	49.420	37.701	1:27.121	60.16	6.808	09:15:43.275	
3 -	46.931	35.726	1:22.657	63.41	2.344	09:17:05.932	
4 -	46.981	35.363	1:22.344 (2)	63.65	2.031	09:18:28.276	
5 -	46.555	36.033	1:22.588	63.46	2.275	09:19:50.864	
6 -	45.159	37.221	1:22.380 (3)	63.62	2.067	09:21:13.244	
7 -	45.835	34.478	1:20.313 (1)	65.26		09:22:33.557	

BMCRC - MRO Championships 2024 - Rnd 2 @ Pembrey

DART MRO 600 inc Clubman 600 & GP2/EVO

QUALIFYING - BEST SECTORS

SECTOR 1			SECTOR 2			IDEAL / BEST COMPARISON						
POS	NO	NAME	TIME	NO	NAME	TIME	POS	NO	NAME	IDEAL	BEST	DIFF
									PERFECT LAP	1:00.386		
1	125	JONES	33.936	125	JONES	26.450	1	125	JONES	1:00.386	1:00.601	0.215
2	3	LAMBDEN	34.223	3	LAMBDEN	26.847	2	3	LAMBDEN	1:01.070	1:01.070	0.000
3	5	MACRAE	34.272	1	FOWLE	26.935	3	1	FOWLE	1:01.306	1:01.574	0.268
4	1	FOWLE	34.371	531	KOURTI	26.986	4	5	MACRAE	1:01.511	1:01.511	0.000
5	39	MONK	34.378	5	MACRAE	27.239	5	91	HIRST	1:01.652	1:01.895	0.243
6	91	HIRST	34.411	91	HIRST	27.241	6	39	MONK	1:01.682	1:02.339	0.657
7	80	CREASEY	34.741	35	DICKINSON	27.253	7	531	KOURTI	1:01.880	1:02.035	0.155
8	531	KOURTI	34.894	80	CREASEY	27.304	8	80	CREASEY	1:02.045	1:02.045	0.000
9	49	BURCHELL	35.134	39	MONK	27.304	9	35	DICKINSON	1:02.742	1:02.742	0.000
10	78	POVAH	35.258	81	McMULLAN	27.550	10	49	BURCHELL	1:02.790	1:03.003	0.213
11	81	McMULLAN	35.358	28	WALKER	27.595	11	78	POVAH	1:02.877	1:02.877	0.000
12	28	WALKER	35.464	78	POVAH	27.619	12	81	McMULLAN	1:02.908	1:02.908	0.000
13	35	DICKINSON	35.489	49	BURCHELL	27.656	13	28	WALKER	1:03.059	1:03.059	0.000
14	74	VAUGHAN	35.864	67	ANSELL	28.726	14	74	VAUGHAN	1:04.657	1:04.762	0.105
15	54	ANDERTON	36.091	74	VAUGHAN	28.793	15	67	ANSELL	1:04.819	1:04.954	0.135
16	67	ANSELL	36.093	32	ROBINSON	28.799	16	54	ANDERTON	1:05.079	1:05.079	0.000
17	98	SWYER	36.491	98	SWYER	28.813	17	98	SWYER	1:05.304	1:05.424	0.120
18	910	GOWER	36.963	910	GOWER	28.911	18	32	ROBINSON	1:05.817	1:06.241	0.424
19	32	ROBINSON	37.018	54	ANDERTON	28.988	19	910	GOWER	1:05.874	1:05.917	0.043
20	991	EVANS	37.131	115	MAHER	29.095	20	991	EVANS	1:06.394	1:06.683	0.289
21	115	MAHER	37.360	991	EVANS	29.263	21	115	MAHER	1:06.455	1:06.455	0.000
22	64	ALLAN	37.854	84	HIGGINS	30.151	22	64	ALLAN	1:08.168	1:08.168	0.000
23	84	HIGGINS	38.110	64	ALLAN	30.314	23	84	HIGGINS	1:08.261	1:08.661	0.400
24	143	BREW	39.989	143	BREW	30.856	24	143	BREW	1:10.845	1:11.517	0.672
25	10	LAURIE	40.424	10	LAURIE	32.905	25	10	LAURIE	1:13.329	1:13.381	0.052
26	395	NICHOLLS	45.159	395	NICHOLLS	34.478	26	395	NICHOLLS	1:19.637	1:20.313	0.676

BMCRC - MRO Championships 2024 - Rnd 2 @ Pembrey

DART MRO 600 inc Clubman 600 & GP2/EVO

QUALIFYING - STATISTICS

Competitors Started	26
Planned Start	2024-04-13 @ 09:12:00.000
Actual Start	2024-04-13 @ 09:12:22.621
Finish Time	2024-04-13 @ 09:22:25.313
Track Length	1.4560mi.
Total Laps	232
Total Distance Covered	337.7920mi.

Session Fastest Lap History

NO	CL	NAME	LAP TIME	TIME OF DAY	LAP	VEHICLE
5		Luke MACRAE	1:04.500	09:13:37.712	1	Triumph 765
5		Luke MACRAE	1:02.813	09:14:40.525	2	Triumph 765
1		Harry FOWLE	1:02.397	09:14:41.319	2	Yamaha R6
5		Luke MACRAE	1:01.937	09:16:46.196	4	Triumph 765
3		Joey LAMB DEN	1:01.487	09:17:27.875	4	Kawasaki 636
125		Lewis JONES	1:00.684	09:17:48.365	3	Kawasaki ZX6R
125		Lewis JONES	1:00.640	09:19:51.221	5	Kawasaki ZX6R
125		Lewis JONES	1:00.601	09:20:51.822	6	Kawasaki ZX6R

Flag History

TYPE	TIME OF DAY
GREEN	09:12:22.621
FINISH	09:22:25.313

Flag Statistics

TYPE	COUNT	TOTAL LAPS	TOTAL TIME
Green	1	10	11:25.045
Red	0	0	0.000
Safety Car	0	0	0.000
FCY	0	0	0.000

BMCRC - MRO Championships 2024 - Rnd 2 @ Pembrey

DART MRO 600 inc Clubman 600 & GP2/EVO

QUALIFYING - STATISTICS

CLASS :

12 Starters

Fastest Lap History

NO	NAME	LAP TIME	TIME OF DAY	LAP	VEHICLE
5	Luke MACRAE	1:04.500	09:13:37.712	1	Triumph 765
5	Luke MACRAE	1:02.813	09:14:40.525	2	Triumph 765
1	Harry FOWLE	1:02.397	09:14:41.319	2	Yamaha R6
5	Luke MACRAE	1:01.937	09:16:46.196	4	Triumph 765
3	Joey LAMB DEN	1:01.487	09:17:27.875	4	Kawasaki 636
125	Lewis JONES	1:00.684	09:17:48.365	3	Kawasaki ZX6R
125	Lewis JONES	1:00.640	09:19:51.221	5	Kawasaki ZX6R
125	Lewis JONES	1:00.601	09:20:51.822	6	Kawasaki ZX6R

BMCRC - MRO Championships 2024 - Rnd 2 @ Pembrey

DART MRO 600 inc Clubman 600 & GP2/EVO

QUALIFYING - STATISTICS

CLASS : C

14 Starters

Fastest Lap History

NO	NAME	LAP TIME	TIME OF DAY	LAP	VEHICLE
28	Tom WALKER	1:06.340	09:13:40.900	1	Yamaha R6
39	Aaron MONK	1:05.485	09:13:40.957	1	Kawasaki NINJA 636
39	Aaron MONK	1:03.331	09:14:44.310	2	Kawasaki NINJA 636
39	Aaron MONK	1:02.486	09:15:46.795	3	Kawasaki NINJA 636
39	Aaron MONK	1:02.339	09:16:49.135	4	Kawasaki NINJA 636
531	Jake KOURTI	1:02.035	09:22:15.909	9	Yamaha R6



BMCRC - MRO Championships 2024 - Rnd 2 @ Pembrey

DART MRO 600 inc Clubman 600 & GP2/EVO

RACE 2 - GRID (8 Laps)

ROW 9	27	165	Frank MONTINI	1:20.313	26	395	William NICHOLLS	1:13.381	25	10	Ian LAURIE
ROW 8	24	143	Dale BREW	1:11.517	23	84	George HIGGINS	1:08.661	22	64	Jack ALLAN
ROW 7	21	991	Aled EVANS	1:06.683	20	115	Brian MAHER	1:06.455	19	32	James ROBINSON
ROW 6	18	910	Harry GOWER	1:05.917	17	98	Christopher SWYER	1:05.424	16	54	Jake ANDERTON
ROW 5	15	67	Edward ANSELL	1:04.954	14	74	Tom VAUGHAN	1:04.762	13	28	Tom WALKER
ROW 4	12	49	William BURCHELL	1:03.003	11	81	Fred McMULLAN	1:02.908	10	78	Keith POVAH
ROW 3	9	35	Kai DICKINSON	1:02.742	8	39	Aaron MONK	1:02.339	7	80	Morgan CREASEY
ROW 2	6	531	Jake KOURTI	1:02.035	5	91	Sam HIRST	1:01.895	4	1	Harry FOWLE
ROW 1	3	5	Luke MACRAE	1:01.511	2	3	Joey LAMB DEN	1:01.070	1	125	Lewis JONES
Pole											

These results are provisional until the conclusion of any judicial and technical matters.

Pembrey National: 1.4560 miles

Clerk Of Course:	Stewards:	Timekeeper:	<i>Craig Smith</i>	
------------------	-----------	-------------	--------------------	--

Results can be found at www.tsl-timing.com

Printed - 09:25 Saturday, 13 April 2024





BMCRC - MRO Championships 2024 - Rnd 2 @ Pembrey

DART MRO 600 inc Clubman 600 & GP2/EVO

RACE 2 - CLASSIFICATION

Race Distance: 8 Laps / 11.64 miles

POS	NO	CL	PIC	NAME	ENTRY	LAPS	TIME	GAP	DIFF	MPH	BEST	ON	GRD	↑↓
1	80		1	Morgan CREASEY	Yamaha R6 - Warics Ltd	8	8:51.864			78.84	1:04.574	4	7	6
2	125		2	Lewis JONES	Kawasaki ZX6R - BMW autoscan	8	8:52.409	0.545	0.545	78.76	1:05.056	8	1	-1
3	91		3	Sam HIRST	Kawasaki ZX-636 - Team Valley Racing	8	8:52.547	0.683	0.138	78.74	1:04.935	8	5	2
4	3		4	Joey LAMBDEN	Kawasaki 636 -	8	8:53.016	1.152	0.469	78.67	1:04.790	6	2	-2
5	1		5	Harry FOWLE	Yamaha R6 - HF Refinishing Racing	8	8:56.114	4.250	3.098	78.21	1:05.041	6	4	-1
6	5		6	Luke MACRAE	Triumph 765 - Bournephoto.co.uk	8	9:03.824	11.960	7.710	77.10	1:05.756	8	3	-3
7	39	C	1	Aaron MONK	Kawasaki NINJA 636 - flyaspiffire.co.uk	8	9:05.864	14.000	2.040	76.81	1:05.876	8	8	1
8	81		7	Fred McMULLAN	Kawasaki ZX636 - Orwell Motorcycles ipswich	8	9:06.605	14.741	0.741	76.71	1:06.309	7	11	3
9	98	C	2	Christopher SWYER	-	8	9:11.756	19.892	5.151	75.99	1:07.045	5	17	8
10	78		8	Keith POVAH	Yamaha R6 - @crap.sack give us a follow!	8	9:12.046	20.182	0.290	75.95	1:06.837	8	10	0
11	531	C	3	Jake KOURTI	Yamaha R6 - Red Mist Ltd/ GK Tree Surgeons Ltd/JWG Mot	8	9:12.540	20.676	0.494	75.89	1:05.427	8	6	-5
12	35		9	Kai DICKINSON	Kawasaki ZX636 -	8	9:13.900	22.036	1.360	75.70	1:06.999	5	9	-3
13	54	C	4	Jake ANDERTON	Yamaha R6 - Hunter Racing	8	9:14.487	22.623	0.587	75.62	1:07.033	7	16	3
14	115	C	5	Brian MAHER	Yamaha R6 - Spraytech /Espresso Solutions	8	9:16.600	24.736	2.113	75.33	1:06.517	8	20	6
15	67	C	6	Edward ANSELL	Triumph 675 - E a Ansell contractors	8	9:22.745	30.881	6.145	74.51	1:06.674	5	15	0
16	910	C	7	Harry GOWER	Triumph DAYTONA 675 - RG Racing	8	9:22.815	30.951	0.070	74.50	1:07.966	4	18	2
17	32		10	James ROBINSON	Yamaha R6 -	8	9:22.944	31.080	0.129	74.48	1:08.102	3	19	2
18	991	C	8	Aled EVANS	- No sponsor	8	9:25.366	33.502	2.422	74.16	1:07.613	7	21	3
19	74	C	9	Tom VAUGHAN	Yamaha R6 - Lamonde Automation Ltd, Smiths Mechanical &	8	9:34.956	43.092	9.590	72.93	1:08.969	3	14	-5
20	28	C	10	Tom WALKER	Yamaha R6 - TRW Racing	8	9:36.201	44.337	1.245	72.77	1:06.932	4	13	-7
21	49		11	William BURCHELL	Yamaha R6 - SWB Racing / RWEC / SRA / Canopy Pro	8	9:36.286	44.422	0.085	72.76	1:09.059	3	12	-9
22	64	C	11	Jack ALLAN	Yamaha R6 - Yours truly	8	9:39.313	47.449	3.027	72.38	1:09.481	5	22	0
23	84	C	12	George HIGGINS	Yamaha R6 - Aztec Racing	8	10:07.189	1:15.325	27.876	69.06	1:12.148	7	23	0
24	10	C	13	Ian LAURIE	Triumph DAYTONA -	7	9:02.586	1 Lap	1 Lap	67.62	1:15.648	3	25	1
25	395	C	14	William NICHOLLS	Yamaha R6 - Will Nicholls Farriery	7	9:54.902	1 Lap	52.316	61.67	1:22.336	2	26	1

NOT CLASSIFIED

DNF	143			Dale BREW	Triumph DAYTONA 675 - AMR Limited	7	8:32.249	1 Lap		71.62	1:10.367	7	24	
-----	-----	--	--	-----------	-----------------------------------	---	----------	-------	--	-------	----------	---	----	--

FASTEST LAP

	80			Morgan CREASEY	Yamaha R6 - Warics Ltd	4	1:04.574			81.17 mph			130.63 kph	
	531	C		Jake KOURTI	Yamaha R6 - Red Mist Ltd/ GK Tree Surgeons Ltd/JWG Mot	8	1:05.427			80.11 mph			128.93 kph	

Comments:

Class - 92.5% of Race Speed = 72.92 mph
 Class C - 92.5% of Race Speed = 71.04 mph

Weather / Track : Cloudy / Dry

Date: 13/04/2024 Start: 11:32 Finish: 11:41

These results are provisional until the conclusion of any judicial and technical matters.

Pembrey National: 1.4560 miles

Clerk Of Course:	Stewards:	Timekeeper:	<i>Craig Smith</i>	
------------------	-----------	-------------	--------------------	--

Results can be found at www.tsl-timing.com

Printed - 11:43 Saturday, 13 April 2024



BMCRC - MRO Championships 2024 - Rnd 2 @ Pembrey

DART MRO 600 inc Clubman 600 & GP2/EVO

RACE 2 - LAP CHART

LAP 1 @ 11:33:39.943

NO	BEHIND	LAP TIME
5		1:12.787
125	0.092	1:12.879
1	0.141	1:12.928
91	0.449	1:13.236
3	0.789	1:13.576
80	1.454	1:14.241
39	2.760	1:15.547
35	3.197	1:15.984
78	3.556	1:16.343
81	4.385	1:17.172
98	5.079	1:17.866
531	5.249	1:18.036
32	5.346	1:18.133
28	5.932	1:18.719
54	6.046	1:18.833
49	6.952	1:19.739
74	7.037	1:19.824
910	7.171	1:19.958
115	7.279	1:20.066
67	7.569	1:20.356
143	8.633	1:21.420
64	8.718	1:21.505
991	9.664	1:22.451
84	12.290	1:25.077
10	12.829	1:25.616
395	20.151	1:32.938

LAP 2 @ 11:34:46.845

NO	BEHIND	LAP TIME
1		1:06.761
125	0.056	1:06.866
91	0.614	1:07.067
5	1.439	1:08.341
3	1.519	1:07.632
80	1.600	1:07.048
39	4.550	1:08.692
78	5.596	1:08.942
35	5.684	1:09.389
81	5.894	1:08.411
32	6.575	1:08.131
98	7.177	1:09.000
54	7.513	1:08.369
531	8.393	1:10.046
28	8.475	1:09.445
910	9.075	1:08.806
74	9.303	1:09.168
49	9.816	1:09.766
115	10.070	1:09.693
67	10.563	1:09.896
64	12.648	1:10.832
143	14.421	1:12.690
991	14.610	1:11.848
84	21.075	1:15.687
10	22.150	1:16.223
395	35.585	1:22.336

LAP 3 @ 11:35:52.398

NO	BEHIND	LAP TIME
125		1:05.497
91	1.078	1:06.017
1	1.373	1:06.926
3	1.693	1:05.727

80	1.787	1:05.740
5	4.433	1:08.547
39	7.245	1:08.248
35	8.096	1:07.965
81	8.303	1:07.962
78	8.662	1:08.619
32	9.124	1:08.102
98	9.186	1:07.562
54	10.144	1:08.184
28	11.518	1:08.596
531	11.884	1:09.044
910	12.442	1:08.920
74	12.719	1:08.969
115	13.293	1:08.776
49	13.322	1:09.059
67	13.740	1:08.730
64	16.926	1:09.831
991	18.221	1:09.164
143	20.384	1:11.516
84	31.353	1:15.831
10	32.245	1:15.648
395	53.054	1:23.022

LAP 4 @ 11:36:57.744

NO	BEHIND	LAP TIME
125		1:05.346
91	0.859	1:05.127
80	1.015	1:04.574
3	1.790	1:05.443
1	2.136	1:06.109
5	7.455	1:08.368
39	8.929	1:07.030
81	9.560	1:06.603
35	9.860	1:07.110
78	10.509	1:07.193
98	10.937	1:07.097
32	12.623	1:08.845
54	12.807	1:08.009
28	13.104	1:06.932
531	13.975	1:07.437
910	15.062	1:07.966
115	15.901	1:07.954
74	17.161	1:09.788
67	17.917	1:09.523
49	19.004	1:11.028
991	21.955	1:09.080
64	23.870	1:12.290
143	28.974	1:13.936
84	40.816	1:14.809
10	43.736	1:16.837

LAP 5 @ 11:38:03.327

NO	BEHIND	LAP TIME
125		1:05.583
80	0.135	1:04.703
91	1.337	1:06.061
3	1.704	1:05.497
1	2.895	1:06.342
395	1 Lap	1:24.046
5	9.309	1:07.437
39	10.527	1:07.181
81	10.737	1:06.760
35	11.276	1:06.999
78	11.993	1:07.067
98	12.399	1:07.045

54	15.733	1:08.509
28	16.000	1:08.479
32	16.088	1:09.048
531	16.386	1:07.994
115	17.342	1:07.024
910	18.319	1:08.840
67	19.008	1:06.674
74	23.458	1:11.880
49	23.910	1:10.489
991	24.118	1:07.746
64	27.768	1:09.481
143	34.532	1:11.141
84	49.282	1:14.049
10	54.186	1:16.033

LAP 6 @ 11:39:08.665

NO	BEHIND	LAP TIME
80		1:05.203
125	0.321	1:05.659
91	1.078	1:05.079
3	1.156	1:04.790
1	2.598	1:05.041
5	10.319	1:06.348
39	12.068	1:06.879
81	12.339	1:06.940
35	14.861	1:08.923
98	14.989	1:07.928
78	15.276	1:08.621
54	18.610	1:08.215
531	19.418	1:08.370
28	19.774	1:09.112
32	20.952	1:10.202
115	21.031	1:09.027
910	21.788	1:08.807
67	21.925	1:08.255
395	1 Lap	1:22.779
991	28.267	1:09.487
74	29.452	1:11.332
49	29.606	1:11.034
64	34.768	1:12.338
143	40.373	1:11.179
84	57.597	1:13.653
10	1:05.421	1:16.573

LAP 7 @ 11:40:14.169

NO	BEHIND	LAP TIME
80		1:05.504
125	0.340	1:05.523
91	0.599	1:05.025
3	0.919	1:05.267
1	3.143	1:06.049
5	11.055	1:06.240
39	12.975	1:06.411
81	13.144	1:06.309
98	17.412	1:07.927
35	17.877	1:08.520
78	18.196	1:08.424
531	20.100	1:06.186
54	20.139	1:07.033
115	23.070	1:07.543
910	25.656	1:09.372
32	25.803	1:10.355
67	26.302	1:09.881
28	26.588	1:12.318
991	30.376	1:07.613

LAP 8 @ 11:41:19.020

NO	BEHIND	LAP TIME
80		1:04.851
125	0.545	1:05.056
91	0.683	1:04.935
3	1.152	1:05.084
1	4.250	1:05.958
10	1 Lap	1:15.656
5	11.960	1:05.756
39	14.000	1:05.876
81	14.741	1:06.448
98	19.892	1:07.331
78	20.182	1:06.837
531	20.676	1:05.427
35	22.036	1:09.010
54	22.623	1:07.335
115	24.736	1:06.517
67	30.881	1:09.430
910	30.951	1:10.146
32	31.080	1:10.128
991	33.502	1:07.977
74	43.092	1:12.394
28	44.337	1:22.600
49	44.422	1:13.180
64	47.449	1:10.088
395	1 Lap	1:24.866
84	1:15.325	1:15.935

BMCRC - MRO Championships 2024 - Rnd 2 @ Pembrey

DART MRO 600 inc Clubman 600 & GP2/EVO

RACE 2 - POSITION CHART

No	Name	Lap Pos								
			1	2	3	4	5	6	7	8
125	JONES	1	5	1	125	125	125	80	80	80
3	LAMB DEN	2	125	125	91	91	80	125	125	125
5	MACRAE	3	1	91	1	80	91	91	91	91
1	FOWLE	4	91	5	3	3	3	3	3	3
91	HIRST	5	3	3	80	1	1	1	1	1
531	KOURTI	6	80	80	5	5	5	5	5	5
80	CREASEY	7	39	39	39	39	39	39	39	39
39	MONK	8	35	78	35	81	81	81	81	81
35	DICKINSON	9	78	35	81	35	35	35	98	98
78	POVAH	10	81	81	78	78	78	98	35	78
81	McMULLAN	11	98	32	32	98	98	78	78	531
49	BURCHELL	12	531	98	98	32	54	54	531	35
28	WALKER	13	32	54	54	54	28	531	54	54
74	VAUGHAN	14	28	531	28	28	32	28	115	115
67	ANSELL	15	54	28	531	531	531	32	910	67
54	ANDERTON	16	49	910	910	910	115	115	32	910
98	SWYER	17	74	74	74	115	910	910	67	32
910	GOWER	18	910	49	115	74	67	67	28	991
32	ROBINSON	19	115	115	49	67	74	991	991	74
115	MAHER	20	67	67	67	49	49	74	74	28
991	EVANS	21	143	64	64	991	991	49	49	49
64	ALLAN	22	64	143	991	64	64	64	64	64
84	HIGGINS	23	991	991	143	143	143	143	143	84
143	BREW	24	84	84	84	84	84	84	84	84
10	LAURIE	25	10	10	10	10	10	10	10	10
395	NICHOLLS	26	395	395	395	395	395	395	395	395

BMCRC - MRO Championships 2024 - Rnd 2 @ Pembrey

DART MRO 600 inc Clubman 600 & GP2/EVO

RACE 2 - SECTOR ANALYSIS



SECTOR 1 = FL to I1, SECTOR 2 = I1 to FL, DIFF = Difference To Personal Best Lap, P = Crossed Finish Line in Pit Lane, D = Time Disallowed

P1 80		Morgan CREASEY		Yamaha R6 - Warics Ltd		
IDEAL LAP TIME : 1:04.409		BEST LAP TIME : 1:04.574		DIFFERENCE : 0.165		
LAP	SECTOR 1	SECTOR 2	LAP TIME	MPH	DIFF	TIME OF DAY
1 -		29.336	1:14.241	70.60	9.667	11:33:41.397
2 -	37.710	29.338	1:07.048	78.17	2.474	11:34:48.445
3 -	37.220	28.520	1:05.740	79.73	1.166	11:35:54.185
4 -	35.965	28.609	1:04.574 (1)	81.17		11:36:58.759
5 -	36.016	28.687	1:04.703 (2)	81.01	0.129	11:38:03.462
6 -	36.393	28.810	1:05.203	80.38	0.629	11:39:08.665
7 -	36.582	28.922	1:05.504	80.01	0.930	11:40:14.169
8 -	36.407	28.444	1:04.851 (3)	80.82	0.277	11:41:19.020

P2 125		Lewis JONES		Kawasaki ZX6R - BMW autoscan		
IDEAL LAP TIME : 1:04.945		BEST LAP TIME : 1:05.056		DIFFERENCE : 0.111		
LAP	SECTOR 1	SECTOR 2	LAP TIME	MPH	DIFF	TIME OF DAY
1 -		29.476	1:12.879	71.92	7.823	11:33:40.035
2 -	37.820	29.046	1:06.866	78.38	1.810	11:34:46.901
3 -	37.046	28.451	1:05.497 (3)	80.02	0.441	11:35:52.398
4 -	36.781	28.565	1:05.346 (2)	80.21	0.290	11:36:57.744
5 -	36.640	28.943	1:05.583	79.92	0.527	11:38:03.327
6 -	37.237	28.422	1:05.659	79.83	0.603	11:39:08.986
7 -	36.967	28.556	1:05.523	79.99	0.467	11:40:14.509
8 -	36.523	28.533	1:05.056 (1)	80.57		11:41:19.565

P3 91		Sam HIRST		Kawasaki ZX-636 - Team Valley Racing		
IDEAL LAP TIME : 1:04.810		BEST LAP TIME : 1:04.935		DIFFERENCE : 0.125		
LAP	SECTOR 1	SECTOR 2	LAP TIME	MPH	DIFF	TIME OF DAY
1 -		30.277	1:13.236	71.57	8.301	11:33:40.392
2 -	37.970	29.097	1:07.067	78.15	2.132	11:34:47.459
3 -	36.985	29.032	1:06.017	79.39	1.082	11:35:53.476
4 -	36.274	28.853	1:05.127	80.48	0.192	11:36:58.603
5 -	36.517	29.544	1:06.061	79.34	1.126	11:38:04.664
6 -	36.525	28.554	1:05.079 (3)	80.54	0.144	11:39:09.743
7 -	36.340	28.685	1:05.025 (2)	80.60	0.090	11:40:14.768
8 -	36.399	28.536	1:04.935 (1)	80.72		11:41:19.703

P4 3		Joey LAMB DEN		Kawasaki 636 -		
IDEAL LAP TIME : 1:04.649		BEST LAP TIME : 1:04.790		DIFFERENCE : 0.141		
LAP	SECTOR 1	SECTOR 2	LAP TIME	MPH	DIFF	TIME OF DAY
1 -		30.336	1:13.576	71.24	8.786	11:33:40.732
2 -	37.800	29.832	1:07.632	77.50	2.842	11:34:48.364
3 -	37.083	28.644	1:05.727	79.74	0.937	11:35:54.091
4 -	36.717	28.726	1:05.443	80.09	0.653	11:36:59.534
5 -	36.005	29.492	1:05.497	80.02	0.707	11:38:05.031
6 -	36.034	28.756	1:04.790 (1)	80.90		11:39:09.821
7 -	36.389	28.878	1:05.267 (3)	80.31	0.477	11:40:15.088
8 -	36.211	28.873	1:05.084 (2)	80.53	0.294	11:41:20.172

P5 1		Harry FOWLE		Yamaha R6 - HF Refinishing Racing		
IDEAL LAP TIME : 1:05.041		BEST LAP TIME : 1:05.041		DIFFERENCE : 0.000		
LAP	SECTOR 1	SECTOR 2	LAP TIME	MPH	DIFF	TIME OF DAY
1 -		30.133	1:12.928	71.87	7.887	11:33:40.084
2 -	37.457	29.304	1:06.761	78.51	1.720	11:34:46.845
3 -	37.426	29.500	1:06.926	78.31	1.885	11:35:53.771
4 -	36.850	29.259	1:06.109	79.28	1.068	11:36:59.880
5 -	36.878	29.464	1:06.342	79.00	1.301	11:38:06.222
6 -	36.354	28.687	1:05.041 (1)	80.58		11:39:11.263
7 -	36.800	29.249	1:06.049 (3)	79.35	1.008	11:40:17.312
8 -	36.789	29.169	1:05.958 (2)	79.46	0.917	11:41:23.270

BMCRC - MRO Championships 2024 - Rnd 2 @ Pembrey

DART MRO 600 inc Clubman 600 & GP2/EVO

RACE 2 - SECTOR ANALYSIS



SECTOR 1 = FL to I1, SECTOR 2 = I1 to FL, DIFF = Difference To Personal Best Lap, P = Crossed Finish Line in Pit Lane, D = Time Disallowed

P6 5		Luke MACRAE		Triumph 765 - Bournephoto.co.uk		
IDEAL LAP TIME : 1:05.392		BEST LAP TIME : 1:05.756		DIFFERENCE : 0.364		
LAP	SECTOR 1	SECTOR 2	LAP TIME	MPH	DIFF	TIME OF DAY
1 -		30.308	1:12.787	72.01	7.031	11:33:39.943
2 -	38.251	30.090	1:08.341	76.69	2.585	11:34:48.284
3 -	37.939	30.608	1:08.547	76.46	2.791	11:35:56.831
4 -	37.827	30.541	1:08.368	76.66	2.612	11:37:05.199
5 -	37.674	29.763	1:07.437	77.72	1.681	11:38:12.636
6 -	37.126	29.222	1:06.348 (3)	79.00	0.592	11:39:18.984
7 -	36.701	29.539	1:06.240 (2)	79.13	0.484	11:40:25.224
8 -	36.170	29.586	1:05.756 (1)	79.71		11:41:30.980

P7 39 C		Aaron MONK		Kawasaki NINJA 636 - flyaspitfire.co.uk		
IDEAL LAP TIME : 1:05.876		BEST LAP TIME : 1:05.876		DIFFERENCE : 0.000		
LAP	SECTOR 1	SECTOR 2	LAP TIME	MPH	DIFF	TIME OF DAY
1 -		30.385	1:15.547	69.38	9.671	11:33:42.703
2 -	38.531	30.161	1:08.692	76.30	2.816	11:34:51.395
3 -	38.016	30.232	1:08.248	76.80	2.372	11:35:59.643
4 -	37.564	29.466	1:07.030	78.19	1.154	11:37:06.673
5 -	37.717	29.464	1:07.181	78.02	1.305	11:38:13.854
6 -	37.615	29.264	1:06.879 (3)	78.37	1.003	11:39:20.733
7 -	37.125	29.286	1:06.411 (2)	78.92	0.535	11:40:27.144
8 -	37.013	28.863	1:05.876 (1)	79.56		11:41:33.020

P8 81		Fred McMULLAN		Kawasaki ZX636 - Orwell Motorcycles ipswich		
IDEAL LAP TIME : 1:05.821		BEST LAP TIME : 1:06.309		DIFFERENCE : 0.488		
LAP	SECTOR 1	SECTOR 2	LAP TIME	MPH	DIFF	TIME OF DAY
1 -		30.605	1:17.172	67.92	10.863	11:33:44.328
2 -	38.468	29.943	1:08.411	76.61	2.102	11:34:52.739
3 -	38.456	29.506	1:07.962	77.12	1.653	11:36:00.701
4 -	37.335	29.268	1:06.603 (3)	78.69	0.294	11:37:07.304
5 -	37.169	29.591	1:06.760	78.51	0.451	11:38:14.064
6 -	37.557	29.383	1:06.940	78.30	0.631	11:39:21.004
7 -	36.972	29.337	1:06.309 (1)	79.04		11:40:27.313
8 -	36.553	29.895	1:06.448 (2)	78.88	0.139	11:41:33.761

P9 98 C		Christopher SWYER		-		
IDEAL LAP TIME : 1:06.970		BEST LAP TIME : 1:07.045		DIFFERENCE : 0.075		
LAP	SECTOR 1	SECTOR 2	LAP TIME	MPH	DIFF	TIME OF DAY
1 -		31.134	1:17.866	67.31	10.821	11:33:45.022
2 -	38.399	30.601	1:09.000	75.96	1.955	11:34:54.022
3 -	38.054	29.508	1:07.562	77.58	0.517	11:36:01.584
4 -	37.786	29.311	1:07.097 (2)	78.11	0.052	11:37:08.681
5 -	37.861	29.184	1:07.045 (1)	78.18		11:38:15.726
6 -	38.252	29.676	1:07.928	77.16	0.883	11:39:23.654
7 -	38.472	29.455	1:07.927	77.16	0.882	11:40:31.581
8 -	38.005	29.326	1:07.331 (3)	77.84	0.286	11:41:38.912

P10 78		Keith POVAH		Yamaha R6 - @crap.sack give us a follow!		
IDEAL LAP TIME : 1:06.709		BEST LAP TIME : 1:06.837		DIFFERENCE : 0.128		
LAP	SECTOR 1	SECTOR 2	LAP TIME	MPH	DIFF	TIME OF DAY
1 -		30.075	1:16.343	68.65	9.506	11:33:43.499
2 -	38.823	30.119	1:08.942	76.02	2.105	11:34:52.441
3 -	38.984	29.635	1:08.619	76.38	1.782	11:36:01.060
4 -	37.585	29.608	1:07.193 (3)	78.00	0.356	11:37:08.253
5 -	37.599	29.468	1:07.067 (2)	78.15	0.230	11:38:15.320
6 -	38.477	30.144	1:08.621	76.38	1.784	11:39:23.941
7 -	38.398	30.026	1:08.424	76.60	1.587	11:40:32.365
8 -	37.713	29.124	1:06.837 (1)	78.42		11:41:39.202

BMCRC - MRO Championships 2024 - Rnd 2 @ Pembrey

DART MRO 600 inc Clubman 600 & GP2/EVO

RACE 2 - SECTOR ANALYSIS



SECTOR 1 = FL to I1, SECTOR 2 = I1 to FL, DIFF = Difference To Personal Best Lap, P = Crossed Finish Line in Pit Lane, D = Time Disallowed

P11 531 C		Jake KOURTI		Yamaha R6 - Red Mist Ltd/ GK Tree Surgeons Ltd/JWG Motorc			
IDEAL LAP TIME : 1:05.365		BEST LAP TIME : 1:05.427		DIFFERENCE : 0.062			
LAP	SECTOR 1	SECTOR 2	LAP TIME	MPH	DIFF	TIME OF DAY	
1 -		31.807	1:18.036	67.16	12.609	11:33:45.192	
2 -	39.362	30.684	1:10.046	74.83	4.619	11:34:55.238	
3 -	38.980	30.064	1:09.044	75.91	3.617	11:36:04.282	
4 -	37.883	29.554	1:07.437 (3)	77.72	2.010	11:37:11.719	
5 -	37.535	30.459	1:07.994	77.08	2.567	11:38:19.713	
6 -	38.311	30.059	1:08.370	76.66	2.943	11:39:28.083	
7 -	36.626	29.560	1:06.186 (2)	79.19	0.759	11:40:34.269	
8 -	36.688	28.739	1:05.427 (1)	80.11		11:41:39.696	

P12 35		Kai DICKINSON		Kawasaki ZX636 -			
IDEAL LAP TIME : 1:06.999		BEST LAP TIME : 1:06.999		DIFFERENCE : 0.000			
LAP	SECTOR 1	SECTOR 2	LAP TIME	MPH	DIFF	TIME OF DAY	
1 -		30.184	1:15.984	68.98	8.985	11:33:43.140	
2 -	39.454	29.935	1:09.389	75.53	2.390	11:34:52.529	
3 -	38.528	29.437	1:07.965 (3)	77.12	0.966	11:36:00.494	
4 -	37.946	29.164	1:07.110 (2)	78.10	0.111	11:37:07.604	
5 -	37.923	29.076	1:06.999 (1)	78.23		11:38:14.603	
6 -	38.971	29.952	1:08.923	76.05	1.924	11:39:23.526	
7 -	38.599	29.921	1:08.520	76.49	1.521	11:40:32.046	
8 -	39.011	29.999	1:09.010	75.95	2.011	11:41:41.056	

P13 54 C		Jake ANDERTON		Yamaha R6 - Hunter Racing			
IDEAL LAP TIME : 1:06.982		BEST LAP TIME : 1:07.033		DIFFERENCE : 0.051			
LAP	SECTOR 1	SECTOR 2	LAP TIME	MPH	DIFF	TIME OF DAY	
1 -		31.682	1:18.833	66.48	11.800	11:33:45.989	
2 -	38.111	30.258	1:08.369	76.66	1.336	11:34:54.358	
3 -	38.186	29.998	1:08.184	76.87	1.151	11:36:02.542	
4 -	38.051	29.958	1:08.009 (3)	77.07	0.976	11:37:10.551	
5 -	37.050	31.459	1:08.509	76.50	1.476	11:38:19.060	
6 -	37.939	30.276	1:08.215	76.83	1.182	11:39:27.275	
7 -	37.101	29.932	1:07.033 (1)	78.19		11:40:34.308	
8 -	37.086	30.249	1:07.335 (2)	77.84	0.302	11:41:41.643	

P14 115 C		Brian MAHER		Yamaha R6 - Spraytech /Espresso Solutions			
IDEAL LAP TIME : 1:06.517		BEST LAP TIME : 1:06.517		DIFFERENCE : 0.000			
LAP	SECTOR 1	SECTOR 2	LAP TIME	MPH	DIFF	TIME OF DAY	
1 -		31.338	1:20.066	65.46	13.549	11:33:47.222	
2 -	39.569	30.124	1:09.693	75.20	3.176	11:34:56.915	
3 -	38.386	30.390	1:08.776	76.21	2.259	11:36:05.691	
4 -	38.086	29.868	1:07.954	77.13	1.437	11:37:13.645	
5 -	37.559	29.465	1:07.024 (2)	78.20	0.507	11:38:20.669	
6 -	38.429	30.598	1:09.027	75.93	2.510	11:39:29.696	
7 -	37.718	29.825	1:07.543 (3)	77.60	1.026	11:40:37.239	
8 -	37.255	29.262	1:06.517 (1)	78.80		11:41:43.756	

P15 67 C		Edward ANSELL		Triumph 675 - E a Ansell contractors			
IDEAL LAP TIME : 1:06.674		BEST LAP TIME : 1:06.674		DIFFERENCE : 0.000			
LAP	SECTOR 1	SECTOR 2	LAP TIME	MPH	DIFF	TIME OF DAY	
1 -		30.792	1:20.356	65.22	13.682	11:33:47.512	
2 -	39.677	30.219	1:09.896	74.99	3.222	11:34:57.408	
3 -	38.219	30.511	1:08.730 (3)	76.26	2.056	11:36:06.138	
4 -	39.199	30.324	1:09.523	75.39	2.849	11:37:15.661	
5 -	37.267	29.407	1:06.674 (1)	78.61		11:38:22.335	
6 -	37.942	30.313	1:08.255 (2)	76.79	1.581	11:39:30.590	
7 -	38.811	31.070	1:09.881	75.00	3.207	11:40:40.471	
8 -	38.465	30.965	1:09.430	75.49	2.756	11:41:49.901	

BMCRC - MRO Championships 2024 - Rnd 2 @ Pembrey

DART MRO 600 inc Clubman 600 & GP2/EVO

RACE 2 - SECTOR ANALYSIS



SECTOR 1 = FL to I1, SECTOR 2 = I1 to FL, DIFF = Difference To Personal Best Lap, P = Crossed Finish Line in Pit Lane, D = Time Disallowed

P16 910 C		Harry GOWER		Triumph DAYTONA 675 - RG Racing		
IDEAL LAP TIME : 1:07.770		BEST LAP TIME : 1:07.966		DIFFERENCE : 0.196		
LAP	SECTOR 1	SECTOR 2	LAP TIME	MPH	DIFF	TIME OF DAY
1 -		31.859	1:19.958	65.55	11.992	11:33:47.114
2 -	38.563	30.243	1:08.806 (2)	76.17	0.840	11:34:55.920
3 -	38.697	30.223	1:08.920	76.05	0.954	11:36:04.840
4 -	37.880	30.086	1:07.966 (1)	77.12		11:37:12.806
5 -	37.902	30.938	1:08.840	76.14	0.874	11:38:21.646
6 -	37.684	31.123	1:08.807 (3)	76.17	0.841	11:39:30.453
7 -	38.403	30.969	1:09.372	75.55	1.406	11:40:39.825
8 -	38.886	31.260	1:10.146	74.72	2.180	11:41:49.971

P17 32		James ROBINSON		Yamaha R6 -		
IDEAL LAP TIME : 1:08.062		BEST LAP TIME : 1:08.102		DIFFERENCE : 0.040		
LAP	SECTOR 1	SECTOR 2	LAP TIME	MPH	DIFF	TIME OF DAY
1 -		30.706	1:18.133	67.08	10.031	11:33:45.289
2 -	38.451	29.680	1:08.131 (2)	76.93	0.029	11:34:53.420
3 -	38.387	29.715	1:08.102 (1)	76.96		11:36:01.522
4 -	38.785	30.060	1:08.845 (3)	76.13	0.743	11:37:10.367
5 -	38.382	30.666	1:09.048	75.91	0.946	11:38:19.415
6 -	39.525	30.677	1:10.202	74.66	2.100	11:39:29.617
7 -	39.418	30.937	1:10.355	74.50	2.253	11:40:39.972
8 -	39.638	30.490	1:10.128	74.74	2.026	11:41:50.100

P18 991 C		Aled EVANS		- No sponsor		
IDEAL LAP TIME : 1:07.613		BEST LAP TIME : 1:07.613		DIFFERENCE : 0.000		
LAP	SECTOR 1	SECTOR 2	LAP TIME	MPH	DIFF	TIME OF DAY
1 -		31.723	1:22.451	63.57	14.838	11:33:49.607
2 -	40.212	31.636	1:11.848	72.95	4.235	11:35:01.455
3 -	39.092	30.072	1:09.164	75.78	1.551	11:36:10.619
4 -	39.074	30.006	1:09.080	75.87	1.467	11:37:19.699
5 -	37.970	29.776	1:07.746 (2)	77.37	0.133	11:38:27.445
6 -	39.478	30.009	1:09.487	75.43	1.874	11:39:36.932
7 -	37.944	29.669	1:07.613 (1)	77.52		11:40:44.545
8 -	38.136	29.841	1:07.977 (3)	77.10	0.364	11:41:52.522

P19 74 C		Tom VAUGHAN		Yamaha R6 - Lamonde Automation Ltd, Smiths Mechanical Supl		
IDEAL LAP TIME : 1:08.731		BEST LAP TIME : 1:08.969		DIFFERENCE : 0.238		
LAP	SECTOR 1	SECTOR 2	LAP TIME	MPH	DIFF	TIME OF DAY
1 -		31.986	1:19.824	65.66	10.855	11:33:46.980
2 -	38.949	30.219	1:09.168 (2)	75.78	0.199	11:34:56.148
3 -	38.733	30.236	1:08.969 (1)	75.99		11:36:05.117
4 -	38.512	31.276	1:09.788 (3)	75.10	0.819	11:37:14.905
5 -	40.134	31.746	1:11.880	72.92	2.911	11:38:26.785
6 -	39.889	31.443	1:11.332	73.48	2.363	11:39:38.117
7 -	40.362	31.239	1:11.601	73.20	2.632	11:40:49.718
8 -	40.277	32.117	1:12.394	72.40	3.425	11:42:02.112

P20 28 C		Tom WALKER		Yamaha R6 - TRW Racing		
IDEAL LAP TIME : 1:06.932		BEST LAP TIME : 1:06.932		DIFFERENCE : 0.000		
LAP	SECTOR 1	SECTOR 2	LAP TIME	MPH	DIFF	TIME OF DAY
1 -		31.878	1:18.719	66.58	11.787	11:33:45.875
2 -	38.878	30.567	1:09.445	75.47	2.513	11:34:55.320
3 -	38.514	30.082	1:08.596 (3)	76.41	1.664	11:36:03.916
4 -	37.208	29.724	1:06.932 (1)	78.31		11:37:10.848
5 -	38.080	30.399	1:08.479 (2)	76.54	1.547	11:38:19.327
6 -	38.340	30.772	1:09.112	75.84	2.180	11:39:28.439
7 -	39.315	33.003	1:12.318	72.47	5.386	11:40:40.757
8 -	44.397	38.203	1:22.600	63.45	15.668	11:42:03.357

BMCRC - MRO Championships 2024 - Rnd 2 @ Pembrey

DART MRO 600 inc Clubman 600 & GP2/EVO

RACE 2 - SECTOR ANALYSIS



SECTOR 1 = FL to I1, SECTOR 2 = I1 to FL, DIFF = Difference To Personal Best Lap, P = Crossed Finish Line in Pit Lane, D = Time Disallowed

P21 49		William BURCHELL		Yamaha R6 - SWB Racing / RWEC / SRA / Canopy Pro			
IDEAL LAP TIME : 1:08.480		BEST LAP TIME : 1:09.059		DIFFERENCE : 0.579			
LAP	SECTOR 1	SECTOR 2	LAP TIME	MPH	DIFF	TIME OF DAY	
1 -		33.216	1:19.739	65.73	10.680	11:33:46.895	
2 -	39.642	30.124	1:09.766 (2)	75.13	0.707	11:34:56.661	
3 -	38.356	30.703	1:09.059 (1)	75.90		11:36:05.720	
4 -	39.063	31.965	1:11.028	73.79	1.969	11:37:16.748	
5 -	39.883	30.606	1:10.489 (3)	74.36	1.430	11:38:27.237	
6 -	39.578	31.456	1:11.034	73.79	1.975	11:39:38.271	
7 -	40.390	31.601	1:11.991	72.80	2.932	11:40:50.262	
8 -	39.910	33.270	1:13.180	71.62	4.121	11:42:03.442	

P22 64 C		Jack ALLAN		Yamaha R6 - Yours truly			
IDEAL LAP TIME : 1:09.179		BEST LAP TIME : 1:09.481		DIFFERENCE : 0.302			
LAP	SECTOR 1	SECTOR 2	LAP TIME	MPH	DIFF	TIME OF DAY	
1 -		32.839	1:21.505	64.30	12.024	11:33:48.661	
2 -	39.384	31.448	1:10.832	74.00	1.351	11:34:59.493	
3 -	39.132	30.699	1:09.831 (2)	75.06	0.350	11:36:09.324	
4 -	40.745	31.545	1:12.290	72.50	2.809	11:37:21.614	
5 -	38.480	31.001	1:09.481 (1)	75.43		11:38:31.095	
6 -	40.703	31.635	1:12.338	72.45	2.857	11:39:43.433	
7 -	40.113	32.835	1:12.948	71.85	3.467	11:40:56.381	
8 -	38.893	31.195	1:10.088 (3)	74.78	0.607	11:42:06.469	

P23 84 C		George HIGGINS		Yamaha R6 - Aztec Racing			
IDEAL LAP TIME : 1:12.148		BEST LAP TIME : 1:12.148		DIFFERENCE : 0.000			
LAP	SECTOR 1	SECTOR 2	LAP TIME	MPH	DIFF	TIME OF DAY	
1 -		33.968	1:25.077	61.60	12.929	11:33:52.233	
2 -	42.115	33.572	1:15.687	69.25	3.539	11:35:07.920	
3 -	42.244	33.587	1:15.831	69.12	3.683	11:36:23.751	
4 -	41.832	32.977	1:14.809	70.06	2.661	11:37:38.560	
5 -	41.379	32.670	1:14.049 (3)	70.78	1.901	11:38:52.609	
6 -	41.472	32.181	1:13.653 (2)	71.16	1.505	11:40:06.262	
7 -	40.418	31.730	1:12.148 (1)	72.65		11:41:18.410	
8 -	40.961	34.974	1:15.935	69.02	3.787	11:42:34.345	

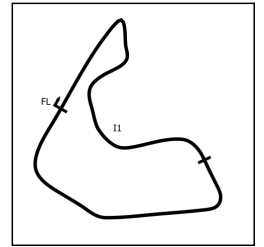
P24 10 C		Ian LAURIE		Triumph DAYTONA -			
IDEAL LAP TIME : 1:14.997		BEST LAP TIME : 1:15.648		DIFFERENCE : 0.651			
LAP	SECTOR 1	SECTOR 2	LAP TIME	MPH	DIFF	TIME OF DAY	
1 -		33.962	1:25.616	61.22	9.968	11:33:52.772	
2 -	42.947	33.276	1:16.223	68.76	0.575	11:35:08.995	
3 -	41.721	33.927	1:15.648 (1)	69.28		11:36:24.643	
4 -	43.036	33.801	1:16.837	68.21	1.189	11:37:41.480	
5 -	42.280	33.753	1:16.033 (3)	68.93	0.385	11:38:57.513	
6 -	42.288	34.285	1:16.573	68.45	0.925	11:40:14.086	
7 -	42.014	33.642	1:15.656 (2)	69.28	0.008	11:41:29.742	

P25 395 C		William NICHOLLS		Yamaha R6 - Will Nicholls Farriery			
IDEAL LAP TIME : 1:21.936		BEST LAP TIME : 1:22.336		DIFFERENCE : 0.400			
LAP	SECTOR 1	SECTOR 2	LAP TIME	MPH	DIFF	TIME OF DAY	
1 -		36.440	1:32.938	56.39	10.602	11:34:00.094	
2 -	46.802	35.534	1:22.336 (1)	63.66		11:35:22.430	
3 -	46.969	36.053	1:23.022 (3)	63.13	0.686	11:36:45.452	
4 -	48.060	35.986	1:24.046	62.36	1.710	11:38:09.498	
5 -	46.864	35.915	1:22.779 (2)	63.32	0.443	11:39:32.277	
6 -	47.497	37.418	1:24.915	61.72	2.579	11:40:57.192	
7 -	46.402	38.464	1:24.866	61.76	2.530	11:42:22.058	

BMCRC - MRO Championships 2024 - Rnd 2 @ Pembrey

DART MRO 600 inc Clubman 600 & GP2/EVO

RACE 2 - SECTOR ANALYSIS



SECTOR 1 = FL to I1, SECTOR 2 = I1 to FL, DIFF = Difference To Personal Best Lap, P = Crossed Finish Line in Pit Lane, D = Time Disallowed

P26 143		Dale BREW		Triumph DAYTONA 675 - AMR Limited		
IDEAL LAP TIME : 1:10.367		BEST LAP TIME : 1:10.367		DIFFERENCE : 0.000		
LAP	SECTOR 1	SECTOR 2	LAP TIME	MPH	DIFF	TIME OF DAY
1 -		31.524	1:21.420	64.37	11.053	11:33:48.576
2 -	40.972	31.718	1:12.690	72.10	2.323	11:35:01.266
3 -	40.247	31.269	1:11.516	73.29	1.149	11:36:12.782
4 -	42.506	31.430	1:13.936	70.89	3.569	11:37:26.718
5 -	39.815	31.326	1:11.141 (2)	73.67	0.774	11:38:37.859
6 -	39.682	31.497	1:11.179 (3)	73.63	0.812	11:39:49.038
7 -	39.100	31.267	1:10.367 (1)	74.48		11:40:59.405

BMCRC - MRO Championships 2024 - Rnd 2 @ Pembrey

DART MRO 600 inc Clubman 600 & GP2/EVO

RACE 2 - BEST SECTORS

SECTOR 1			SECTOR 2			IDEAL / BEST COMPARISON						
POS	NO	NAME	TIME	NO	NAME	TIME	POS	NO	NAME	IDEAL	BEST	DIFF
									PERFECT LAP	1:04.387		
1	80	CREASEY	35.965	125	JONES	28.422	1	80	CREASEY	1:04.409	1:04.574	0.165
2	3	LAMBDEN	36.005	80	CREASEY	28.444	2	3	LAMBDEN	1:04.649	1:04.790	0.141
3	5	MACRAE	36.170	91	HIRST	28.536	3	91	HIRST	1:04.810	1:04.935	0.125
4	91	HIRST	36.274	3	LAMBDEN	28.644	4	125	JONES	1:04.945	1:05.056	0.111
5	1	FOWLE	36.354	1	FOWLE	28.687	5	1	FOWLE	1:05.041	1:05.041	0.000
6	125	JONES	36.523	531	KOURTI	28.739	6	531	KOURTI	1:05.365	1:05.427	0.062
7	81	McMULLAN	36.553	39	MONK	28.863	7	5	MACRAE	1:05.392	1:05.756	0.364
8	531	KOURTI	36.626	35	DICKINSON	29.076	8	81	McMULLAN	1:05.821	1:06.309	0.488
9	39	MONK	37.013	78	POVAH	29.124	9	39	MONK	1:05.876	1:05.876	0.000
10	54	ANDERTON	37.050	98	SWYER	29.184	10	115	MAHER	1:06.517	1:06.517	0.000
11	28	WALKER	37.208	5	MACRAE	29.222	11	67	ANSELL	1:06.674	1:06.674	0.000
12	115	MAHER	37.255	115	MAHER	29.262	12	78	POVAH	1:06.709	1:06.837	0.128
13	67	ANSELL	37.267	81	McMULLAN	29.268	13	28	WALKER	1:06.932	1:06.932	0.000
14	78	POVAH	37.585	67	ANSELL	29.407	14	98	SWYER	1:06.970	1:07.045	0.075
15	910	GOWER	37.684	991	EVANS	29.669	15	54	ANDERTON	1:06.982	1:07.033	0.051
16	98	SWYER	37.786	32	ROBINSON	29.680	16	35	DICKINSON	1:06.999	1:06.999	0.000
17	35	DICKINSON	37.923	28	WALKER	29.724	17	991	EVANS	1:07.613	1:07.613	0.000
18	991	EVANS	37.944	54	ANDERTON	29.932	18	910	GOWER	1:07.770	1:07.966	0.196
19	49	BURCHELL	38.356	910	GOWER	30.086	19	32	ROBINSON	1:08.062	1:08.102	0.040
20	32	ROBINSON	38.382	49	BURCHELL	30.124	20	49	BURCHELL	1:08.480	1:09.059	0.579
21	64	ALLAN	38.480	74	VAUGHAN	30.219	21	74	VAUGHAN	1:08.731	1:08.969	0.238
22	74	VAUGHAN	38.512	64	ALLAN	30.699	22	64	ALLAN	1:09.179	1:09.481	0.302
23	143	BREW	39.100	143	BREW	31.267	23	143	BREW	1:10.367	1:10.367	0.000
24	84	HIGGINS	40.418	84	HIGGINS	31.730	24	84	HIGGINS	1:12.148	1:12.148	0.000
25	10	LAURIE	41.721	10	LAURIE	33.276	25	10	LAURIE	1:14.997	1:15.648	0.651
26	395	NICHOLLS	46.402	395	NICHOLLS	35.534	26	395	NICHOLLS	1:21.936	1:22.336	0.400

BMCRC - MRO Championships 2024 - Rnd 2 @ Pembrey

DART MRO 600 inc Clubman 600 & GP2/EVO

RACE 2 - STATISTICS

Competitors Started 26
Planned Start 2024-04-13 @ 11:30:00.000
Actual Start 2024-04-13 @ 11:32:27.155
Finish Time 2024-04-13 @ 11:41:19.019
Track Length 1.4560mi.
Total Laps 205
Total Distance Covered 298.4800mi.

Session Fastest Lap History

NO	CL	NAME	LAP TIME	TIME OF DAY	LAP	VEHICLE
1		Harry FOWLE	1:06.761	11:34:46.857	2	Yamaha R6
125		Lewis JONES	1:05.497	11:35:52.427	3	Kawasaki ZX6R
125		Lewis JONES	1:05.346	11:36:57.773	4	Kawasaki ZX6R
91		Sam HIRST	1:05.127	11:36:58.631	4	Kawasaki ZX-636
80		Morgan CREASEY	1:04.574	11:36:58.774	4	Yamaha R6

Session Leader History

NO	CL	NAME	FROM LAP	LAPS LED	DISTANCE	VEHICLE
5		Luke MACRAE	1	1	1.45 miles	Triumph 765
1		Harry FOWLE	2	1	1.45 miles	Yamaha R6
125		Lewis JONES	3	3	4.36 miles	Kawasaki ZX6R
80		Morgan CREASEY	6	3	4.36 miles	Yamaha R6

Flag History

TYPE	TIME OF DAY
GREEN	11:32:27.155
FINISH	11:41:19.019

Flag Statistics

TYPE	COUNT	TOTAL LAPS	TOTAL TIME
Green	1	8	10:10.788
Red	0	0	0.000
Safety Car	0	0	0.000
FCY	0	0	0.000

BMCRC - MRO Championships 2024 - Rnd 2 @ Pembrey

DART MRO 600 inc Clubman 600 & GP2/EVO

RACE 2 - STATISTICS

CLASS :

12 Starters

Fastest Lap History

NO	NAME	LAP TIME	TIME OF DAY	LAP	VEHICLE
1	Harry FOWLE	1:06.761	11:34:46.857	2	Yamaha R6
125	Lewis JONES	1:05.497	11:35:52.427	3	Kawasaki ZX6R
125	Lewis JONES	1:05.346	11:36:57.773	4	Kawasaki ZX6R
91	Sam HIRST	1:05.127	11:36:58.631	4	Kawasaki ZX-636
80	Morgan CREASEY	1:04.574	11:36:58.774	4	Yamaha R6

Leader History

NO	NAME	FROM LAP	LAPS LED	DISTANCE	VEHICLE
5	Luke MACRAE	1	1	1.45 miles	Triumph 765
1	Harry FOWLE	2	1	1.45 miles	Yamaha R6
125	Lewis JONES	3	3	4.36 miles	Kawasaki ZX6R
80	Morgan CREASEY	6	3	4.36 miles	Yamaha R6

BMCRC - MRO Championships 2024 - Rnd 2 @ Pembrey

DART MRO 600 inc Clubman 600 & GP2/EVO

RACE 2 - STATISTICS

CLASS : C

14 Starters

Fastest Lap History

NO	NAME	LAP TIME	TIME OF DAY	LAP	VEHICLE
39	Aaron MONK	1:08.692	11:34:51.417	2	Kawasaki NINJA 636
54	Jake ANDERTON	1:08.369	11:34:54.388	2	Yamaha R6
39	Aaron MONK	1:08.248	11:35:59.665	3	Kawasaki NINJA 636
98	Christopher SWYER	1:07.562	11:36:01.584	3	
39	Aaron MONK	1:07.030	11:37:06.696	4	Kawasaki NINJA 636
28	Tom WALKER	1:06.932	11:37:10.877	4	Yamaha R6
67	Edward ANSELL	1:06.674	11:38:22.353	5	Triumph 675
39	Aaron MONK	1:06.411	11:40:27.166	7	Kawasaki NINJA 636
531	Jake KOURTI	1:06.186	11:40:34.297	7	Yamaha R6
39	Aaron MONK	1:05.876	11:41:33.042	8	Kawasaki NINJA 636
531	Jake KOURTI	1:05.427	11:41:39.723	8	Yamaha R6

Leader History

NO	NAME	FROM LAP	LAPS LED	DISTANCE	VEHICLE
39	Aaron MONK	1	8	11.64 miles	Kawasaki NINJA 636



BMCRC - MRO Championships 2024 - Rnd 2 @ Pembrey

DART MRO 600 inc Clubman 600 & GP2/EVO

RACE 11 - GRID (8 Laps)

ROW 9	27	165	Frank MONTINI	1:22.336	26	395	William NICHOLLS	1:15.648	25	10	Ian LAURIE
ROW 8	24	84	George HIGGINS	1:12.148	23	143	Dale BREW	1:10.367	22	64	Jack ALLAN
ROW 7	21	49	William BURCHELL	1:09.059	20	74	Tom VAUGHAN	1:08.969	19	32	James ROBINSON
ROW 6	18	910	Harry GOWER	1:07.966	17	991	Aled EVANS	1:07.613	16	98	Christopher SWYER
ROW 5	15	54	Jake ANDERTON	1:07.033	14	35	Kai DICKINSON	1:06.999	13	28	Tom WALKER
ROW 4	12	78	Keith POVAH	1:06.837	11	67	Edward ANSELL	1:06.674	10	115	Brian MAHER
ROW 3	9	81	Fred McMULLAN	1:06.309	8	39	Aaron MONK	1:05.876	7	5	Luke MACRAE
ROW 2	6	531	Jake KOURTI	1:05.427	5	125	Lewis JONES	1:05.056	4	1	Harry FOWLE
ROW 1	3	91	Sam HIRST	1:04.935	2	3	Joey LAMBDEN	1:04.790	1	80	Morgan CREASEY
Pole											

These results are provisional until the conclusion of any judicial and technical matters.

Pembrey National: 1.4560 miles

Clerk Of Course:	Stewards:	Timekeeper:	<i>Craig Smith</i>	
------------------	-----------	-------------	--------------------	--

Results can be found at www.tsl-timing.com

Printed - 11:44 Saturday, 13 April 2024





BMCRC - MRO Championships 2024 - Rnd 2 @ Pembrey

DART MRO 600 inc Clubman 600 & GP2/EVO

RACE 11 - CLASSIFICATION

Race Distance: 8 Laps / 11.64 miles

POS	NO	CL	PIC	NAME	ENTRY	LAPS	TIME	GAP	DIFF	MPH	BEST	ON	GRD	↑↓
1	80		1	Morgan CREASEY	Yamaha R6 - Warics Ltd	8	8:53.645			78.57	1:04.416	7	1	0
2	1		2	Harry FOWLE	Yamaha R6 - HF Refinishing Racing	8	8:54.005	0.360	0.360	78.52	1:05.221	7	4	2
3	125		3	Lewis JONES	Kawasaki ZX6R - BMW autoscan	8	8:56.264	2.619	2.259	78.19	1:05.603	5	5	2
4	3		4	Joey LAMBDEN	Kawasaki 636 -	8	8:56.459	2.814	0.195	78.16	1:05.683	8	2	-2
5	91		5	Sam HIRST	Kawasaki ZX-636 - Team Valley Racing	8	8:58.528	4.883	2.069	77.86	1:05.813	5	3	-2
6	531	C	1	Jake KOURTI	Yamaha R6 - Red Mist Ltd/ GK Tree Surgeons Ltd/JWG Mot	8	8:58.619	4.974	0.091	77.85	1:05.596	6	6	0
7	39	C	2	Aaron MONK	Kawasaki NINJA 636 - flyaspiffire.co.uk	8	9:00.158	6.513	1.539	77.63	1:05.948	6	8	1
8	5		6	Luke MACRAE	Triumph 765 - Bournephoto.co.uk	8	9:00.556	6.911	0.398	77.57	1:05.648	5	7	-1
9	81		7	Fred McMULLAN	Kawasaki ZX636 - Orwell Motorcycles ipswich	8	9:07.201	13.556	6.645	76.63	1:05.755	8	9	0
10	115	C	3	Brian MAHER	Yamaha R6 - Spraytech /Espresso Solutions	8	9:09.637	15.992	2.436	76.29	1:06.811	8	10	0
11	67	C	4	Edward ANSELL	Triumph 675 - E a Ansell contractors	8	9:10.463	16.818	0.826	76.17	1:07.312	6	11	0
12	35		8	Kai DICKINSON	Kawasaki ZX636 -	8	9:17.882	24.237	7.419	75.16	1:08.293	4	14	2
13	78		9	Keith POVAH	Yamaha R6 - @crap.sack give us a follow!	8	9:32.160	38.515	14.278	73.28	1:09.323	4	12	-1
14	64	C	5	Jack ALLAN	Yamaha R6 - Yours truly	8	9:34.906	41.261	2.746	72.93	1:09.162	8	22	8
15	991	C	6	Aled EVANS	- No sponsor	8	9:35.956	42.311	1.050	72.80	1:08.850	8	17	2
16	74	C	7	Tom VAUGHAN	Yamaha R6 - Lamonde Automation Ltd, Smiths Mechanical &	8	9:36.568	42.923	0.612	72.72	1:09.419	8	20	4
17	84	C	8	George HIGGINS	Yamaha R6 - Aztec Racing	8	9:56.959	1:03.314	20.391	70.24	1:13.125	5	24	7
18	28	C	9	Tom WALKER	Yamaha R6 - TRW Racing	7	9:00.614	1 Lap	1 Lap	67.86	1:08.650	7	13	-5
19	10	C	10	Ian LAURIE	Triumph DAYTONA -	7	9:19.364	1 Lap	18.750	65.59	1:17.717	5	25	6
20	395	C	11	William NICHOLLS	Yamaha R6 - Will Nicholls Farriery	7	10:10.850	1 Lap	51.486	60.06	1:23.300	4	26	6

NOT CLASSIFIED

DNF	98	C		Christopher SWYER	-	3	4:16.761	5 Laps	4 Laps	61.24	1:15.022	2	16	
DNF	910	C		Harry GOWER	Triumph DAYTONA 675 - RG Racing	2	2:33.425	6 Laps	1 Lap	68.32	1:13.930	2	18	
DNF	54	C		Jake ANDERTON	Yamaha R6 - Hunter Racing	1	1:17.735	7 Laps	1 Lap	67.42			15	

FASTEST LAP

80				Morgan CREASEY	Yamaha R6 - Warics Ltd	7	1:04.416		81.37 mph		130.95 kph			
531	C			Jake KOURTI	Yamaha R6 - Red Mist Ltd/ GK Tree Surgeons Ltd/JWG Mot	6	1:05.596		79.90 mph		128.59 kph			

Comments:

Class - 92.5% of Race Speed = 72.67 mph
Class C - 92.5% of Race Speed = 72.01 mph

Weather / Track : Showers / Damp

These results are provisional until the conclusion of any judicial and technical matters.

Date: 13/04/2024 Start: 15:16 Finish: 15:25

Pembrey National: 1.4560 miles

Clerk Of Course:

Stewards:

Timekeeper:

Craig Smith



Results can be found at www.tsl-timing.com

Printed - 15:27 Saturday, 13 April 2024



BMCRC - MRO Championships 2024 - Rnd 2 @ Pembrey

DART MRO 600 inc Clubman 600 & GP2/EVO

RACE 11 - LAP CHART

LAP 1 @ 15:18:04.993

NO	BEHIND	LAP TIME
1		1:12.128
91	0.347	1:12.475
5	0.432	1:12.560
125	0.864	1:12.992
80	1.113	1:13.241
3	1.227	1:13.355
39	1.776	1:13.904
531	2.205	1:14.333
115	3.057	1:15.185
67	3.349	1:15.477
35	3.821	1:15.949
78	5.469	1:17.597
28	5.527	1:17.655
54	5.607	1:17.735
81	6.427	1:18.555
98	6.767	1:18.895
910	7.367	1:19.495
991	7.540	1:19.668
74	7.789	1:19.917
64	9.618	1:21.746
84	10.093	1:22.221
10	12.995	1:25.123
395	23.999	1:36.127

LAP 2 @ 15:19:12.073

NO	BEHIND	LAP TIME
91		1:06.733
1	0.169	1:07.249
125	0.219	1:06.435
5	0.547	1:07.195
80	0.742	1:06.709
3	1.205	1:07.058
39	1.999	1:07.303
531	2.498	1:07.373
115	4.674	1:08.697
67	4.813	1:08.544
35	5.330	1:08.589
81	8.135	1:08.788
78	9.463	1:11.074
74	12.544	1:11.835
991	13.065	1:12.605
64	13.698	1:11.160
910	14.217	1:13.930
98	14.709	1:15.022
84	17.023	1:14.010
10	25.441	1:19.526
28	43.210	1:44.763
395	45.566	1:28.647

LAP 3 @ 15:20:18.478

NO	BEHIND	LAP TIME
91		1:06.405
1	0.193	1:06.429
125	0.266	1:06.452
80	0.572	1:06.235
5	0.711	1:06.569
3	0.902	1:06.102
39	2.477	1:06.883
531	2.674	1:06.581
115	6.687	1:08.418
67	6.813	1:08.405
35	7.787	1:08.862

Weather / Track : Showers / Damp

Results can be found at www.tsl-timing.com

81	8.856	1:07.126
78	12.782	1:09.724
991	18.550	1:11.890
74	18.685	1:12.546
64	18.888	1:11.595
84	24.582	1:13.964
10	40.501	1:21.465
98	51.148	1:42.844 P
28	52.687	1:15.882

LAP 4 @ 15:21:24.766

NO	BEHIND	LAP TIME
1		1:06.095
91	0.189	1:06.477
80	0.291	1:06.007
125	0.364	1:06.386
395	1 Lap	1:27.659
5	1.081	1:06.658
3	1.189	1:06.575
531	2.320	1:05.934
39	2.588	1:06.399
67	7.980	1:07.455
115	8.750	1:08.351
81	9.345	1:06.777
35	9.792	1:08.293
78	15.817	1:09.323
74	23.808	1:11.411
991	24.216	1:11.954
64	24.811	1:12.211
84	31.471	1:13.177
10	52.803	1:18.590
28	58.782	1:12.383

LAP 5 @ 15:22:30.258

NO	BEHIND	LAP TIME
1		1:05.492
125	0.475	1:05.603
91	0.510	1:05.813
80	0.679	1:05.880
5	1.237	1:05.648
3	1.381	1:05.684
531	2.943	1:06.115
39	3.136	1:06.040
67	10.436	1:07.948
115	10.618	1:07.360
81	10.872	1:07.019
35	12.919	1:08.619
395	1 Lap	1:23.300
78	20.477	1:10.152
74	28.743	1:10.427
991	29.088	1:10.364
64	29.574	1:10.255
84	39.104	1:13.125
28	1:04.776	1:11.486
10	1:05.028	1:17.717

LAP 6 @ 15:23:35.585

NO	BEHIND	LAP TIME
1		1:05.327
80	1.069	1:05.717
125	1.659	1:06.511
91	2.250	1:07.067
3	2.327	1:06.273
5	2.975	1:07.065

531	3.212	1:05.596
39	3.757	1:05.948
67	12.421	1:07.312
81	12.605	1:07.060
115	13.138	1:07.847
35	16.798	1:09.206
78	25.736	1:10.586
64	33.802	1:09.555
991	34.123	1:10.362
74	34.286	1:10.870
395	1 Lap	1:23.568
84	47.292	1:13.515

LAP 7 @ 15:24:40.806

NO	BEHIND	LAP TIME
1		1:05.221
80	0.264	1:04.416
125	2.602	1:06.164
3	2.835	1:05.729
28	1 Lap	1:09.795
91	4.560	1:07.531
531	4.748	1:06.757
39	5.950	1:07.414
5	6.431	1:08.677
10	1 Lap	1:18.371
81	13.505	1:06.121
67	14.697	1:07.497
115	14.885	1:06.968
35	20.420	1:08.843
78	31.913	1:11.398
64	37.803	1:09.222
991	39.165	1:10.263
74	39.208	1:10.143
84	55.308	1:13.237
395	1 Lap	1:26.742

LAP 8 @ 15:25:46.510

NO	BEHIND	LAP TIME
80		1:05.440
1	0.360	1:06.064
125	2.619	1:05.721
3	2.814	1:05.683
91	4.883	1:06.027
531	4.974	1:05.930
39	6.513	1:06.267
5	6.911	1:06.184
28	1 Lap	1:08.650
81	13.556	1:05.755
115	15.992	1:06.811
67	16.818	1:07.825
35	24.237	1:09.521
10	1 Lap	1:18.572
78	38.515	1:12.306
64	41.261	1:09.162
991	42.311	1:08.850
74	42.923	1:09.419
84	1:03.314	1:13.710
395	1 Lap	1:24.807

Pembrey National: 1.4560 miles
Date: 13/04/2024 Start: 15:16 Finish: 15:25

Printed - 15:27 Saturday, 13 April 2024

BMCRC - MRO Championships 2024 - Rnd 2 @ Pembrey

DART MRO 600 inc Clubman 600 & GP2/EVO

RACE 11 - POSITION CHART

No	Name	Lap Pos								
			1	2	3	4	5	6	7	8
80	CREASEY	1	1	91	91	1	1	1	1	80
3	LAMB DEN	2	91	1	1	91	125	80	80	1
91	HIRST	3	5	125	125	80	91	125	125	125
1	FOWLE	4	125	5	80	125	80	91	3	3
125	JONES	5	80	80	5	5	5	3	91	91
531	KOURTI	6	3	3	3	3	3	5	531	531
5	MACRAE	7	39	39	39	531	531	531	39	39
39	MONK	8	531	531	531	39	39	39	5	5
81	McMULLAN	9	115	115	115	67	67	67	81	81
115	MAHER	10	67	67	67	115	115	81	67	115
67	ANSELL	11	35	35	35	81	81	115	115	67
78	POVAH	12	78	81	81	35	35	35	35	35
28	WALKER	13	28	78	78	78	78	78	78	78
35	DICKINSON	14	54	74	991	74	74	64	64	64
54	ANDERTON	15	81	991	74	991	991	991	991	991
98	SWYER	16	98	64	64	64	64	74	74	74
991	EVANS	17	910	910	84	84	84	84	84	84
910	GOWER	18	991	98	10	10	28	28	28	
74	VAUGHAN	19	74	84	98	28	10	10	10	
64	ALLAN	20	64	10	28	395	395	395	395	
84	HIGGINS	21	84	28	395					
10	LAURIE	22	10	395						
395	NICHOLLS	23	395							

BMCRC - MRO Championships 2024 - Rnd 2 @ Pembrey

DART MRO 600 inc Clubman 600 & GP2/EVO

RACE 11 - SECTOR ANALYSIS



SECTOR 1 = FL to I1, SECTOR 2 = I1 to FL, DIFF = Difference To Personal Best Lap, P = Crossed Finish Line in Pit Lane, D = Time Disallowed

P1 80		Morgan CREASEY		Yamaha R6 - Warics Ltd		
IDEAL LAP TIME : 1:04.416		BEST LAP TIME : 1:04.416		DIFFERENCE : 0.000		
LAP	SECTOR 1	SECTOR 2	LAP TIME	MPH	DIFF	TIME OF DAY
1 -		29.899	1:13.241	71.56	8.825	15:18:06.106
2 -	37.631	29.078	1:06.709	78.57	2.293	15:19:12.815
3 -	37.150	29.085	1:06.235	79.13	1.819	15:20:19.050
4 -	36.696	29.311	1:06.007	79.40	1.591	15:21:25.057
5 -	36.915	28.965	1:05.880	79.56	1.464	15:22:30.937
6 -	36.956	28.761	1:05.717 (3)	79.76	1.301	15:23:36.654
7 -	36.143	28.273	1:04.416 (1)	81.37		15:24:41.070
8 -	36.259	29.181	1:05.440 (2)	80.09	1.024	15:25:46.510

P2 1		Harry FOWLE		Yamaha R6 - HF Refinishing Racing		
IDEAL LAP TIME : 1:05.151		BEST LAP TIME : 1:05.221		DIFFERENCE : 0.070		
LAP	SECTOR 1	SECTOR 2	LAP TIME	MPH	DIFF	TIME OF DAY
1 -		29.583	1:12.128	72.67	6.907	15:18:04.993
2 -	37.514	29.735	1:07.249	77.94	2.028	15:19:12.242
3 -	36.899	29.530	1:06.429	78.90	1.208	15:20:18.671
4 -	36.560	29.535	1:06.095	79.30	0.874	15:21:24.766
5 -	36.383	29.109	1:05.492 (3)	80.03	0.271	15:22:30.258
6 -	36.318	29.009	1:05.327 (2)	80.23	0.106	15:23:35.585
7 -	36.388	28.833	1:05.221 (1)	80.36		15:24:40.806
8 -	36.345	29.719	1:06.064	79.34	0.843	15:25:46.870

P3 125		Lewis JONES		Kawasaki ZX6R - BMW autoscan		
IDEAL LAP TIME : 1:05.304		BEST LAP TIME : 1:05.603		DIFFERENCE : 0.299		
LAP	SECTOR 1	SECTOR 2	LAP TIME	MPH	DIFF	TIME OF DAY
1 -		29.184	1:12.992	71.81	7.389	15:18:05.857
2 -	37.219	29.216	1:06.435	78.89	0.832	15:19:12.292
3 -	37.100	29.352	1:06.452	78.87	0.849	15:20:18.744
4 -	36.820	29.566	1:06.386	78.95	0.783	15:21:25.130
5 -	36.649	28.954	1:05.603 (1)	79.89		15:22:30.733
6 -	37.471	29.040	1:06.511	78.80	0.908	15:23:37.244
7 -	37.255	28.909	1:06.164 (3)	79.22	0.561	15:24:43.408
8 -	37.066	28.655	1:05.721 (2)	79.75	0.118	15:25:49.129

P4 3		Joey LAMB DEN		Kawasaki 636 -		
IDEAL LAP TIME : 1:05.245		BEST LAP TIME : 1:05.683		DIFFERENCE : 0.438		
LAP	SECTOR 1	SECTOR 2	LAP TIME	MPH	DIFF	TIME OF DAY
1 -		29.877	1:13.355	71.45	7.672	15:18:06.220
2 -	37.374	29.684	1:07.058	78.16	1.375	15:19:13.278
3 -	36.950	29.152	1:06.102	79.29	0.419	15:20:19.380
4 -	37.263	29.312	1:06.575	78.73	0.892	15:21:25.955
5 -	36.617	29.067	1:05.684 (2)	79.80	0.001	15:22:31.639
6 -	36.961	29.312	1:06.273	79.09	0.590	15:23:37.912
7 -	37.101	28.628	1:05.729 (3)	79.74	0.046	15:24:43.641
8 -	36.974	28.709	1:05.683 (1)	79.80		15:25:49.324

P5 91		Sam HIRST		Kawasaki ZX-636 - Team Valley Racing		
IDEAL LAP TIME : 1:05.813		BEST LAP TIME : 1:05.813		DIFFERENCE : 0.000		
LAP	SECTOR 1	SECTOR 2	LAP TIME	MPH	DIFF	TIME OF DAY
1 -		29.655	1:12.475	72.32	6.662	15:18:05.340
2 -	36.953	29.780	1:06.733	78.54	0.920	15:19:12.073
3 -	36.796	29.609	1:06.405 (3)	78.93	0.592	15:20:18.478
4 -	36.623	29.854	1:06.477	78.84	0.664	15:21:24.955
5 -	36.597	29.216	1:05.813 (1)	79.64		15:22:30.768
6 -	36.735	30.332	1:07.067	78.15	1.254	15:23:37.835
7 -	37.882	29.649	1:07.531	77.61	1.718	15:24:45.366
8 -	36.795	29.232	1:06.027 (2)	79.38	0.214	15:25:51.393

BMCRC - MRO Championships 2024 - Rnd 2 @ Pembrey

DART MRO 600 inc Clubman 600 & GP2/EVO

RACE 11 - SECTOR ANALYSIS



SECTOR 1 = FL to I1, SECTOR 2 = I1 to FL, DIFF = Difference To Personal Best Lap, P = Crossed Finish Line in Pit Lane, D = Time Disallowed

P6		531 C		Jake KOURTI		Yamaha R6 - Red Mist Ltd/ GK Tree Surgeons Ltd/JWG Motorc	
IDEAL LAP TIME : 1:05.596		BEST LAP TIME : 1:05.596		DIFFERENCE : 0.000			
LAP	SECTOR 1	SECTOR 2	LAP TIME	MPH	DIFF	TIME OF DAY	
1 -		29.663	1:14.333	70.51	8.737	15:18:07.198	
2 -	37.671	29.702	1:07.373	77.79	1.777	15:19:14.571	
3 -	37.253	29.328	1:06.581	78.72	0.985	15:20:21.152	
4 -	36.721	29.213	1:05.934 (3)	79.49	0.338	15:21:27.086	
5 -	37.027	29.088	1:06.115	79.28	0.519	15:22:33.201	
6 -	36.560	29.036	1:05.596 (1)	79.90		15:23:38.797	
7 -	37.605	29.152	1:06.757	78.51	1.161	15:24:45.554	
8 -	36.748	29.182	1:05.930 (2)	79.50	0.334	15:25:51.484	

P7		39 C		Aaron MONK		Kawasaki NINJA 636 - flyaspitfire.co.uk	
IDEAL LAP TIME : 1:05.696		BEST LAP TIME : 1:05.948		DIFFERENCE : 0.252			
LAP	SECTOR 1	SECTOR 2	LAP TIME	MPH	DIFF	TIME OF DAY	
1 -		29.817	1:13.904	70.92	7.956	15:18:06.769	
2 -	37.627	29.676	1:07.303	77.88	1.355	15:19:14.072	
3 -	37.502	29.381	1:06.883	78.36	0.935	15:20:20.955	
4 -	36.815	29.584	1:06.399	78.94	0.451	15:21:27.354	
5 -	36.821	29.219	1:06.040 (2)	79.37	0.092	15:22:33.394	
6 -	36.544	29.404	1:05.948 (1)	79.48		15:23:39.342	
7 -	38.262	29.152	1:07.414	77.75	1.466	15:24:46.756	
8 -	36.706	29.561	1:06.267 (3)	79.09	0.319	15:25:53.023	

P8		5		Luke MACRAE		Triumph 765 - Bournphoto.co.uk	
IDEAL LAP TIME : 1:05.648		BEST LAP TIME : 1:05.648		DIFFERENCE : 0.000			
LAP	SECTOR 1	SECTOR 2	LAP TIME	MPH	DIFF	TIME OF DAY	
1 -		29.642	1:12.560	72.23	6.912	15:18:05.425	
2 -	37.264	29.931	1:07.195	78.00	1.547	15:19:12.620	
3 -	36.996	29.573	1:06.569 (3)	78.73	0.921	15:20:19.189	
4 -	36.901	29.757	1:06.658	78.63	1.010	15:21:25.847	
5 -	36.459	29.189	1:05.648 (1)	79.84		15:22:31.495	
6 -	37.186	29.879	1:07.065	78.15	1.417	15:23:38.560	
7 -	38.587	30.090	1:08.677	76.32	3.029	15:24:47.237	
8 -	36.617	29.567	1:06.184 (2)	79.19	0.536	15:25:53.421	

P9		81		Fred McMULLAN		Kawasaki ZX636 - Orwell Motorcycles ipswich	
IDEAL LAP TIME : 1:05.755		BEST LAP TIME : 1:05.755		DIFFERENCE : 0.000			
LAP	SECTOR 1	SECTOR 2	LAP TIME	MPH	DIFF	TIME OF DAY	
1 -		31.304	1:18.555	66.72	12.800	15:18:11.420	
2 -	38.563	30.225	1:08.788	76.19	3.033	15:19:20.208	
3 -	37.439	29.687	1:07.126	78.08	1.371	15:20:27.334	
4 -	37.216	29.561	1:06.777 (3)	78.49	1.022	15:21:34.111	
5 -	37.299	29.720	1:07.019	78.21	1.264	15:22:41.130	
6 -	37.331	29.729	1:07.060	78.16	1.305	15:23:48.190	
7 -	36.688	29.433	1:06.121 (2)	79.27	0.366	15:24:54.311	
8 -	36.544	29.211	1:05.755 (1)	79.71		15:26:00.066	

P10		115 C		Brian MAHER		Yamaha R6 - Spraytech /Espresso Solutions	
IDEAL LAP TIME : 1:06.811		BEST LAP TIME : 1:06.811		DIFFERENCE : 0.000			
LAP	SECTOR 1	SECTOR 2	LAP TIME	MPH	DIFF	TIME OF DAY	
1 -		30.309	1:15.185	69.71	8.374	15:18:08.050	
2 -	38.341	30.356	1:08.697	76.30	1.886	15:19:16.747	
3 -	37.805	30.613	1:08.418	76.61	1.607	15:20:25.165	
4 -	38.247	30.104	1:08.351	76.68	1.540	15:21:33.516	
5 -	37.709	29.651	1:07.360 (3)	77.81	0.549	15:22:40.876	
6 -	37.808	30.039	1:07.847	77.25	1.036	15:23:48.723	
7 -	37.324	29.644	1:06.968 (2)	78.27	0.157	15:24:55.691	
8 -	37.222	29.589	1:06.811 (1)	78.45		15:26:02.502	

BMCRC - MRO Championships 2024 - Rnd 2 @ Pembrey

DART MRO 600 inc Clubman 600 & GP2/EVO

RACE 11 - SECTOR ANALYSIS



SECTOR 1 = FL to I1, SECTOR 2 = I1 to FL, DIFF = Difference To Personal Best Lap, P = Crossed Finish Line in Pit Lane, D = Time Disallowed

P11 67 C		Edward ANSELL		Triumph 675 - E a Ansell contractors			
IDEAL LAP TIME : 1:07.260		BEST LAP TIME : 1:07.312		DIFFERENCE : 0.052			
LAP	SECTOR 1	SECTOR 2	LAP TIME	MPH	DIFF	TIME OF DAY	
1 -		30.137	1:15.477	69.44	8.165	15:18:08.342	
2 -	38.563	29.981	1:08.544	76.47	1.232	15:19:16.886	
3 -	38.246	30.159	1:08.405	76.62	1.093	15:20:25.291	
4 -	37.720	29.735	1:07.455 (2)	77.70	0.143	15:21:32.746	
5 -	38.116	29.832	1:07.948	77.14	0.636	15:22:40.694	
6 -	37.574	29.738	1:07.312 (1)	77.87		15:23:48.006	
7 -	37.811	29.686	1:07.497 (3)	77.65	0.185	15:24:55.503	
8 -	38.097	29.728	1:07.825	77.28	0.513	15:26:03.328	

P12 35		Kai DICKINSON		Kawasaki ZX636 -			
IDEAL LAP TIME : 1:08.038		BEST LAP TIME : 1:08.293		DIFFERENCE : 0.255			
LAP	SECTOR 1	SECTOR 2	LAP TIME	MPH	DIFF	TIME OF DAY	
1 -		30.079	1:15.949	69.01	7.656	15:18:08.814	
2 -	39.005	29.584	1:08.589 (2)	76.42	0.296	15:19:17.403	
3 -	38.943	29.919	1:08.862	76.11	0.569	15:20:26.265	
4 -	38.721	29.572	1:08.293 (1)	76.75		15:21:34.558	
5 -	38.466	30.153	1:08.619 (3)	76.38	0.326	15:22:43.177	
6 -	39.073	30.133	1:09.206	75.73	0.913	15:23:52.383	
7 -	38.789	30.054	1:08.843	76.13	0.550	15:25:01.226	
8 -	38.740	30.781	1:09.521	75.39	1.228	15:26:10.747	

P13 78		Keith POVAH		Yamaha R6 - @crap.sack give us a follow!			
IDEAL LAP TIME : 1:09.323		BEST LAP TIME : 1:09.323		DIFFERENCE : 0.000			
LAP	SECTOR 1	SECTOR 2	LAP TIME	MPH	DIFF	TIME OF DAY	
1 -		31.274	1:17.597	67.54	8.274	15:18:10.462	
2 -	39.930	31.144	1:11.074	73.74	1.751	15:19:21.536	
3 -	38.508	31.216	1:09.724 (2)	75.17	0.401	15:20:31.260	
4 -	38.407	30.916	1:09.323 (1)	75.61		15:21:40.583	
5 -	38.573	31.579	1:10.152 (3)	74.71	0.829	15:22:50.735	
6 -	39.032	31.554	1:10.586	74.25	1.263	15:24:01.321	
7 -	39.814	31.584	1:11.398	73.41	2.075	15:25:12.719	
8 -	40.337	31.969	1:12.306	72.49	2.983	15:26:25.025	

P14 64 C		Jack ALLAN		Yamaha R6 - Yours truly			
IDEAL LAP TIME : 1:09.061		BEST LAP TIME : 1:09.162		DIFFERENCE : 0.101			
LAP	SECTOR 1	SECTOR 2	LAP TIME	MPH	DIFF	TIME OF DAY	
1 -		33.030	1:21.746	64.12	12.584	15:18:14.611	
2 -	39.885	31.275	1:11.160	73.65	1.998	15:19:25.771	
3 -	39.807	31.788	1:11.595	73.21	2.433	15:20:37.366	
4 -	40.499	31.712	1:12.211	72.58	3.049	15:21:49.577	
5 -	39.203	31.052	1:10.255	74.60	1.093	15:22:59.832	
6 -	38.454	31.101	1:09.555 (3)	75.35	0.393	15:24:09.387	
7 -	38.372	30.850	1:09.222 (2)	75.72	0.060	15:25:18.609	
8 -	38.473	30.689	1:09.162 (1)	75.78		15:26:27.771	

P15 991 C		Aled EVANS		- No sponsor			
IDEAL LAP TIME : 1:08.850		BEST LAP TIME : 1:08.850		DIFFERENCE : 0.000			
LAP	SECTOR 1	SECTOR 2	LAP TIME	MPH	DIFF	TIME OF DAY	
1 -		31.872	1:19.668	65.79	10.818	15:18:12.533	
2 -	41.504	31.101	1:12.605	72.19	3.755	15:19:25.138	
3 -	40.142	31.748	1:11.890	72.91	3.040	15:20:37.028	
4 -	40.670	31.284	1:11.954	72.84	3.104	15:21:48.982	
5 -	39.714	30.650	1:10.364	74.49	1.514	15:22:59.346	
6 -	39.066	31.296	1:10.362 (3)	74.49	1.512	15:24:09.708	
7 -	39.276	30.987	1:10.263 (2)	74.59	1.413	15:25:19.971	
8 -	38.242	30.608	1:08.850 (1)	76.13		15:26:28.821	

BMCRC - MRO Championships 2024 - Rnd 2 @ Pembrey

DART MRO 600 inc Clubman 600 & GP2/EVO

RACE 11 - SECTOR ANALYSIS



SECTOR 1 = FL to I1, SECTOR 2 = I1 to FL, DIFF = Difference To Personal Best Lap, P = Crossed Finish Line in Pit Lane, D = Time Disallowed

P16 74 C		Tom VAUGHAN		Yamaha R6 - Lamonde Automation Ltd, Smiths Mechanical Sup		
IDEAL LAP TIME : 1:09.392		BEST LAP TIME : 1:09.419		DIFFERENCE : 0.027		
LAP	SECTOR 1	SECTOR 2	LAP TIME	MPH	DIFF	TIME OF DAY
1 -		31.836	1:19.917	65.58	10.498	15:18:12.782
2 -	40.675	31.160	1:11.835	72.96	2.416	15:19:24.617
3 -	40.535	32.011	1:12.546	72.25	3.127	15:20:37.163
4 -	40.452	30.959	1:11.411	73.40	1.992	15:21:48.574
5 -	39.781	30.646	1:10.427 (3)	74.42	1.008	15:22:59.001
6 -	40.056	30.814	1:10.870	73.96	1.451	15:24:09.871
7 -	39.644	30.499	1:10.143 (2)	74.72	0.724	15:25:20.014
8 -	38.893	30.526	1:09.419 (1)	75.50		15:26:29.433

P17 84 C		George HIGGINS		Yamaha R6 - Aztec Racing		
IDEAL LAP TIME : 1:12.705		BEST LAP TIME : 1:13.125		DIFFERENCE : 0.420		
LAP	SECTOR 1	SECTOR 2	LAP TIME	MPH	DIFF	TIME OF DAY
1 -		33.189	1:22.221	63.74	9.096	15:18:15.086
2 -	41.275	32.735	1:14.010	70.82	0.885	15:19:29.096
3 -	41.560	32.404	1:13.964	70.86	0.839	15:20:43.060
4 -	40.853	32.324	1:13.177 (2)	71.62	0.052	15:21:56.237
5 -	40.381	32.744	1:13.125 (1)	71.68		15:23:09.362
6 -	41.041	32.474	1:13.515	71.29	0.390	15:24:22.877
7 -	40.657	32.580	1:13.237 (3)	71.57	0.112	15:25:36.114
8 -	40.978	32.732	1:13.710	71.11	0.585	15:26:49.824

P18 28 C		Tom WALKER		Yamaha R6 - TRW Racing		
IDEAL LAP TIME : 1:08.650		BEST LAP TIME : 1:08.650		DIFFERENCE : 0.000		
LAP	SECTOR 1	SECTOR 2	LAP TIME	MPH	DIFF	TIME OF DAY
1 -		31.397	1:17.655	67.49	9.005	15:18:10.520
2 -	1:08.955	35.808	1:44.763	50.03	36.113	15:19:55.283
3 -	43.895	31.987	1:15.882	69.07	7.232	15:21:11.165
4 -	40.947	31.436	1:12.383	72.41	3.733	15:22:23.548
5 -	40.052	31.434	1:11.486 (3)	73.32	2.836	15:23:35.034
6 -	38.832	30.963	1:09.795 (2)	75.09	1.145	15:24:44.829
7 -	38.505	30.145	1:08.650 (1)	76.35		15:25:53.479

P19 10 C		Ian LAURIE		Triumph DAYTONA -		
IDEAL LAP TIME : 1:17.360		BEST LAP TIME : 1:17.717		DIFFERENCE : 0.357		
LAP	SECTOR 1	SECTOR 2	LAP TIME	MPH	DIFF	TIME OF DAY
1 -		34.331	1:25.123	61.57	7.406	15:18:17.988
2 -	44.339	35.187	1:19.526	65.91	1.809	15:19:37.514
3 -	45.639	35.826	1:21.465	64.34	3.748	15:20:58.979
4 -	43.585	35.005	1:18.590	66.69	0.873	15:22:17.569
5 -	43.029	34.688	1:17.717 (1)	67.44		15:23:35.286
6 -	43.848	34.523	1:18.371 (2)	66.88	0.654	15:24:53.657
7 -	43.716	34.856	1:18.572 (3)	66.71	0.855	15:26:12.229

P20 395 C		William NICHOLLS		Yamaha R6 - Will Nicholls Farriery		
IDEAL LAP TIME : 1:23.300		BEST LAP TIME : 1:23.300		DIFFERENCE : 0.000		
LAP	SECTOR 1	SECTOR 2	LAP TIME	MPH	DIFF	TIME OF DAY
1 -		39.257	1:36.127	54.52	12.827	15:18:28.992
2 -	49.929	38.718	1:28.647	59.12	5.347	15:19:57.639
3 -	50.664	36.995	1:27.659	59.79	4.359	15:21:25.298
4 -	47.545	35.755	1:23.300 (1)	62.92		15:22:48.598
5 -	47.749	35.819	1:23.568 (2)	62.72	0.268	15:24:12.166
6 -	48.883	37.859	1:26.742	60.42	3.442	15:25:38.908
7 -	48.150	36.657	1:24.807 (3)	61.80	1.507	15:27:03.715

BMCRC - MRO Championships 2024 - Rnd 2 @ Pembrey

DART MRO 600 inc Clubman 600 & GP2/EVO

RACE 11 - SECTOR ANALYSIS



SECTOR 1 = FL to I1, SECTOR 2 = I1 to FL, DIFF = Difference To Personal Best Lap, P = Crossed Finish Line in Pit Lane, D = Time Disallowed

P21 98 C Christopher SWYER							
IDEAL LAP TIME : 1:15.022		BEST LAP TIME : 1:15.022		DIFFERENCE : 0.000			
LAP	SECTOR 1	SECTOR 2	LAP TIME	MPH	DIFF	TIME OF DAY	
1 -		32.089	1:18.895	66.43	3.873	15:18:11.760	
2 -	42.985	32.037	1:15.022 (1)	69.86		15:19:26.782	
3 -	49.329	IN PIT	1:42.844 P	50.96	27.822	15:21:09.626	

P22 910 C Harry GOWER				Triumph DAYTONA 675 - RG Racing			
IDEAL LAP TIME : 1:12.255		BEST LAP TIME : 1:13.930		DIFFERENCE : 1.675			
LAP	SECTOR 1	SECTOR 2	LAP TIME	MPH	DIFF	TIME OF DAY	
1 -		32.275	1:19.495	65.93	5.565	15:18:12.360	
2 -	39.980	33.950	1:13.930 (1)	70.89		15:19:26.290	

P23 54 C Jake ANDERTON				Yamaha R6 - Hunter Racing			
IDEAL LAP TIME :		BEST LAP TIME :		DIFFERENCE :			
LAP	SECTOR 1	SECTOR 2	LAP TIME	MPH	DIFF	TIME OF DAY	
1 -		31.196	1:17.735	67.42		15:18:10.600	

BMCRC - MRO Championships 2024 - Rnd 2 @ Pembrey

DART MRO 600 inc Clubman 600 & GP2/EVO

RACE 11 - BEST SECTORS

SECTOR 1			SECTOR 2			IDEAL / BEST COMPARISON						
POS	NO	NAME	TIME	NO	NAME	TIME	POS	NO	NAME	IDEAL	BEST	DIFF
									PERFECT LAP	1:04.416		
1	80	CREASEY	36.143	80	CREASEY	28.273	1	80	CREASEY	1:04.416	1:04.416	0.000
2	1	FOWLE	36.318	3	LAMBDEN	28.628	2	1	FOWLE	1:05.151	1:05.221	0.070
3	5	MACRAE	36.459	125	JONES	28.655	3	3	LAMBDEN	1:05.245	1:05.683	0.438
4	39	MONK	36.544	1	FOWLE	28.833	4	125	JONES	1:05.304	1:05.603	0.299
5	81	McMULLAN	36.544	531	KOURTI	29.036	5	531	KOURTI	1:05.596	1:05.596	0.000
6	531	KOURTI	36.560	39	MONK	29.152	6	5	MACRAE	1:05.648	1:05.648	0.000
7	91	HIRST	36.597	5	MACRAE	29.189	7	39	MONK	1:05.696	1:05.948	0.252
8	3	LAMBDEN	36.617	81	McMULLAN	29.211	8	81	McMULLAN	1:05.755	1:05.755	0.000
9	125	JONES	36.649	91	HIRST	29.216	9	91	HIRST	1:05.813	1:05.813	0.000
10	115	MAHER	37.222	35	DICKINSON	29.572	10	115	MAHER	1:06.811	1:06.811	0.000
11	67	ANSELL	37.574	115	MAHER	29.589	11	67	ANSELL	1:07.260	1:07.312	0.052
12	991	EVANS	38.242	67	ANSELL	29.686	12	35	DICKINSON	1:08.038	1:08.293	0.255
13	64	ALLAN	38.372	28	WALKER	30.145	13	28	WALKER	1:08.650	1:08.650	0.000
14	78	POVAH	38.407	74	VAUGHAN	30.499	14	991	EVANS	1:08.850	1:08.850	0.000
15	35	DICKINSON	38.466	991	EVANS	30.608	15	64	ALLAN	1:09.061	1:09.162	0.101
16	28	WALKER	38.505	64	ALLAN	30.689	16	78	POVAH	1:09.323	1:09.323	0.000
17	74	VAUGHAN	38.893	78	POVAH	30.916	17	74	VAUGHAN	1:09.392	1:09.419	0.027
18	910	GOWER	39.980	54	ANDERTON	31.196	18	910	GOWER	1:12.255	1:13.930	1.675
19	84	HIGGINS	40.381	98	SWYER	32.037	19	84	HIGGINS	1:12.705	1:13.125	0.420
20	98	SWYER	42.985	910	GOWER	32.275	20	98	SWYER	1:15.022	1:15.022	0.000
21	10	LAURIE	43.029	84	HIGGINS	32.324	21	10	LAURIE	1:17.360	1:17.717	0.357
22	395	NICHOLLS	47.545	10	LAURIE	34.331	22	395	NICHOLLS	1:23.300	1:23.300	0.000
23				395	NICHOLLS	35.755	23	54	ANDERTON			

BMCRC - MRO Championships 2024 - Rnd 2 @ Pembrey

DART MRO 600 inc Clubman 600 & GP2/EVO

RACE 11 - STATISTICS

Competitors Started	23
Planned Start	2024-04-13 @ 15:20:00.000
Actual Start	2024-04-13 @ 15:16:52.864
Finish Time	2024-04-13 @ 15:25:46.509
Track Length	1.4560mi.
Total Laps	163
Total Distance Covered	237.3280mi.

Session Fastest Lap History

NO	CL	NAME	LAP TIME	TIME OF DAY	LAP	VEHICLE
91		Sam HIRST	1:06.733	15:19:12.102	2	Kawasaki ZX-636
125		Lewis JONES	1:06.435	15:19:12.292	2	Kawasaki ZX6R
91		Sam HIRST	1:06.405	15:20:18.506	3	Kawasaki ZX-636
80		Morgan CREASEY	1:06.235	15:20:19.068	3	Yamaha R6
3		Joey LAMB DEN	1:06.102	15:20:19.409	3	Kawasaki 636
1		Harry FOWLE	1:06.095	15:21:24.778	4	Yamaha R6
80		Morgan CREASEY	1:06.007	15:21:25.069	4	Yamaha R6
531	C	Jake KOURTI	1:05.934	15:21:27.113	4	Yamaha R6
1		Harry FOWLE	1:05.492	15:22:30.270	5	Yamaha R6
1		Harry FOWLE	1:05.327	15:23:35.597	6	Yamaha R6
1		Harry FOWLE	1:05.221	15:24:40.818	7	Yamaha R6
80		Morgan CREASEY	1:04.416	15:24:41.086	7	Yamaha R6

Session Leader History

NO	CL	NAME	FROM LAP	LAPS LED	DISTANCE	VEHICLE
1		Harry FOWLE	1	1	1.45 miles	Yamaha R6
91		Sam HIRST	2	2	2.91 miles	Kawasaki ZX-636
1		Harry FOWLE	4	4	5.82 miles	Yamaha R6
80		Morgan CREASEY	8	1	1.45 miles	Yamaha R6

Flag History

TYPE	TIME OF DAY
GREEN	15:16:52.864
FINISH	15:25:46.509

Flag Statistics

TYPE	COUNT	TOTAL LAPS	TOTAL TIME
Green	1	8	10:19.585
Red	0	0	0.000
Safety Car	0	0	0.000
FCY	0	0	0.000

BMCRC - MRO Championships 2024 - Rnd 2 @ Pembrey

DART MRO 600 inc Clubman 600 & GP2/EVO

RACE 11 - STATISTICS

CLASS :

9 Starters

Fastest Lap History

NO	NAME	LAP TIME	TIME OF DAY	LAP	VEHICLE
91	Sam HIRST	1:06.733	15:19:12.102	2	Kawasaki ZX-636
125	Lewis JONES	1:06.435	15:19:12.292	2	Kawasaki ZX6R
91	Sam HIRST	1:06.405	15:20:18.506	3	Kawasaki ZX-636
80	Morgan CREASEY	1:06.235	15:20:19.068	3	Yamaha R6
3	Joey LAMB DEN	1:06.102	15:20:19.409	3	Kawasaki 636
1	Harry FOWLE	1:06.095	15:21:24.778	4	Yamaha R6
80	Morgan CREASEY	1:06.007	15:21:25.069	4	Yamaha R6
1	Harry FOWLE	1:05.492	15:22:30.270	5	Yamaha R6
1	Harry FOWLE	1:05.327	15:23:35.597	6	Yamaha R6
1	Harry FOWLE	1:05.221	15:24:40.818	7	Yamaha R6
80	Morgan CREASEY	1:04.416	15:24:41.086	7	Yamaha R6

Leader History

NO	NAME	FROM LAP	LAPS LED	DISTANCE	VEHICLE
1	Harry FOWLE	1	1	1.45 miles	Yamaha R6
91	Sam HIRST	2	2	2.91 miles	Kawasaki ZX-636
1	Harry FOWLE	4	4	5.82 miles	Yamaha R6
80	Morgan CREASEY	8	1	1.45 miles	Yamaha R6

BMCRC - MRO Championships 2024 - Rnd 2 @ Pembrey

DART MRO 600 inc Clubman 600 & GP2/EVO

RACE 11 - STATISTICS

CLASS : C

14 Starters

Fastest Lap History

NO	NAME	LAP TIME	TIME OF DAY	LAP	VEHICLE
39	Aaron MONK	1:07.303	15:19:14.095	2	Kawasaki NINJA 636
39	Aaron MONK	1:06.883	15:20:20.977	3	Kawasaki NINJA 636
531	Jake KOURTI	1:06.581	15:20:21.178	3	Yamaha R6
531	Jake KOURTI	1:05.934	15:21:27.113	4	Yamaha R6
531	Jake KOURTI	1:05.596	15:23:38.824	6	Yamaha R6

Leader History

NO	NAME	FROM LAP	LAPS LED	DISTANCE	VEHICLE
39	Aaron MONK	1	3	4.36 miles	Kawasaki NINJA 636
531	Jake KOURTI	4	5	7.28 miles	Yamaha R6



BMCRC - MRO Championships 2024 - Rnd 2 @ Pembrey

DART MRO 600 inc Clubman 600 & GP2/EVO

RACE 2 - GRID (12 Laps)

ROW 9	1		1		25	143	Dale BREW
ROW 8	24	32	James ROBINSON	1:23.300	23	395	William NICHOLLS
					22	10	Ian LAURIE
ROW 7	21	54	Jake ANDERTON	1:15.022	20	98	Christopher SWYER
					19	910	Harry GOWER
ROW 6	18	84	George HIGGINS	1:13.125	17	74	Tom VAUGHAN
					16	78	Keith POVAH
ROW 5	15	64	Jack ALLAN	1:09.162	14	991	Aled EVANS
					13	28	Tom WALKER
ROW 4	12	35	Kai DICKINSON	1:08.293	11	67	Edward ANSELL
					10	115	Brian MAHER
ROW 3	9	39	Aaron MONK	1:05.948	8	91	Sam HIRST
					7	81	Fred McMULLAN
ROW 2	6	3	Joey LAMBDEN	1:05.683	5	5	Luke MACRAE
					4	125	Lewis JONES
ROW 1	3	531	Jake KOURTI	1:05.596	2	1	Harry FOWLE
					1	80	Morgan CREASEY
							Pole

These results are provisional until the conclusion of any judicial and technical matters.

Pembrey National: 1.4560 miles

Clerk Of Course:	Stewards:	Timekeeper:	<i>Craig Smith</i>	
------------------	-----------	-------------	--------------------	--

Results can be found at www.tsl-timing.com

Printed - 15:29 Saturday, 13 April 2024





BMCRC - MRO Championships 2024 - Rnd 2 @ Pembrey

DART MRO 600 inc Clubman 600 & GP2/EVO

RACE 2 - CLASSIFICATION

Race Distance: 12 Laps / 17.47 miles

POS	NO	CL	PIC	NAME	ENTRY	LAPS	TIME	GAP	DIFF	MPH	BEST	ON	GRD	↑↓
1	1		1	Harry FOWLE	Yamaha R6 - HF Refinishing Racing	12	12:12.339			85.88	59.993	7	2	1
2	3		2	Joey LAMBDEN	Kawasaki 636 -	12	12:12.560	0.221	0.221	85.86	1:00.065	7	6	4
3	125		3	Lewis JONES	Kawasaki ZX6R - BMW autoscan	12	12:14.418	2.079	1.858	85.64	59.686	12	4	1
4	80		4	Morgan CREASEY	Yamaha R6 - Wanics Ltd	12	12:30.973	18.634	16.555	83.75	1:01.553	3	1	-3
5	5		5	Luke MACRAE	Triumph 765 - Bournephoto.co.uk	12	12:31.071	18.732	0.098	83.74	1:01.625	3	5	0
6	35		6	Kai DICKINSON	Kawasaki ZX636 -	12	12:41.279	28.940	10.208	82.62	1:02.007	8	12	6
7	39	C	1	Aaron MONK	Kawasaki NINJA 636 - flyaspiffire.co.uk	12	12:46.715	34.376	5.436	82.03	1:02.659	8	9	2
8	78		7	Keith POVAH	Yamaha R6 - @crap.sack give us a follow!	12	12:51.171	38.832	4.456	81.56	1:02.881	8	16	8
9	28	C	2	Tom WALKER	Yamaha R6 - TRW Racing	12	13:04.249	51.910	13.078	80.20	1:03.485	5	13	4
10	910	C	3	Harry GOWER	Triumph DAYTONA 675 - RG Racing	12	13:07.575	55.236	3.326	79.86	1:04.028	4	19	9
11	991	C	4	Aled EVANS	- No sponsor	12	13:07.924	55.585	0.349	79.82	1:04.245	4	14	3
12	67	C	5	Edward ANSELL	Triumph 675 - E a Ansell contractors	12	13:08.007	55.668	0.083	79.82	1:04.212	10	11	-1
13	74	C	6	Tom VAUGHAN	Yamaha R6 - Lamonde Automation Ltd, Smiths Mechanical	12	13:10.085	57.746	2.078	79.61	1:04.188	5	17	4
14	54	C	7	Jake ANDERTON	Yamaha R6 - Hunter Racing	12	13:13.780	1:01.441	3.695	79.24	1:04.751	6	21	7
15	32		8	James ROBINSON	Yamaha R6 -	11	12:20.595	1 Lap	1 Lap	77.85	1:05.277	11	24	9
16	84	C	8	George HIGGINS	Yamaha R6 - Aztec Racing	11	12:40.930	1 Lap	20.335	75.77	1:07.918	6	18	2
17	10	C	9	Ian LAURIE	Triumph DAYTONA -	10	13:08.290	2 Laps	1 Lap	66.49	1:15.224	2	22	5
18	395	C	10	William NICHOLLS	Yamaha R6 - Will Nicholls Farriery	10	13:30.926	2 Laps	22.636	64.63	1:19.556	8	23	5

NOT CLASSIFIED

DNF	531	C		Jake KOURTI	Yamaha R6 - Red Mist Ltd/ GK Tree Surgeons Ltd/JWG Mot	11	11:28.338	1 Lap	0.000	83.76	1:01.366	3	3	
DNF	91			Sam HIRST	Kawasaki ZX-636 - Team Valley Racing	10	10:37.963	2 Laps	1 Lap	82.16	1:02.745	10	8	
DNF	115	C		Brian MAHER	Yamaha R6 - Spraytech /Espresso Solutions	6	6:32.802	6 Laps	4 Laps	80.06	1:03.541	6	10	
DNF	81			Fred McMULLAN	Kawasaki ZX636 - Orwell Motorcycles Ipswich	0								7

FASTEST LAP

125				Lewis JONES	Kawasaki ZX6R - BMW autoscan	12	59.686			87.81 mph	141.33 kph			
531	C			Jake KOURTI	Yamaha R6 - Red Mist Ltd/ GK Tree Surgeons Ltd/JWG Mot	3	1:01.366			85.41 mph	137.46 kph			

Comments:

Class - 92.5% of Race Speed = 79.43 mph
Class C - 92.5% of Race Speed = 75.87 mph

Weather / Track : Sunny / Dry

Date: 14/04/2024 Start: 09:38 Finish: 09:50

These results are provisional until the conclusion of any judicial and technical matters.

Pembrey National: 1.4560 miles

Clerk Of Course:

Stewards:

Timekeeper:

Craig Smith



Results can be found at www.tsl-timing.com

Printed - 09:52 Sunday, 14 April 2024



BMCRC - MRO Championships 2024 - Rnd 2 @ Pembrey

DART MRO 600 inc Clubman 600 & GP2/EVO

RACE 2 - POSITION CHART

No	Name	Lap Pos	Lap											
			1	2	3	4	5	6	7	8	9	10	11	12
80	CREASEY	1	1	1	1	125	125	125	125	125	1	1	1	1
1	FOWLE	2	125	3	3	1	1	1	1	1	125	3	3	3
531	KOURTI	3	3	125	125	3	3	3	3	3	3	125	125	125
125	JONES	4	531	80	80	80	80	80	80	80	80	531	531	80
5	MACRAE	5	80	531	531	531	531	531	531	531	531	5	5	5
3	LAMB DEN	6	5	5	5	5	5	5	5	5	5	80	80	35
81	McMULLAN	7	91	91	91	91	91	35	35	35	35	35	35	39
91	HIRST	8	115	39	39	39	35	91	91	91	91	91	39	78
39	MONK	9	39	35	35	35	39	39	39	39	39	39	78	28
115	MAHER	10	35	115	115	78	78	78	78	78	78	78	28	910
67	ANSELL	11	991	78	78	115	115	115	28	28	28	28	910	991
35	DICKINSON	12	28	991	28	28	28	28	991	991	991	991	991	67
28	WALKER	13	78	28	991	991	991	991	910	910	910	910	67	74
991	EVANS	14	67	67	67	67	910	910	67	67	67	67	74	54
78	POVAH	15	910	910	910	910	67	67	74	74	74	74	54	
74	VAUGHAN	16	74	74	74	74	74	74	54	54	54	54	32	
84	HIGGINS	17	54	54	54	54	54	54	32	32	32	32	84	
910	GOWER	18	84	32	32	32	32	32	84	84	84	84		
54	ANDERTON	19	32	84	84	84	84	84	10	10	10	10		
10	LAURIE	20	10	10	10	10	10	10	395	395	395	395		
395	NICHOLLS	21	395	395	395	395	395	395						
32	ROBINSON	22												

BMCRC - MRO Championships 2024 - Rnd 2 @ Pembrey

DART MRO 600 inc Clubman 600 & GP2/EVO

RACE 2 - SECTOR ANALYSIS



SECTOR 1 = FL to I1, SECTOR 2 = I1 to FL, DIFF = Difference To Personal Best Lap, P = Crossed Finish Line in Pit Lane, D = Time Disallowed

P1		1		Harry FOWLE		Yamaha R6 - HF Refinishing Racing	
IDEAL LAP TIME : 59.832		BEST LAP TIME : 59.993		DIFFERENCE : 0.161			
LAP	SECTOR 1	SECTOR 2	LAP TIME	MPH	DIFF	TIME OF DAY	
1 -		27.122	1:06.261	79.10	6.268	09:39:37.577	
2 -	34.136	26.721	1:00.857	86.12	0.864	09:40:38.434	
3 -	33.933	26.789	1:00.722	86.32	0.729	09:41:39.156	
4 -	33.726	27.428	1:01.154	85.71	1.161	09:42:40.310	
5 -	33.650	26.659	1:00.309 (3)	86.91	0.316	09:43:40.619	
6 -	33.905	26.669	1:00.574	86.53	0.581	09:44:41.193	
7 -	33.455	26.538	59.993 (1)	87.37		09:45:41.186	
8 -	33.496	26.872	1:00.368	86.82	0.375	09:46:41.554	
9 -	33.962	26.879	1:00.841	86.15	0.848	09:47:42.395	
10 -	33.893	26.648	1:00.541	86.57	0.548	09:48:42.936	
11 -	33.879	26.796	1:00.675	86.38	0.682	09:49:43.611	
12 -	33.294	26.750	1:00.044 (2)	87.29	0.051	09:50:43.655	

P2		3		Joey LAMB DEN		Kawasaki 636 -	
IDEAL LAP TIME : 59.941		BEST LAP TIME : 1:00.065		DIFFERENCE : 0.124			
LAP	SECTOR 1	SECTOR 2	LAP TIME	MPH	DIFF	TIME OF DAY	
1 -		26.919	1:07.342	77.83	7.277	09:39:38.658	
2 -	33.706	26.638	1:00.344	86.86	0.279	09:40:39.002	
3 -	33.526	26.790	1:00.316 (3)	86.90	0.251	09:41:39.318	
4 -	33.962	27.235	1:01.197	85.65	1.132	09:42:40.515	
5 -	33.736	26.744	1:00.480	86.66	0.415	09:43:40.995	
6 -	33.659	26.680	1:00.339	86.86	0.274	09:44:41.334	
7 -	33.440	26.625	1:00.065 (1)	87.26		09:45:41.399	
8 -	33.413	27.055	1:00.468	86.68	0.403	09:46:41.867	
9 -	33.928	26.901	1:00.829	86.16	0.764	09:47:42.696	
10 -	33.805	26.528	1:00.333	86.87	0.268	09:48:43.029	
11 -	33.985	26.710	1:00.695	86.35	0.630	09:49:43.724	
12 -	33.524	26.628	1:00.152 (2)	87.13	0.087	09:50:43.876	

P3		125		Lewis JONES		Kawasaki ZX6R - BMW autoscan	
IDEAL LAP TIME : 59.634		BEST LAP TIME : 59.686		DIFFERENCE : 0.052			
LAP	SECTOR 1	SECTOR 2	LAP TIME	MPH	DIFF	TIME OF DAY	
1 -		26.791	1:06.950	78.29	7.264	09:39:38.266	
2 -	34.353	26.671	1:01.024	85.89	1.338	09:40:39.290	
3 -	33.586	26.526	1:00.112 (2)	87.19	0.426	09:41:39.402	
4 -	33.665	26.780	1:00.445	86.71	0.759	09:42:39.847	
5 -	33.510	26.757	1:00.267	86.97	0.581	09:43:40.114	
6 -	33.568	26.579	1:00.147 (3)	87.14	0.461	09:44:40.261	
7 -	33.792	26.453	1:00.245	87.00	0.559	09:45:40.506	
8 -	33.611	26.553	1:00.164	87.12	0.478	09:46:40.670	
9 -	34.983	26.842	1:01.825	84.78	2.139	09:47:42.495	
10 -	36.446	26.386	1:02.832	83.42	3.146	09:48:45.327	
11 -	33.248	27.473	1:00.721	86.32	1.035	09:49:46.048	
12 -	33.258	26.428	59.686 (1)	87.81		09:50:45.734	

BMCRC - MRO Championships 2024 - Rnd 2 @ Pembrey

DART MRO 600 inc Clubman 600 & GP2/EVO

RACE 2 - SECTOR ANALYSIS



SECTOR 1 = FL to I1, SECTOR 2 = I1 to FL, DIFF = Difference To Personal Best Lap, P = Crossed Finish Line in Pit Lane, D = Time Disallowed

P4 80		Morgan CREASEY		Yamaha R6 - Warics Ltd			
IDEAL LAP TIME : 1:01.336		BEST LAP TIME : 1:01.553		DIFFERENCE : 0.217			
LAP	SECTOR 1	SECTOR 2	LAP TIME	MPH	DIFF	TIME OF DAY	
1 -		27.768	1:08.333	76.70	6.780	09:39:39.649	
2 -	34.759	27.138	1:01.897	84.68	0.344	09:40:41.546	
3 -	34.479	27.074	1:01.553 (1)	85.15		09:41:43.099	
4 -	34.729	27.290	1:02.019	84.51	0.466	09:42:45.118	
5 -	34.487	27.217	1:01.704 (2)	84.94	0.151	09:43:46.822	
6 -	34.718	27.477	1:02.195	84.27	0.642	09:44:49.017	
7 -	34.545	27.700	1:02.245	84.20	0.692	09:45:51.262	
8 -	34.262	27.488	1:01.750 (3)	84.88	0.197	09:46:53.012	
9 -	35.013	27.638	1:02.651	83.66	1.098	09:47:55.663	
10 -	35.672	27.094	1:02.766	83.51	1.213	09:48:58.429	
11 -	34.741	27.133	1:01.874	84.71	0.321	09:50:00.303	
12 -	34.388	27.598	1:01.986	84.56	0.433	09:51:02.289	

P5 5		Luke MACRAE		Triumph 765 - Bournephoto.co.uk			
IDEAL LAP TIME : 1:01.445		BEST LAP TIME : 1:01.625		DIFFERENCE : 0.180			
LAP	SECTOR 1	SECTOR 2	LAP TIME	MPH	DIFF	TIME OF DAY	
1 -		27.403	1:08.594	76.41	6.969	09:39:39.910	
2 -	35.099	27.340	1:02.439	83.94	0.814	09:40:42.349	
3 -	34.401	27.224	1:01.625 (1)	85.05		09:41:43.974	
4 -	34.315	27.463	1:01.778 (3)	84.84	0.153	09:42:45.752	
5 -	34.534	27.284	1:01.818	84.79	0.193	09:43:47.570	
6 -	34.429	27.231	1:01.660 (2)	85.00	0.035	09:44:49.230	
7 -	34.702	27.562	1:02.264	84.18	0.639	09:45:51.494	
8 -	34.528	27.674	1:02.202	84.26	0.577	09:46:53.696	
9 -	34.651	27.776	1:02.427	83.96	0.802	09:47:56.123	
10 -	34.933	27.130	1:02.063	84.45	0.438	09:48:58.186	
11 -	34.569	27.337	1:01.906	84.67	0.281	09:50:00.092	
12 -	34.341	27.954	1:02.295	84.14	0.670	09:51:02.387	

P6 35		Kai DICKINSON		Kawasaki ZX636 -			
IDEAL LAP TIME : 1:02.000		BEST LAP TIME : 1:02.007		DIFFERENCE : 0.007			
LAP	SECTOR 1	SECTOR 2	LAP TIME	MPH	DIFF	TIME OF DAY	
1 -		28.168	1:11.442	73.36	9.435	09:39:42.758	
2 -	35.964	27.971	1:03.935	81.98	1.928	09:40:46.693	
3 -	35.322	27.811	1:03.133	83.02	1.126	09:41:49.826	
4 -	35.187	27.406	1:02.593	83.74	0.586	09:42:52.419	
5 -	34.851	27.589	1:02.440	83.94	0.433	09:43:54.859	
6 -	35.007	27.813	1:02.820	83.43	0.813	09:44:57.679	
7 -	34.999	27.449	1:02.448	83.93	0.441	09:46:00.127	
8 -	34.643	27.364	1:02.007 (1)	84.53		09:47:02.134	
9 -	34.662	27.357	1:02.019 (2)	84.51	0.012	09:48:04.153	
10 -	34.970	27.417	1:02.387	84.01	0.380	09:49:06.540	
11 -	34.863	27.481	1:02.344 (3)	84.07	0.337	09:50:08.884	
12 -	35.693	28.018	1:03.711	82.27	1.704	09:51:12.595	

BMCRC - MRO Championships 2024 - Rnd 2 @ Pembrey

DART MRO 600 inc Clubman 600 & GP2/EVO

RACE 2 - SECTOR ANALYSIS



SECTOR 1 = FL to I1, SECTOR 2 = I1 to FL, DIFF = Difference To Personal Best Lap, P = Crossed Finish Line in Pit Lane, D = Time Disallowed

P7 39 C		Aaron MONK		Kawasaki NINJA 636 - flyaspitfire.co.uk			
IDEAL LAP TIME : 1:02.528		BEST LAP TIME : 1:02.659		DIFFERENCE : 0.131			
LAP	SECTOR 1	SECTOR 2	LAP TIME	MPH	DIFF	TIME OF DAY	
1 -		28.624	1:11.151	73.66	8.492	09:39:42.467	
2 -	35.806	27.998	1:03.804	82.15	1.145	09:40:46.271	
3 -	35.280	27.707	1:02.987	83.21	0.328	09:41:49.258	
4 -	35.251	27.767	1:03.018	83.17	0.359	09:42:52.276	
5 -	35.367	28.773	1:04.140	81.72	1.481	09:43:56.416	
6 -	35.376	27.585	1:02.961 (3)	83.25	0.302	09:44:59.377	
7 -	35.450	27.693	1:03.143	83.01	0.484	09:46:02.520	
8 -	34.943	27.716	1:02.659 (1)	83.65		09:47:05.179	
9 -	35.103	27.734	1:02.837 (2)	83.41	0.178	09:48:08.016	
10 -	35.895	27.714	1:03.609	82.40	0.950	09:49:11.625	
11 -	35.238	28.154	1:03.392	82.68	0.733	09:50:15.017	
12 -	35.377	27.637	1:03.014	83.18	0.355	09:51:18.031	

P8 78		Keith POVAH		Yamaha R6 - @crap.sack give us a follow!			
IDEAL LAP TIME : 1:02.768		BEST LAP TIME : 1:02.881		DIFFERENCE : 0.113			
LAP	SECTOR 1	SECTOR 2	LAP TIME	MPH	DIFF	TIME OF DAY	
1 -		28.920	1:13.531	71.28	10.650	09:39:44.847	
2 -	35.712	28.503	1:04.215	81.62	1.334	09:40:49.062	
3 -	35.485	28.048	1:03.533	82.50	0.652	09:41:52.595	
4 -	35.152	27.907	1:03.059 (3)	83.12	0.178	09:42:55.654	
5 -	35.394	28.356	1:03.750	82.22	0.869	09:43:59.404	
6 -	35.304	27.709	1:03.013 (2)	83.18	0.132	09:45:02.417	
7 -	35.825	27.803	1:03.628	82.37	0.747	09:46:06.045	
8 -	35.178	27.703	1:02.881 (1)	83.35		09:47:08.926	
9 -	35.409	27.712	1:03.121	83.04	0.240	09:48:12.047	
10 -	35.269	27.842	1:03.111	83.05	0.230	09:49:15.158	
11 -	35.718	27.675	1:03.393	82.68	0.512	09:50:18.551	
12 -	36.320	27.616	1:03.936	81.98	1.055	09:51:22.487	

P9 28 C		Tom WALKER		Yamaha R6 - TRW Racing			
IDEAL LAP TIME : 1:03.395		BEST LAP TIME : 1:03.485		DIFFERENCE : 0.090			
LAP	SECTOR 1	SECTOR 2	LAP TIME	MPH	DIFF	TIME OF DAY	
1 -		29.094	1:13.202	71.60	9.717	09:39:44.518	
2 -	36.193	28.739	1:04.932	80.72	1.447	09:40:49.450	
3 -	36.127	28.146	1:04.273	81.55	0.788	09:41:53.723	
4 -	35.369	28.770	1:04.139 (3)	81.72	0.654	09:42:57.862	
5 -	35.445	28.040	1:03.485 (1)	82.56		09:44:01.347	
6 -	35.355	28.163	1:03.518 (2)	82.52	0.033	09:45:04.865	
7 -	36.128	28.983	1:05.111	80.50	1.626	09:46:09.976	
8 -	36.834	28.978	1:05.812	79.64	2.327	09:47:15.788	
9 -	36.061	28.772	1:04.833	80.84	1.348	09:48:20.621	
10 -	36.149	28.977	1:05.126	80.48	1.641	09:49:25.747	
11 -	36.200	28.622	1:04.822	80.86	1.337	09:50:30.569	
12 -	35.905	29.091	1:04.996	80.64	1.511	09:51:35.565	

BMCRC - MRO Championships 2024 - Rnd 2 @ Pembrey

DART MRO 600 inc Clubman 600 & GP2/EVO

RACE 2 - SECTOR ANALYSIS



SECTOR 1 = FL to I1, SECTOR 2 = I1 to FL, DIFF = Difference To Personal Best Lap, P = Crossed Finish Line in Pit Lane, D = Time Disallowed

P10 910 C		Harry GOWER		Triumph DAYTONA 675 - RG Racing		
IDEAL LAP TIME : 1:03.973		BEST LAP TIME : 1:04.028		DIFFERENCE : 0.055		
LAP	SECTOR 1	SECTOR 2	LAP TIME	MPH	DIFF	TIME OF DAY
1 -		29.897	1:14.603	70.25	10.575	09:39:45.919
2 -	36.576	29.162	1:05.738	79.73	1.710	09:40:51.657
3 -	36.007	28.484	1:04.491	81.27	0.463	09:41:56.148
4 -	35.625	28.403	1:04.028 (1)	81.86		09:43:00.176
5 -	35.570	28.598	1:04.168 (2)	81.68	0.140	09:44:04.344
6 -	36.274	28.968	1:05.242	80.34	1.214	09:45:09.586
7 -	35.974	29.441	1:05.415	80.12	1.387	09:46:15.001
8 -	36.111	29.311	1:05.422	80.11	1.394	09:47:20.423
9 -	35.741	28.663	1:04.404	81.38	0.376	09:48:24.827
10 -	35.754	28.596	1:04.350 (3)	81.45	0.322	09:49:29.177
11 -	36.183	28.790	1:04.973	80.67	0.945	09:50:34.150
12 -	35.766	28.975	1:04.741	80.96	0.713	09:51:38.891

P11 991 C		Aled EVANS		- No sponsor		
IDEAL LAP TIME : 1:04.245		BEST LAP TIME : 1:04.245		DIFFERENCE : 0.000		
LAP	SECTOR 1	SECTOR 2	LAP TIME	MPH	DIFF	TIME OF DAY
1 -		28.960	1:12.386	72.41	8.141	09:39:43.702
2 -	36.364	29.151	1:05.515	80.00	1.270	09:40:49.217
3 -	36.937	28.667	1:05.604	79.89	1.359	09:41:54.821
4 -	35.934	28.311	1:04.245 (1)	81.58		09:42:59.066
5 -	36.015	28.502	1:04.517 (2)	81.24	0.272	09:44:03.583
6 -	36.507	28.636	1:05.143	80.46	0.898	09:45:08.726
7 -	35.935	29.165	1:05.100	80.51	0.855	09:46:13.826
8 -	36.044	28.600	1:04.644 (3)	81.08	0.399	09:47:18.470
9 -	36.197	28.793	1:04.990	80.65	0.745	09:48:23.460
10 -	36.083	28.668	1:04.751	80.95	0.506	09:49:28.211
11 -	36.835	29.358	1:06.193	79.18	1.948	09:50:34.404
12 -	36.017	28.819	1:04.836	80.84	0.591	09:51:39.240

P12 67 C		Edward ANSELL		Triumph 675 - E a Ansell contractors		
IDEAL LAP TIME : 1:04.137		BEST LAP TIME : 1:04.212		DIFFERENCE : 0.075		
LAP	SECTOR 1	SECTOR 2	LAP TIME	MPH	DIFF	TIME OF DAY
1 -		29.781	1:14.167	70.67	9.955	09:39:45.483
2 -	36.230	28.758	1:04.988	80.65	0.776	09:40:50.471
3 -	36.091	28.800	1:04.891	80.77	0.679	09:41:55.362
4 -	35.749	28.826	1:04.575 (2)	81.17	0.363	09:42:59.937
5 -	36.352	28.388	1:04.740	80.96	0.528	09:44:04.677
6 -	36.196	28.927	1:05.123	80.48	0.911	09:45:09.800
7 -	36.046	29.252	1:05.298	80.27	1.086	09:46:15.098
8 -	36.288	29.138	1:05.426	80.11	1.214	09:47:20.524
9 -	36.105	28.494	1:04.599 (3)	81.14	0.387	09:48:25.123
10 -	35.820	28.392	1:04.212 (1)	81.62		09:49:29.335
11 -	36.573	28.745	1:05.318	80.24	1.106	09:50:34.653
12 -	36.082	28.588	1:04.670	81.05	0.458	09:51:39.323

BMCRC - MRO Championships 2024 - Rnd 2 @ Pembrey

DART MRO 600 inc Clubman 600 & GP2/EVO

RACE 2 - SECTOR ANALYSIS



SECTOR 1 = FL to I1, SECTOR 2 = I1 to FL, DIFF = Difference To Personal Best Lap, P = Crossed Finish Line in Pit Lane, D = Time Disallowed

P13 74 C		Tom VAUGHAN		Yamaha R6 - Lamonde Automation Ltd, Smiths Mechanical Supl			
IDEAL LAP TIME : 1:04.178		BEST LAP TIME : 1:04.188		DIFFERENCE : 0.010			
LAP	SECTOR 1	SECTOR 2	LAP TIME	MPH	DIFF	TIME OF DAY	
1 -		29.182	1:14.701	70.16	10.513	09:39:46.017	
2 -	37.433	28.494	1:05.927	79.50	1.739	09:40:51.944	
3 -	36.231	28.305	1:04.536 (2)	81.21	0.348	09:41:56.480	
4 -	36.212	28.678	1:04.890	80.77	0.702	09:43:01.370	
5 -	35.873	28.315	1:04.188 (1)	81.66		09:44:05.558	
6 -	36.609	28.590	1:05.199	80.39	1.011	09:45:10.757	
7 -	36.086	28.518	1:04.604 (3)	81.13	0.416	09:46:15.361	
8 -	36.381	28.916	1:05.297	80.27	1.109	09:47:20.658	
9 -	36.458	28.425	1:04.883	80.78	0.695	09:48:25.541	
10 -	36.110	28.498	1:04.608	81.12	0.420	09:49:30.149	
11 -	36.922	28.789	1:05.711	79.76	1.523	09:50:35.860	
12 -	36.425	29.116	1:05.541	79.97	1.353	09:51:41.401	

P14 54 C		Jake ANDERTON		Yamaha R6 - Hunter Racing			
IDEAL LAP TIME : 1:04.268		BEST LAP TIME : 1:04.751		DIFFERENCE : 0.483			
LAP	SECTOR 1	SECTOR 2	LAP TIME	MPH	DIFF	TIME OF DAY	
1 -		30.094	1:15.936	69.02	11.185	09:39:47.252	
2 -	36.449	29.590	1:06.039	79.37	1.288	09:40:53.291	
3 -	35.765	29.110	1:04.875	80.79	0.124	09:41:58.166	
4 -	35.616	29.198	1:04.814 (2)	80.87	0.063	09:43:02.980	
5 -	35.811	29.007	1:04.818 (3)	80.86	0.067	09:44:07.798	
6 -	35.832	28.919	1:04.751 (1)	80.95		09:45:12.549	
7 -	36.055	29.298	1:05.353	80.20	0.602	09:46:17.902	
8 -	36.318	29.342	1:05.660	79.82	0.909	09:47:23.562	
9 -	36.768	28.907	1:05.675	79.81	0.924	09:48:29.237	
10 -	35.906	29.050	1:04.956	80.69	0.205	09:49:34.193	
11 -	36.379	29.668	1:06.047	79.36	1.296	09:50:40.240	
12 -	36.204	28.652	1:04.856	80.81	0.105	09:51:45.096	

P15 32		James ROBINSON		Yamaha R6 -			
IDEAL LAP TIME : 1:05.277		BEST LAP TIME : 1:05.277		DIFFERENCE : 0.000			
LAP	SECTOR 1	SECTOR 2	LAP TIME	MPH	DIFF	TIME OF DAY	
1 -		30.183	1:16.311	68.68	11.034	09:39:47.627	
2 -	36.888	28.871	1:05.759 (2)	79.70	0.482	09:40:53.386	
3 -	36.659	29.727	1:06.386	78.95	1.109	09:41:59.772	
4 -	36.970	29.187	1:06.157 (3)	79.22	0.880	09:43:05.929	
5 -	36.912	29.260	1:06.172	79.21	0.895	09:44:12.101	
6 -	37.133	29.715	1:06.848	78.41	1.571	09:45:18.949	
7 -	36.886	29.335	1:06.221	79.15	0.944	09:46:25.170	
8 -	38.073	29.656	1:07.729	77.39	2.452	09:47:32.899	
9 -	37.250	29.442	1:06.692	78.59	1.415	09:48:39.591	
10 -	37.921	29.122	1:07.043	78.18	1.766	09:49:46.634	
11 -	36.525	28.752	1:05.277 (1)	80.29		09:50:51.911	

P16 84 C		George HIGGINS		Yamaha R6 - Aztec Racing			
IDEAL LAP TIME : 1:07.749		BEST LAP TIME : 1:07.918		DIFFERENCE : 0.169			
LAP	SECTOR 1	SECTOR 2	LAP TIME	MPH	DIFF	TIME OF DAY	
1 -		30.567	1:16.282	68.71	8.364	09:39:47.598	
2 -	38.581	30.217	1:08.798	76.18	0.880	09:40:56.396	
3 -	38.396	30.078	1:08.474	76.54	0.556	09:42:04.870	
4 -	37.865	30.214	1:08.079 (2)	76.99	0.161	09:43:12.949	
5 -	37.784	30.409	1:08.193 (3)	76.86	0.275	09:44:21.142	
6 -	37.953	29.965	1:07.918 (1)	77.17		09:45:29.060	
7 -	38.365	30.109	1:08.474	76.54	0.556	09:46:37.534	
8 -	38.737	30.004	1:08.741	76.25	0.823	09:47:46.275	
9 -	37.887	30.770	1:08.657	76.34	0.739	09:48:54.932	
10 -	38.060	30.357	1:08.417	76.61	0.499	09:50:03.349	
11 -	38.280	30.617	1:08.897	76.07	0.979	09:51:12.246	

BMCRC - MRO Championships 2024 - Rnd 2 @ Pembrey

DART MRO 600 inc Clubman 600 & GP2/EVO

RACE 2 - SECTOR ANALYSIS



SECTOR 1 = FL to I1, SECTOR 2 = I1 to FL, DIFF = Difference To Personal Best Lap, P = Crossed Finish Line in Pit Lane, D = Time Disallowed

P17 10 C		Ian LAURIE		Triumph DAYTONA -		
IDEAL LAP TIME : 1:13.889		BEST LAP TIME : 1:15.224		DIFFERENCE : 1.335		
LAP	SECTOR 1	SECTOR 2	LAP TIME	MPH	DIFF	TIME OF DAY
1 -		33.294	1:21.156	64.58	5.932	09:39:52.472
2 -	40.595	34.629	1:15.224 (1)	69.67		09:41:07.696
3 -	42.898	35.003	1:17.901	67.28	2.677	09:42:25.597
4 -	41.359	34.249	1:15.608 (2)	69.32	0.384	09:43:41.205
5 -	41.986	34.302	1:16.288 (3)	68.70	1.064	09:44:57.493
6 -	42.853	35.379	1:18.232	67.00	3.008	09:46:15.725
7 -	44.280	36.477	1:20.757	64.90	5.533	09:47:36.482
8 -	44.633	36.293	1:20.926	64.77	5.702	09:48:57.408
9 -	44.969	35.209	1:20.178	65.37	4.954	09:50:17.586
10 -	45.842	36.178	1:22.020	63.90	6.796	09:51:39.606

P18 395 C		William NICHOLLS		Yamaha R6 - Will Nicholls Farriery		
IDEAL LAP TIME : 1:18.956		BEST LAP TIME : 1:19.556		DIFFERENCE : 0.600		
LAP	SECTOR 1	SECTOR 2	LAP TIME	MPH	DIFF	TIME OF DAY
1 -		35.645	1:29.243	58.73	9.687	09:40:00.559
2 -	45.523	35.124	1:20.647	64.99	1.091	09:41:21.206
3 -	44.658	35.563	1:20.221	65.33	0.665	09:42:41.427
4 -	44.848	35.260	1:20.108	65.43	0.552	09:44:01.535
5 -	45.340	35.226	1:20.566	65.05	1.010	09:45:22.101
6 -	44.953	35.210	1:20.163	65.38	0.607	09:46:42.264
7 -	45.593	34.360	1:19.953 (3)	65.55	0.397	09:48:02.217
8 -	45.058	34.498	1:19.556 (1)	65.88		09:49:21.773
9 -	45.174	34.714	1:19.888 (2)	65.61	0.332	09:50:41.661
10 -	46.283	34.298	1:20.581	65.04	1.025	09:52:02.242

P19 531 C		Jake KOURTI		Yamaha R6 - Red Mist Ltd/ GK Tree Surgeons Ltd/JWG Motorc		
IDEAL LAP TIME : 1:01.366		BEST LAP TIME : 1:01.366		DIFFERENCE : 0.000		
LAP	SECTOR 1	SECTOR 2	LAP TIME	MPH	DIFF	TIME OF DAY
1 -		27.202	1:08.047	77.02	6.681	09:39:39.363
2 -	35.541	27.215	1:02.756	83.52	1.390	09:40:42.119
3 -	34.523	26.843	1:01.366 (1)	85.41		09:41:43.485
4 -	34.585	27.343	1:01.928	84.64	0.562	09:42:45.413
5 -	34.731	27.011	1:01.742 (3)	84.89	0.376	09:43:47.155
6 -	34.735	27.162	1:01.897	84.68	0.531	09:44:49.052
7 -	34.790	27.518	1:02.308	84.12	0.942	09:45:51.360
8 -	34.559	27.281	1:01.840	84.76	0.474	09:46:53.200
9 -	34.972	27.596	1:02.568	83.77	1.202	09:47:55.768
10 -	35.142	27.097	1:02.239	84.21	0.873	09:48:58.007
11 -	34.560	27.087	1:01.647 (2)	85.02	0.281	09:49:59.654

P20 91		Sam HIRST		Kawasaki ZX-636 - Team Valley Racing		
IDEAL LAP TIME : 1:02.307		BEST LAP TIME : 1:02.745		DIFFERENCE : 0.438		
LAP	SECTOR 1	SECTOR 2	LAP TIME	MPH	DIFF	TIME OF DAY
1 -		28.250	1:10.094	74.77	7.349	09:39:41.410
2 -	35.568	28.044	1:03.612	82.39	0.867	09:40:45.022
3 -	35.159	28.071	1:03.230	82.89	0.485	09:41:48.252
4 -	34.698	28.097	1:02.795 (2)	83.47	0.050	09:42:51.047
5 -	35.206	28.365	1:03.571	82.45	0.826	09:43:54.618
6 -	35.010	28.234	1:03.244	82.87	0.499	09:44:57.862
7 -	35.218	27.609	1:02.827 (3)	83.42	0.082	09:46:00.689
8 -	35.074	27.836	1:02.910	83.31	0.165	09:47:03.599
9 -	34.822	28.113	1:02.935	83.28	0.190	09:48:06.534
10 -	34.883	27.862	1:02.745 (1)	83.53		09:49:09.279

BMCRC - MRO Championships 2024 - Rnd 2 @ Pembrey

DART MRO 600 inc Clubman 600 & GP2/EVO

RACE 2 - SECTOR ANALYSIS



SECTOR 1 = FL to I1, SECTOR 2 = I1 to FL, DIFF = Difference To Personal Best Lap, P = Crossed Finish Line in Pit Lane, D = Time Disallowed

P21 115 C		Brian MAHER		Yamaha R6 - Spraytech /Espresso Solutions		
IDEAL LAP TIME : 1:03.520		BEST LAP TIME : 1:03.541		DIFFERENCE : 0.021		
LAP	SECTOR 1	SECTOR 2	LAP TIME	MPH	DIFF	TIME OF DAY
1 -		28.637	1:11.031	73.79	7.490	09:39:42.347
2 -	36.625	28.719	1:05.344	80.21	1.803	09:40:47.691
3 -	35.924	28.653	1:04.577	81.16	1.036	09:41:52.268
4 -	35.804	28.043	1:03.847 (2)	82.09	0.306	09:42:56.115
5 -	35.640	28.822	1:04.462 (3)	81.31	0.921	09:44:00.577
6 -	35.477	28.064	1:03.541 (1)	82.49		09:45:04.118

BMCRC - MRO Championships 2024 - Rnd 2 @ Pembrey

DART MRO 600 inc Clubman 600 & GP2/EVO

RACE 2 - BEST SECTORS

SECTOR 1			SECTOR 2			IDEAL / BEST COMPARISON						
POS	NO	NAME	TIME	NO	NAME	TIME	POS	NO	NAME	IDEAL	BEST	DIFF
									PERFECT LAP	59.634		
1	125	JONES	33.248	125	JONES	26.386	1	125	JONES	59.634	59.686	0.052
2	1	FOWLE	33.294	3	LAMBDEN	26.528	2	1	FOWLE	59.832	59.993	0.161
3	3	LAMBDEN	33.413	1	FOWLE	26.538	3	3	LAMBDEN	59.941	1:00.065	0.124
4	80	CREASEY	34.262	531	KOURTI	26.843	4	80	CREASEY	1:01.336	1:01.553	0.217
5	5	MACRAE	34.315	80	CREASEY	27.074	5	531	KOURTI	1:01.366	1:01.366	0.000
6	531	KOURTI	34.523	5	MACRAE	27.130	6	5	MACRAE	1:01.445	1:01.625	0.180
7	35	DICKINSON	34.643	35	DICKINSON	27.357	7	35	DICKINSON	1:02.000	1:02.007	0.007
8	91	HIRST	34.698	39	MONK	27.585	8	91	HIRST	1:02.307	1:02.745	0.438
9	39	MONK	34.943	91	HIRST	27.609	9	39	MONK	1:02.528	1:02.659	0.131
10	78	POVAH	35.152	78	POVAH	27.616	10	78	POVAH	1:02.768	1:02.881	0.113
11	28	WALKER	35.355	28	WALKER	28.040	11	28	WALKER	1:03.395	1:03.485	0.090
12	115	MAHER	35.477	115	MAHER	28.043	12	115	MAHER	1:03.520	1:03.541	0.021
13	910	GOWER	35.570	74	VAUGHAN	28.305	13	910	GOWER	1:03.973	1:04.028	0.055
14	54	ANDERTON	35.616	991	EVANS	28.311	14	67	ANSELL	1:04.137	1:04.212	0.075
15	67	ANSELL	35.749	67	ANSELL	28.388	15	74	VAUGHAN	1:04.178	1:04.188	0.010
16	74	VAUGHAN	35.873	910	GOWER	28.403	16	991	EVANS	1:04.245	1:04.245	0.000
17	991	EVANS	35.934	54	ANDERTON	28.652	17	54	ANDERTON	1:04.268	1:04.751	0.483
18	32	ROBINSON	36.525	32	ROBINSON	28.752	18	32	ROBINSON	1:05.277	1:05.277	0.000
19	84	HIGGINS	37.784	84	HIGGINS	29.965	19	84	HIGGINS	1:07.749	1:07.918	0.169
20	10	LAURIE	40.595	10	LAURIE	33.294	20	10	LAURIE	1:13.889	1:15.224	1.335
21	395	NICHOLLS	44.658	395	NICHOLLS	34.298	21	395	NICHOLLS	1:18.956	1:19.556	0.600
22												

BMCRC - MRO Championships 2024 - Rnd 2 @ Pembrey

DART MRO 600 inc Clubman 600 & GP2/EVO

RACE 2 - STATISTICS

Competitors Started	22
Planned Start	2024-04-14 @ 09:45:00.000
Actual Start	2024-04-14 @ 09:38:31.315
Finish Time	2024-04-14 @ 09:50:43.654
Track Length	1.4560mi.
Total Laps	237
Total Distance Covered	345.0720mi.

Session Fastest Lap History

NO	CL	NAME	LAP TIME	TIME OF DAY	LAP	VEHICLE
1		Harry FOWLE	1:00.857	09:40:38.444	2	Yamaha R6
3		Joey LAMB DEN	1:00.344	09:40:39.030	2	Kawasaki 636
3		Joey LAMB DEN	1:00.316	09:41:39.346	3	Kawasaki 636
125		Lewis JONES	1:00.112	09:41:39.402	3	Kawasaki ZX6R
1		Harry FOWLE	59.993	09:45:41.197	7	Yamaha R6
125		Lewis JONES	59.686	09:50:45.763	12	Kawasaki ZX6R

Session Leader History

NO	CL	NAME	FROM LAP	LAPS LED	DISTANCE	VEHICLE
1		Harry FOWLE	1	3	4.36 miles	Yamaha R6
125		Lewis JONES	4	5	7.28 miles	Kawasaki ZX6R
1		Harry FOWLE	9	4	5.82 miles	Yamaha R6

Flag History

TYPE	TIME OF DAY
GREEN	09:38:31.315
FINISH	09:50:43.654

Flag Statistics

TYPE	COUNT	TOTAL LAPS	TOTAL TIME
Green	1	12	13:36.951
Red	0	0	0.000
Safety Car	0	0	0.000
FCY	0	0	0.000

BMCRC - MRO Championships 2024 - Rnd 2 @ Pembrey

DART MRO 600 inc Clubman 600 & GP2/EVO

RACE 2 - STATISTICS

CLASS :

10 Starters

Fastest Lap History

NO	NAME	LAP TIME	TIME OF DAY	LAP	VEHICLE
1	Harry FOWLE	1:00.857	09:40:38.444	2	Yamaha R6
3	Joey LAMBDEN	1:00.344	09:40:39.030	2	Kawasaki 636
3	Joey LAMBDEN	1:00.316	09:41:39.346	3	Kawasaki 636
125	Lewis JONES	1:00.112	09:41:39.402	3	Kawasaki ZX6R
1	Harry FOWLE	59.993	09:45:41.197	7	Yamaha R6
125	Lewis JONES	59.686	09:50:45.763	12	Kawasaki ZX6R

Leader History

NO	NAME	FROM LAP	LAPS LED	DISTANCE	VEHICLE
1	Harry FOWLE	1	3	4.36 miles	Yamaha R6
125	Lewis JONES	4	5	7.28 miles	Kawasaki ZX6R
1	Harry FOWLE	9	4	5.82 miles	Yamaha R6

BMCRC - MRO Championships 2024 - Rnd 2 @ Pembrey

DART MRO 600 inc Clubman 600 & GP2/EVO

RACE 2 - STATISTICS

CLASS : C

12 Starters

Fastest Lap History

NO	NAME	LAP TIME	TIME OF DAY	LAP	VEHICLE
531	Jake KOURTI	1:02.756	09:40:42.145	2	Yamaha R6
531	Jake KOURTI	1:01.366	09:41:43.511	3	Yamaha R6

Leader History

NO	NAME	FROM LAP	LAPS LED	DISTANCE	VEHICLE
531	Jake KOURTI	1	11	16.01 miles	Yamaha R6
39	Aaron MONK	12	1	1.45 miles	Kawasaki NINJA 636



BMCRC - MRO Championships 2024 - Rnd 2 @ Pembrey

DART MRO 600 inc Clubman 600 & GP2/EVO

RACE 12 - GRID (12 Laps)

ROW 9	27		26		25	143 Dale BREW
ROW 8	24	98 Christopher SWYER	23	64 Jack ALLAN	22	395 William NICHOLLS 1:19.556
ROW 7	21	10 Ian LAURIE 1:15.224	20	84 George HIGGINS 1:07.918	19	32 James ROBINSON 1:05.277
ROW 6	18	54 Jake ANDERTON 1:04.751	17	991 Aled EVANS 1:04.245	16	67 Edward ANSELL 1:04.212
ROW 5	15	74 Tom VAUGHAN 1:04.188	14	910 Harry GOWER 1:04.028	13	81 Fred McMULLAN
ROW 4	12	115 Brian MAHER 1:03.541	11	28 Tom WALKER 1:03.485	10	78 Keith POVAH 1:02.881
ROW 3	9	91 Sam HIRST 1:02.745	8	39 Aaron MONK 1:02.659	7	35 Kai DICKINSON 1:02.007
ROW 2	6	5 Luke MACRAE 1:01.625	5	80 Morgan CREASEY 1:01.553	4	531 Jake KOURTI 1:01.366
ROW 1	3	3 Joey LAMB DEN 1:00.065	2	1 Harry FOWLE 59.993	1	125 Lewis JONES 59.686 Pole

These results are provisional until the conclusion of any judicial and technical matters.

Pembrey National: 1.4560 miles

Clerk Of Course:	Stewards:	Timekeeper:	<i>Craig Smith</i>	
------------------	-----------	-------------	--------------------	--

Results can be found at www.tsl-timing.com

Printed - 09:55 Sunday, 14 April 2024





BMCRC - MRO Championships 2024 - Rnd 2 @ Pembrey

DART MRO 600 inc Clubman 600 & GP2/EVO

RACE 12 - CLASSIFICATION

Race Distance: 12 Laps / 17.47 miles

POS	NO	CL	PIC	NAME	ENTRY	LAPS	TIME	GAP	DIFF	MPH	BEST	ON	GRD	↑↓
1	125		1	Lewis JONES	Kawasaki ZX6R - BMW autoscans	12	12:10.694			86.08	59.995	7	1	0
2	3		2	Joey LAMBDEN	Kawasaki 636 -	12	12:15.719	5.025	5.025	85.49	59.863	5	3	1
3	1		3	Harry FOWLE	Yamaha R6 - HF Refinishing Racing	12	12:19.586	8.892	3.867	85.04	1:00.298	3	2	-1
4	35		4	Kai DICKINSON	Kawasaki ZX636 -	12	12:30.097	19.403	10.511	83.85	1:01.420	4	7	3
5	80		5	Morgan CREASEY	Yamaha R6 - Warics Ltd	12	12:30.330	19.636	0.233	83.82	1:01.402	7	5	0
6	5		6	Luke MACRAE	Triumph 765 - Bournephoto.co.uk	12	12:30.683	19.989	0.353	83.78	1:00.901	2	6	0
7	91		7	Sam HIRST	Kawasaki ZX-636 - Team Valley Racing	12	12:36.596	25.902	5.913	83.13	1:01.956	6	9	2
8	78		8	Keith POVAH	Yamaha R6 - @crap.sack give us a follow!	12	12:40.504	29.810	3.908	82.70	1:02.012	3	10	2
9	531	C	1	Jake KOURTI	Yamaha R6 - Red Mist Ltd/ GK Tree Surgeons Ltd/JWG Mot	12	12:41.018	30.324	0.514	82.65	1:02.314	11	4	-5
10	39	C	2	Aaron MONK	Kawasaki NINJA 636 - flyaspiffire.co.uk	12	12:44.089	33.395	3.071	82.31	1:02.558	3	8	-2
11	910	C	3	Harry GOWER	Triumph DAYTONA 675 - RG Racing	12	12:49.980	39.286	5.891	81.68	1:02.914	4	14	3
12	28	C	4	Tom WALKER	Yamaha R6 - TRW Racing	12	12:54.859	44.165	4.879	81.17	1:03.085	9	11	-1
13	67	C	5	Edward ANSELL	Triumph 675 - E a Ansell contractors	12	12:59.055	48.361	4.196	80.73	1:03.332	9	16	3
14	991	C	6	Aled EVANS	- No sponsor	12	13:02.350	51.656	3.295	80.39	1:03.852	6	17	3
15	115	C	7	Brian MAHER	Yamaha R6 - Spraytech /Espresso Solutions	12	13:12.363	1:01.669	10.013	79.38	1:04.920	10	12	-3
16	54	C	8	Jake ANDERTON	Yamaha R6 - Hunter Racing	12	13:12.403	1:01.709	0.040	79.37	1:04.955	9	18	2
17	32		9	James ROBINSON	Yamaha R6 -	11	12:12.080	1 Lap	1 Lap	78.75	1:05.021	10	19	2
18	74	C	9	Tom VAUGHAN	Yamaha R6 - Lamonde Automation Ltd, Smiths Mechanical S	11	12:16.264	1 Lap	4.184	78.31	1:04.973	2	15	-3
19	84	C	10	George HIGGINS	Yamaha R6 - Aztec Racing	11	12:44.060	1 Lap	27.796	75.46	1:08.342	2	20	1
20	10	C	11	Ian LAURIE	Triumph DAYTONA -	10	12:50.790	2 Laps	1 Lap	68.00	1:14.278	4	21	1
21	395	C	12	William NICHOLLS	Yamaha R6 - Will Nicholls Farriery	9	12:12.753	3 Laps	1 Lap	64.37	1:19.028	4	22	1

FASTEST LAP

3	Joey LAMBDEN	Kawasaki 636 -	5	59.863	87.55 mph	140.91 kph	
531	C	Jake KOURTI	Yamaha R6 - Red Mist Ltd/ GK Tree Surgeons Ltd/JWG Mot	11	1:02.314	84.11 mph	135.37 kph

Comments:

Class - 92.5% of Race Speed = 79.62 mph
 Class C - 92.5% of Race Speed = 76.45 mph

Weather / Track : Cloudy / Dry

Date: 14/04/2024 Start: 13:56 Finish: 14:08

These results are provisional until the conclusion of any judicial and technical matters.

Pembrey National: 1.4560 miles

Clerk Of Course:

Stewards:

Timekeeper:

Craig Smith



Results can be found at www.tsl-timing.com

Printed - 14:10 Sunday, 14 April 2024



BMCRC - MRO Championships 2024 - Rnd 2 @ Pembrey

DART MRO 600 inc Clubman 600 & GP2/EVO

RACE 12 - POSITION CHART

No	Name	Lap Pos	Lap													
			1	2	3	4	5	6	7	8	9	10	11	12		
125	JONES	1	1	125	125	125	125	125	125	125	125	125	125	125	125	125
1	FOWLE	2	125	1	1	1	1	3	3	3	3	3	3	3	3	3
3	LAMB DEN	3	5	5	3	3	3	1	1	1	1	1	1	1	1	1
531	KOURTI	4	3	3	5	5	35	35	35	35	5	80	35	35		
80	CREASEY	5	35	35	35	35	5	5	5	5	35	35	80	80		
5	MACRAE	6	91	91	80	80	80	80	80	80	80	5	5	5		
35	DICKINSON	7	80	80	91	91	91	91	91	91	91	91	91	91		
39	MONK	8	531	78	78	78	78	78	78	78	78	78	78	78		
91	HIRST	9	78	531	531	531	531	531	531	531	531	531	531	531	531	531
78	POVAH	10	910	39	39	39	39	39	39	39	39	39	39	39	39	39
28	WALKER	11	39	910	910	910	910	910	910	910	910	910	910	910	910	910
115	MAHER	12	28	28	28	28	28	28	28	28	28	28	28	28	28	28
910	GOWER	13	67	67	67	67	67	67	67	67	67	67	67	67	67	67
74	VAUGHAN	14	115	991	991	991	991	991	991	991	991	991	991	991	991	991
67	ANSELL	15	991	115	115	115	115	115	115	115	54	115	54	115	54	115
991	EVANS	16	54	74	74	54	54	54	54	54	115	54	115	54	115	54
54	ANDERTON	17	74	54	54	74	74	74	74	74	32	32	32			
32	ROBINSON	18	32	32	32	32	32	32	32	32	74	74	74			
84	HIGGINS	19	84	84	84	84	84	84	84	84	84	84	84	84	84	84
10	LAURIE	20	10	10	10	10	10	10	10	10	10	10				
395	NICHOLLS	21	395	395	395	395	395	395	395	395	395	395				

BMCRC - MRO Championships 2024 - Rnd 2 @ Pembrey

DART MRO 600 inc Clubman 600 & GP2/EVO

RACE 12 - SECTOR ANALYSIS



SECTOR 1 = FL to I1, SECTOR 2 = I1 to FL, DIFF = Difference To Personal Best Lap, P = Crossed Finish Line in Pit Lane, D = Time Disallowed

P1		125		Lewis JONES		Kawasaki ZX6R - BMW autoscan	
IDEAL LAP TIME : 59.831		BEST LAP TIME : 59.995		DIFFERENCE : 0.164			
LAP	SECTOR 1	SECTOR 2	LAP TIME	MPH	DIFF	TIME OF DAY	
1 -		26.801	1:06.311	79.04	6.316	13:57:41.041	
2 -	33.962	26.421	1:00.383	86.80	0.388	13:58:41.424	
3 -	33.690	26.405	1:00.095 (2)	87.22	0.100	13:59:41.519	
4 -	33.977	26.612	1:00.589	86.51	0.594	14:00:42.108	
5 -	33.681	26.473	1:00.154	87.13	0.159	14:01:42.262	
6 -	33.971	26.373	1:00.344	86.86	0.349	14:02:42.606	
7 -	33.528	26.467	59.995 (1)	87.36		14:03:42.601	
8 -	33.458	26.649	1:00.107 (3)	87.20	0.112	14:04:42.708	
9 -	33.800	26.471	1:00.271	86.96	0.276	14:05:42.979	
10 -	33.711	26.857	1:00.568	86.54	0.573	14:06:43.547	
11 -	33.824	26.663	1:00.487	86.65	0.492	14:07:44.034	
12 -	34.221	27.169	1:01.390	85.38	1.395	14:08:45.424	

P2		3		Joey LAMB DEN		Kawasaki 636 -	
IDEAL LAP TIME : 59.753		BEST LAP TIME : 59.863		DIFFERENCE : 0.110			
LAP	SECTOR 1	SECTOR 2	LAP TIME	MPH	DIFF	TIME OF DAY	
1 -		27.202	1:07.476	77.68	7.613	13:57:42.206	
2 -	33.647	26.731	1:00.378	86.81	0.515	13:58:42.584	
3 -	33.781	26.504	1:00.285 (3)	86.94	0.422	13:59:42.869	
4 -	33.345	27.505	1:00.850	86.13	0.987	14:00:43.719	
5 -	33.333	26.530	59.863 (1)	87.55		14:01:43.582	
6 -	33.798	26.581	1:00.379	86.81	0.516	14:02:43.961	
7 -	33.249	26.808	1:00.057 (2)	87.27	0.194	14:03:44.018	
8 -	33.373	27.723	1:01.096	85.79	1.233	14:04:45.114	
9 -	35.117	27.585	1:02.702	83.59	2.839	14:05:47.816	
10 -	34.041	26.879	1:00.920	86.04	1.057	14:06:48.736	
11 -	34.031	26.726	1:00.757	86.27	0.894	14:07:49.493	
12 -	33.797	27.159	1:00.956	85.98	1.093	14:08:50.449	

P3		1		Harry FOWLE		Yamaha R6 - HF Refinishing Racing	
IDEAL LAP TIME : 1:00.187		BEST LAP TIME : 1:00.298		DIFFERENCE : 0.111			
LAP	SECTOR 1	SECTOR 2	LAP TIME	MPH	DIFF	TIME OF DAY	
1 -		27.133	1:06.165	79.21	5.867	13:57:40.895	
2 -	33.896	26.937	1:00.833	86.16	0.535	13:58:41.728	
3 -	33.775	26.523	1:00.298 (1)	86.92		13:59:42.026	
4 -	33.664	26.818	1:00.482 (3)	86.66	0.184	14:00:42.508	
5 -	33.675	26.805	1:00.480 (2)	86.66	0.182	14:01:42.988	
6 -	34.695	26.773	1:01.468	85.27	1.170	14:02:44.456	
7 -	33.967	27.111	1:01.078	85.81	0.780	14:03:45.534	
8 -	34.145	27.370	1:01.515	85.20	1.217	14:04:47.049	
9 -	33.985	27.019	1:01.004	85.92	0.706	14:05:48.053	
10 -	34.951	27.294	1:02.245	84.20	1.947	14:06:50.298	
11 -	35.277	27.189	1:02.466	83.91	2.168	14:07:52.764	
12 -	34.324	27.228	1:01.552	85.15	1.254	14:08:54.316	

BMCRC - MRO Championships 2024 - Rnd 2 @ Pembrey

DART MRO 600 inc Clubman 600 & GP2/EVO

RACE 12 - SECTOR ANALYSIS



SECTOR 1 = FL to I1, SECTOR 2 = I1 to FL, DIFF = Difference To Personal Best Lap, P = Crossed Finish Line in Pit Lane, D = Time Disallowed

P4 35		Kai DICKINSON		Kawasaki ZX636 -			
IDEAL LAP TIME : 1:01.332		BEST LAP TIME : 1:01.420		DIFFERENCE : 0.088			
LAP	SECTOR 1	SECTOR 2	LAP TIME	MPH	DIFF	TIME OF DAY	
1 -		27.215	1:07.970	77.11	6.550	13:57:42.700	
2 -	34.555	27.037	1:01.592 (2)	85.10	0.172	13:58:44.292	
3 -	34.664	27.182	1:01.846	84.75	0.426	13:59:46.138	
4 -	34.295	27.125	1:01.420 (1)	85.34		14:00:47.558	
5 -	34.539	27.203	1:01.742	84.89	0.322	14:01:49.300	
6 -	34.514	27.380	1:01.894	84.68	0.474	14:02:51.194	
7 -	34.540	27.569	1:02.109	84.39	0.689	14:03:53.303	
8 -	34.365	27.276	1:01.641 (3)	85.03	0.221	14:04:54.944	
9 -	35.269	27.335	1:02.604	83.72	1.184	14:05:57.548	
10 -	35.803	27.541	1:03.344	82.74	1.924	14:07:00.892	
11 -	34.298	27.687	1:01.985	84.56	0.565	14:08:02.877	
12 -	34.794	27.156	1:01.950	84.61	0.530	14:09:04.827	

P5 80		Morgan CREASEY		Yamaha R6 - Warics Ltd			
IDEAL LAP TIME : 1:01.028		BEST LAP TIME : 1:01.402		DIFFERENCE : 0.374			
LAP	SECTOR 1	SECTOR 2	LAP TIME	MPH	DIFF	TIME OF DAY	
1 -		27.676	1:09.072	75.88	7.670	13:57:43.802	
2 -	34.680	27.475	1:02.155	84.33	0.753	13:58:45.957	
3 -	34.633	27.418	1:02.051	84.47	0.649	13:59:48.008	
4 -	34.599	27.300	1:01.899	84.67	0.497	14:00:49.907	
5 -	34.457	27.187	1:01.644	85.03	0.242	14:01:51.551	
6 -	34.018	27.595	1:01.613 (3)	85.07	0.211	14:02:53.164	
7 -	34.214	27.188	1:01.402 (1)	85.36		14:03:54.566	
8 -	34.405	27.162	1:01.567 (2)	85.13	0.165	14:04:56.133	
9 -	34.833	27.010	1:01.843	84.75	0.441	14:05:57.976	
10 -	35.043	27.771	1:02.814	83.44	1.412	14:07:00.790	
11 -	34.560	27.882	1:02.442	83.94	1.040	14:08:03.232	
12 -	34.595	27.233	1:01.828	84.77	0.426	14:09:05.060	

P6 5		Luke MACRAE		Triumph 765 - Bournephoto.co.uk			
IDEAL LAP TIME : 1:00.798		BEST LAP TIME : 1:00.901		DIFFERENCE : 0.103			
LAP	SECTOR 1	SECTOR 2	LAP TIME	MPH	DIFF	TIME OF DAY	
1 -		27.183	1:06.873	78.38	5.972	13:57:41.603	
2 -	33.615	27.286	1:00.901 (1)	86.06		13:58:42.504	
3 -	34.395	27.397	1:01.792	84.82	0.891	13:59:44.296	
4 -	35.070	27.959	1:03.029	83.16	2.128	14:00:47.325	
5 -	34.901	27.389	1:02.290	84.14	1.389	14:01:49.615	
6 -	34.362	27.852	1:02.214	84.25	1.313	14:02:51.829	
7 -	34.182	27.531	1:01.713 (2)	84.93	0.812	14:03:53.542	
8 -	34.262	27.528	1:01.790 (3)	84.82	0.889	14:04:55.332	
9 -	34.508	27.511	1:02.019	84.51	1.118	14:05:57.351	
10 -	35.817	27.944	1:03.761	82.20	2.860	14:07:01.112	
11 -	34.579	27.882	1:02.461	83.91	1.560	14:08:03.573	
12 -	34.398	27.442	1:01.840	84.76	0.939	14:09:05.413	

BMCRC - MRO Championships 2024 - Rnd 2 @ Pembrey

DART MRO 600 inc Clubman 600 & GP2/EVO

RACE 12 - SECTOR ANALYSIS



SECTOR 1 = FL to I1, SECTOR 2 = I1 to FL, DIFF = Difference To Personal Best Lap, P = Crossed Finish Line in Pit Lane, D = Time Disallowed

P7 91		Sam HIRST		Kawasaki ZX-636 - Team Valley Racing			
IDEAL LAP TIME : 1:01.897		BEST LAP TIME : 1:01.956		DIFFERENCE : 0.059			
LAP	SECTOR 1	SECTOR 2	LAP TIME	MPH	DIFF	TIME OF DAY	
1 -		27.701	1:08.808	76.17	6.852	13:57:43.538	
2 -	34.695	27.456	1:02.151 (2)	84.33	0.195	13:58:45.689	
3 -	34.805	28.025	1:02.830	83.42	0.874	13:59:48.519	
4 -	34.742	27.499	1:02.241 (3)	84.21	0.285	14:00:50.760	
5 -	35.299	28.084	1:03.383	82.69	1.427	14:01:54.143	
6 -	34.441	27.515	1:01.956 (1)	84.60		14:02:56.099	
7 -	34.583	27.774	1:02.357	84.05	0.401	14:03:58.456	
8 -	34.546	27.956	1:02.502	83.86	0.546	14:05:00.958	
9 -	34.617	28.264	1:02.881	83.35	0.925	14:06:03.839	
10 -	34.637	27.617	1:02.254	84.19	0.298	14:07:06.093	
11 -	34.505	28.195	1:02.700	83.59	0.744	14:08:08.793	
12 -	34.874	27.659	1:02.533	83.82	0.577	14:09:11.326	

P8 78		Keith POVAH		Yamaha R6 - @crap.sack give us a follow!			
IDEAL LAP TIME : 1:01.964		BEST LAP TIME : 1:02.012		DIFFERENCE : 0.048			
LAP	SECTOR 1	SECTOR 2	LAP TIME	MPH	DIFF	TIME OF DAY	
1 -		27.947	1:09.883	75.00	7.871	13:57:44.613	
2 -	34.826	27.579	1:02.405	83.99	0.393	13:58:47.018	
3 -	34.694	27.318	1:02.012 (1)	84.52		13:59:49.030	
4 -	34.778	27.270	1:02.048 (2)	84.47	0.036	14:00:51.078	
5 -	35.336	27.967	1:03.303	82.80	1.291	14:01:54.381	
6 -	34.976	27.413	1:02.389	84.01	0.377	14:02:56.770	
7 -	34.964	27.565	1:02.529	83.82	0.517	14:03:59.299	
8 -	35.061	27.699	1:02.760	83.51	0.748	14:05:02.059	
9 -	34.917	28.129	1:03.046	83.13	1.034	14:06:05.105	
10 -	34.763	27.490	1:02.253 (3)	84.19	0.241	14:07:07.358	
11 -	34.973	27.948	1:02.921	83.30	0.909	14:08:10.279	
12 -	36.307	28.648	1:04.955	80.69	2.943	14:09:15.234	

P9 531 C		Jake KOURTI		Yamaha R6 - Red Mist Ltd/ GK Tree Surgeons Ltd/JWG Motorc			
IDEAL LAP TIME : 1:02.223		BEST LAP TIME : 1:02.314		DIFFERENCE : 0.091			
LAP	SECTOR 1	SECTOR 2	LAP TIME	MPH	DIFF	TIME OF DAY	
1 -		28.789	1:09.796	75.09	7.482	13:57:44.526	
2 -	35.678	27.816	1:03.494	82.55	1.180	13:58:48.020	
3 -	35.426	27.827	1:03.253	82.86	0.939	13:59:51.273	
4 -	35.107	27.856	1:02.963	83.24	0.649	14:00:54.236	
5 -	35.195	27.505	1:02.700	83.59	0.386	14:01:56.936	
6 -	35.410	27.610	1:03.020	83.17	0.706	14:02:59.956	
7 -	35.299	27.578	1:02.877	83.36	0.563	14:04:02.833	
8 -	34.923	27.548	1:02.471 (2)	83.90	0.157	14:05:05.304	
9 -	34.968	27.559	1:02.527 (3)	83.82	0.213	14:06:07.831	
10 -	35.026	27.554	1:02.580	83.75	0.266	14:07:10.411	
11 -	35.014	27.300	1:02.314 (1)	84.11		14:08:12.725	
12 -	35.522	27.501	1:03.023	83.16	0.709	14:09:15.748	

BMCRC - MRO Championships 2024 - Rnd 2 @ Pembrey

DART MRO 600 inc Clubman 600 & GP2/EVO

RACE 12 - SECTOR ANALYSIS



SECTOR 1 = FL to I1, SECTOR 2 = I1 to FL, DIFF = Difference To Personal Best Lap, P = Crossed Finish Line in Pit Lane, D = Time Disallowed

P10 39 C		Aaron MONK		Kawasaki NINJA 636 - flyaspitfire.co.uk			
IDEAL LAP TIME : 1:02.257		BEST LAP TIME : 1:02.558		DIFFERENCE : 0.301			
LAP	SECTOR 1	SECTOR 2	LAP TIME	MPH	DIFF	TIME OF DAY	
1 -		28.144	1:10.762	74.07	8.204	13:57:45.492	
2 -	35.387	28.004	1:03.391	82.68	0.833	13:58:48.883	
3 -	34.928	27.630	1:02.558 (1)	83.78		13:59:51.441	
4 -	35.105	27.757	1:02.862 (3)	83.38	0.304	14:00:54.303	
5 -	35.514	27.329	1:02.843 (2)	83.40	0.285	14:01:57.146	
6 -	35.302	27.620	1:02.922	83.30	0.364	14:03:00.068	
7 -	35.279	27.646	1:02.925	83.29	0.367	14:04:02.993	
8 -	34.962	27.904	1:02.866	83.37	0.308	14:05:05.859	
9 -	35.320	27.842	1:03.162	82.98	0.604	14:06:09.021	
10 -	35.648	27.611	1:03.259	82.85	0.701	14:07:12.280	
11 -	34.940	27.948	1:02.888	83.34	0.330	14:08:15.168	
12 -	35.369	28.282	1:03.651	82.34	1.093	14:09:18.819	

P11 910 C		Harry GOWER		Triumph DAYTONA 675 - RG Racing			
IDEAL LAP TIME : 1:02.880		BEST LAP TIME : 1:02.914		DIFFERENCE : 0.034			
LAP	SECTOR 1	SECTOR 2	LAP TIME	MPH	DIFF	TIME OF DAY	
1 -		28.540	1:10.660	74.17	7.746	13:57:45.390	
2 -	35.387	28.415	1:03.802	82.15	0.888	13:58:49.192	
3 -	35.490	28.140	1:03.630	82.37	0.716	13:59:52.822	
4 -	35.032	27.882	1:02.914 (1)	83.31		14:00:55.736	
5 -	35.066	27.848	1:02.914 (1)	83.31		14:01:58.650	
6 -	35.408	27.943	1:03.351	82.73	0.437	14:03:02.001	
7 -	35.307	28.475	1:03.782	82.17	0.868	14:04:05.783	
8 -	35.773	28.341	1:04.114	81.75	1.200	14:05:09.897	
9 -	35.170	27.969	1:03.139 (3)	83.01	0.225	14:06:13.036	
10 -	35.322	28.325	1:03.647	82.35	0.733	14:07:16.683	
11 -	35.622	28.465	1:04.087	81.78	1.173	14:08:20.770	
12 -	35.211	28.729	1:03.940	81.97	1.026	14:09:24.710	

P12 28 C		Tom WALKER		Yamaha R6 - TRW Racing			
IDEAL LAP TIME : 1:02.994		BEST LAP TIME : 1:03.085		DIFFERENCE : 0.091			
LAP	SECTOR 1	SECTOR 2	LAP TIME	MPH	DIFF	TIME OF DAY	
1 -		28.943	1:11.404	73.40	8.319	13:57:46.134	
2 -	35.734	28.202	1:03.936	81.98	0.851	13:58:50.070	
3 -	35.367	28.822	1:04.189	81.65	1.104	13:59:54.259	
4 -	35.777	28.832	1:04.609	81.12	1.524	14:00:58.868	
5 -	35.356	28.637	1:03.993	81.90	0.908	14:02:02.861	
6 -	35.812	28.172	1:03.984	81.92	0.899	14:03:06.845	
7 -	35.431	29.432	1:04.863	80.81	1.778	14:04:11.708	
8 -	35.445	28.019	1:03.464 (3)	82.59	0.379	14:05:15.172	
9 -	35.157	27.928	1:03.085 (1)	83.08		14:06:18.257	
10 -	35.251	29.036	1:04.287	81.53	1.202	14:07:22.544	
11 -	35.066	28.522	1:03.588	82.43	0.503	14:08:26.132	
12 -	35.147	28.310	1:03.457 (2)	82.60	0.372	14:09:29.589	

BMCRC - MRO Championships 2024 - Rnd 2 @ Pembrey

DART MRO 600 inc Clubman 600 & GP2/EVO

RACE 12 - SECTOR ANALYSIS



SECTOR 1 = FL to I1, SECTOR 2 = I1 to FL, DIFF = Difference To Personal Best Lap, P = Crossed Finish Line in Pit Lane, D = Time Disallowed

P13 67 C		Edward ANSELL		Triumph 675 - E a Ansell contractors		
IDEAL LAP TIME : 1:03.332		BEST LAP TIME : 1:03.332		DIFFERENCE : 0.000		
LAP	SECTOR 1	SECTOR 2	LAP TIME	MPH	DIFF	TIME OF DAY
1 -		28.641	1:12.026	72.77	8.694	13:57:46.756
2 -	35.958	29.178	1:05.136	80.47	1.804	13:58:51.892
3 -	35.925	28.120	1:04.045	81.84	0.713	13:59:55.937
4 -	35.398	28.353	1:03.751 (3)	82.21	0.419	14:00:59.688
5 -	35.369	28.954	1:04.323	81.48	0.991	14:02:04.011
6 -	35.300	28.151	1:03.451 (2)	82.60	0.119	14:03:07.462
7 -	35.358	29.126	1:04.484	81.28	1.152	14:04:11.946
8 -	35.711	28.107	1:03.818	82.13	0.486	14:05:15.764
9 -	35.250	28.082	1:03.332 (1)	82.76		14:06:19.096
10 -	35.723	28.831	1:04.554	81.19	1.222	14:07:23.650
11 -	36.133	28.926	1:05.059	80.56	1.727	14:08:28.709
12 -	35.976	29.100	1:05.076	80.54	1.744	14:09:33.785

P14 991 C		Aled EVANS		- No sponsor		
IDEAL LAP TIME : 1:03.750		BEST LAP TIME : 1:03.852		DIFFERENCE : 0.102		
LAP	SECTOR 1	SECTOR 2	LAP TIME	MPH	DIFF	TIME OF DAY
1 -		29.191	1:13.198	71.60	9.346	13:57:47.928
2 -	36.341	28.354	1:04.695	81.02	0.843	13:58:52.623
3 -	36.235	28.147	1:04.382	81.41	0.530	13:59:57.005
4 -	35.877	28.227	1:04.104 (2)	81.76	0.252	14:01:01.109
5 -	35.747	28.908	1:04.655	81.07	0.803	14:02:05.764
6 -	35.603	28.249	1:03.852 (1)	82.08		14:03:09.616
7 -	35.819	28.413	1:04.232 (3)	81.60	0.380	14:04:13.848
8 -	35.938	28.298	1:04.236	81.59	0.384	14:05:18.084
9 -	35.871	28.856	1:04.727	80.98	0.875	14:06:22.811
10 -	36.201	28.718	1:04.919	80.74	1.067	14:07:27.730
11 -	35.859	28.949	1:04.808	80.87	0.956	14:08:32.538
12 -	35.751	28.791	1:04.542	81.21	0.690	14:09:37.080

P15 115 C		Brian MAHER		Yamaha R6 - Spraytech /Espresso Solutions		
IDEAL LAP TIME : 1:04.568		BEST LAP TIME : 1:04.920		DIFFERENCE : 0.352		
LAP	SECTOR 1	SECTOR 2	LAP TIME	MPH	DIFF	TIME OF DAY
1 -		29.199	1:13.049	71.75	8.129	13:57:47.779
2 -	36.917	28.912	1:05.829	79.62	0.909	13:58:53.608
3 -	36.529	28.863	1:05.392	80.15	0.472	13:59:59.000
4 -	36.498	29.154	1:05.652	79.83	0.732	14:01:04.652
5 -	36.635	28.748	1:05.383	80.16	0.463	14:02:10.035
6 -	36.452	29.020	1:05.472	80.05	0.552	14:03:15.507
7 -	36.329	28.779	1:05.108 (3)	80.50	0.188	14:04:20.615
8 -	36.206	29.202	1:05.408	80.13	0.488	14:05:26.023
9 -	36.881	28.613	1:05.494	80.03	0.574	14:06:31.517
10 -	36.558	28.362	1:04.920 (1)	80.73		14:07:36.437
11 -	36.517	29.109	1:05.626	79.87	0.706	14:08:42.063
12 -	36.220	28.810	1:05.030 (2)	80.60	0.110	14:09:47.093

BMCRC - MRO Championships 2024 - Rnd 2 @ Pembrey

DART MRO 600 inc Clubman 600 & GP2/EVO

RACE 12 - SECTOR ANALYSIS



SECTOR 1 = FL to I1, SECTOR 2 = I1 to FL, DIFF = Difference To Personal Best Lap, P = Crossed Finish Line in Pit Lane, D = Time Disallowed

P16 54 C		Jake ANDERTON		Yamaha R6 - Hunter Racing		
IDEAL LAP TIME : 1:04.109		BEST LAP TIME : 1:04.955		DIFFERENCE : 0.846		
LAP	SECTOR 1	SECTOR 2	LAP TIME	MPH	DIFF	TIME OF DAY
1 -		29.494	1:13.966	70.86	9.011	13:57:48.696
2 -	36.788	28.867	1:05.655	79.83	0.700	13:58:54.351
3 -	36.516	28.910	1:05.426	80.11	0.471	13:59:59.777
4 -	36.771	28.860	1:05.631	79.86	0.676	14:01:05.408
5 -	36.320	28.695	1:05.015 (3)	80.62	0.060	14:02:10.423
6 -	37.167	28.709	1:05.876	79.56	0.921	14:03:16.299
7 -	35.691	29.283	1:04.974 (2)	80.67	0.019	14:04:21.273
8 -	36.153	29.064	1:05.217	80.37	0.262	14:05:26.490
9 -	36.221	28.734	1:04.955 (1)	80.69		14:06:31.445
10 -	36.895	28.418	1:05.313	80.25	0.358	14:07:36.758
11 -	35.908	29.159	1:05.067	80.55	0.112	14:08:41.825
12 -	36.273	29.035	1:05.308	80.25	0.353	14:09:47.133

P17 32		James ROBINSON		Yamaha R6 -		
IDEAL LAP TIME : 1:04.946		BEST LAP TIME : 1:05.021		DIFFERENCE : 0.075		
LAP	SECTOR 1	SECTOR 2	LAP TIME	MPH	DIFF	TIME OF DAY
1 -		29.526	1:14.441	70.41	9.420	13:57:49.171
2 -	36.690	29.006	1:05.696	79.78	0.675	13:58:54.867
3 -	36.830	28.647	1:05.477 (3)	80.05	0.456	14:00:00.344
4 -	36.676	28.684	1:05.360 (2)	80.19	0.339	14:01:05.704
5 -	37.125	28.775	1:05.900	79.53	0.879	14:02:11.604
6 -	37.127	28.792	1:05.919	79.51	0.898	14:03:17.523
7 -	36.593	29.371	1:05.964	79.46	0.943	14:04:23.487
8 -	37.016	29.370	1:06.386	78.95	1.365	14:05:29.873
9 -	37.604	28.716	1:06.320	79.03	1.299	14:06:36.193
10 -	36.400	28.621	1:05.021 (1)	80.61		14:07:41.214
11 -	36.325	29.271	1:05.596	79.90	0.575	14:08:46.810

P18 74 C		Tom VAUGHAN		Yamaha R6 - Lamonde Automation Ltd, Smiths Mechanical Supl		
IDEAL LAP TIME : 1:04.875		BEST LAP TIME : 1:04.973		DIFFERENCE : 0.098		
LAP	SECTOR 1	SECTOR 2	LAP TIME	MPH	DIFF	TIME OF DAY
1 -		29.360	1:14.058	70.77	9.085	13:57:48.788
2 -	36.273	28.700	1:04.973 (1)	80.67		13:58:53.761
3 -	36.905	28.602	1:05.507 (2)	80.01	0.534	13:59:59.268
4 -	37.005	29.223	1:06.228	79.14	1.255	14:01:05.496
5 -	37.045	28.639	1:05.684 (3)	79.80	0.711	14:02:11.180
6 -	37.140	28.993	1:06.133	79.25	1.160	14:03:17.313
7 -	36.674	29.278	1:05.952	79.47	0.979	14:04:23.265
8 -	37.087	29.299	1:06.386	78.95	1.413	14:05:29.651
9 -	37.685	29.558	1:07.243	77.95	2.270	14:06:36.894
10 -	37.560	29.484	1:07.044	78.18	2.071	14:07:43.938
11 -	37.496	29.560	1:07.056	78.16	2.083	14:08:50.994

P19 84 C		George HIGGINS		Yamaha R6 - Aztec Racing		
IDEAL LAP TIME : 1:08.227		BEST LAP TIME : 1:08.342		DIFFERENCE : 0.115		
LAP	SECTOR 1	SECTOR 2	LAP TIME	MPH	DIFF	TIME OF DAY
1 -		30.356	1:15.635	69.30	7.293	13:57:50.365
2 -	38.163	30.179	1:08.342 (1)	76.69		13:58:58.707
3 -	38.137	30.306	1:08.443 (2)	76.58	0.101	14:00:07.150
4 -	38.360	30.549	1:08.909	76.06	0.567	14:01:16.059
5 -	38.048	30.559	1:08.607 (3)	76.40	0.265	14:02:24.666
6 -	38.524	30.591	1:09.115	75.83	0.773	14:03:33.781
7 -	38.874	30.483	1:09.357	75.57	1.015	14:04:43.138
8 -	38.344	30.410	1:08.754	76.23	0.412	14:05:51.892
9 -	38.084	30.849	1:08.933	76.03	0.591	14:07:00.825
10 -	38.243	30.647	1:08.890	76.08	0.548	14:08:09.715
11 -	38.659	30.416	1:09.075	75.88	0.733	14:09:18.790

BMCRC - MRO Championships 2024 - Rnd 2 @ Pembrey

DART MRO 600 inc Clubman 600 & GP2/EVO

RACE 12 - SECTOR ANALYSIS



SECTOR 1 = FL to I1, SECTOR 2 = I1 to FL, DIFF = Difference To Personal Best Lap, P = Crossed Finish Line in Pit Lane, D = Time Disallowed

P20 10 C		Ian LAURIE		Triumph DAYTONA -		
IDEAL LAP TIME : 1:14.214		BEST LAP TIME : 1:14.278		DIFFERENCE : 0.064		
LAP	SECTOR 1	SECTOR 2	LAP TIME	MPH	DIFF	TIME OF DAY
1 -		33.546	1:20.169	65.38	5.891	13:57:54.899
2 -	41.577	33.119	1:14.696 (3)	70.17	0.418	13:59:09.595
3 -	41.665	32.858	1:14.523 (2)	70.33	0.245	14:00:24.118
4 -	41.356	32.922	1:14.278 (1)	70.56		14:01:38.396
5 -	42.656	34.465	1:17.121	67.96	2.843	14:02:55.517
6 -	42.517	34.160	1:16.677	68.35	2.399	14:04:12.194
7 -	43.384	34.173	1:17.557	67.58	3.279	14:05:29.751
8 -	42.597	34.003	1:16.600	68.42	2.322	14:06:46.351
9 -	43.165	35.297	1:18.462	66.80	4.184	14:08:04.813
10 -	45.123	35.584	1:20.707	64.94	6.429	14:09:25.520

P21 395 C		William NICHOLLS		Yamaha R6 - Will Nicholls Farriery		
IDEAL LAP TIME : 1:18.515		BEST LAP TIME : 1:19.028		DIFFERENCE : 0.513		
LAP	SECTOR 1	SECTOR 2	LAP TIME	MPH	DIFF	TIME OF DAY
1 -		35.705	1:29.694	58.43	10.666	13:58:04.424
2 -	46.884	34.430	1:21.314	64.46	2.286	13:59:25.738
3 -	45.658	35.482	1:21.140	64.59	2.112	14:00:46.878
4 -	44.750	34.278	1:19.028 (1)	66.32		14:02:05.906
5 -	44.920	34.704	1:19.624 (2)	65.82	0.596	14:03:25.530
6 -	46.596	34.826	1:21.422	64.37	2.394	14:04:46.952
7 -	45.842	34.793	1:20.635	65.00	1.607	14:06:07.587
8 -	44.237	35.495	1:19.732 (3)	65.74	0.704	14:07:27.319
9 -	45.011	35.153	1:20.164	65.38	1.136	14:08:47.483

BMCRC - MRO Championships 2024 - Rnd 2 @ Pembrey

DART MRO 600 inc Clubman 600 & GP2/EVO

RACE 12 - BEST SECTORS

SECTOR 1			SECTOR 2			IDEAL / BEST COMPARISON						
POS	NO	NAME	TIME	NO	NAME	TIME	POS	NO	NAME	IDEAL	BEST	DIFF
									PERFECT LAP	59.622		
1	3	LAMBDEN	33.249	125	JONES	26.373	1	3	LAMBDEN	59.753	59.863	0.110
2	125	JONES	33.458	3	LAMBDEN	26.504	2	125	JONES	59.831	59.995	0.164
3	5	MACRAE	33.615	1	FOWLE	26.523	3	1	FOWLE	1:00.187	1:00.298	0.111
4	1	FOWLE	33.664	80	CREASEY	27.010	4	5	MACRAE	1:00.798	1:00.901	0.103
5	80	CREASEY	34.018	35	DICKINSON	27.037	5	80	CREASEY	1:01.028	1:01.402	0.374
6	35	DICKINSON	34.295	5	MACRAE	27.183	6	35	DICKINSON	1:01.332	1:01.420	0.088
7	91	HIRST	34.441	78	POVAH	27.270	7	91	HIRST	1:01.897	1:01.956	0.059
8	78	POVAH	34.694	531	KOURTI	27.300	8	78	POVAH	1:01.964	1:02.012	0.048
9	531	KOURTI	34.923	39	MONK	27.329	9	531	KOURTI	1:02.223	1:02.314	0.091
10	39	MONK	34.928	91	HIRST	27.456	10	39	MONK	1:02.257	1:02.558	0.301
11	910	GOWER	35.032	910	GOWER	27.848	11	910	GOWER	1:02.880	1:02.914	0.034
12	28	WALKER	35.066	28	WALKER	27.928	12	28	WALKER	1:02.994	1:03.085	0.091
13	67	ANSELL	35.250	67	ANSELL	28.082	13	67	ANSELL	1:03.332	1:03.332	0.000
14	991	EVANS	35.603	991	EVANS	28.147	14	991	EVANS	1:03.750	1:03.852	0.102
15	54	ANDERTON	35.691	115	MAHER	28.362	15	54	ANDERTON	1:04.109	1:04.955	0.846
16	115	MAHER	36.206	54	ANDERTON	28.418	16	115	MAHER	1:04.568	1:04.920	0.352
17	74	VAUGHAN	36.273	74	VAUGHAN	28.602	17	74	VAUGHAN	1:04.875	1:04.973	0.098
18	32	ROBINSON	36.325	32	ROBINSON	28.621	18	32	ROBINSON	1:04.946	1:05.021	0.075
19	84	HIGGINS	38.048	84	HIGGINS	30.179	19	84	HIGGINS	1:08.227	1:08.342	0.115
20	10	LAURIE	41.356	10	LAURIE	32.858	20	10	LAURIE	1:14.214	1:14.278	0.064
21	395	NICHOLLS	44.237	395	NICHOLLS	34.278	21	395	NICHOLLS	1:18.515	1:19.028	0.513

BMCRC - MRO Championships 2024 - Rnd 2 @ Pembrey

DART MRO 600 inc Clubman 600 & GP2/EVO

RACE 12 - STATISTICS

Competitors Started	21
Planned Start	2024-04-14 @ 14:00:00.000
Actual Start	2024-04-14 @ 13:56:34.729
Finish Time	2024-04-14 @ 14:08:45.423
Track Length	1.4560mi.
Total Laps	244
Total Distance Covered	355.2640mi.

Session Fastest Lap History

NO	CL	NAME	LAP TIME	TIME OF DAY	LAP	VEHICLE
125		Lewis JONES	1:00.383	13:58:41.453	2	Kawasaki ZX6R
3		Joey LAMB DEN	1:00.378	13:58:42.584	2	Kawasaki 636
125		Lewis JONES	1:00.095	13:59:41.548	3	Kawasaki ZX6R
3		Joey LAMB DEN	59.863	14:01:43.609	5	Kawasaki 636

Session Leader History

NO	CL	NAME	FROM LAP	LAPS LED	DISTANCE	VEHICLE
1		Harry FOWLE	1	1	1.45 miles	Yamaha R6
125		Lewis JONES	2	11	16.01 miles	Kawasaki ZX6R

Flag History

TYPE	TIME OF DAY
GREEN	13:56:34.729
FINISH	14:08:45.423

Flag Statistics

TYPE	COUNT	TOTAL LAPS	TOTAL TIME
Green	1	12	13:28.288
Red	0	0	0.000
Safety Car	0	0	0.000
FCY	0	0	0.000

BMCRC - MRO Championships 2024 - Rnd 2 @ Pembrey

DART MRO 600 inc Clubman 600 & GP2/EVO

RACE 12 - STATISTICS

CLASS :

9 Starters

Fastest Lap History

NO	NAME	LAP TIME	TIME OF DAY	LAP	VEHICLE
125	Lewis JONES	1:00.383	13:58:41.453	2	Kawasaki ZX6R
3	Joey LAMBDEN	1:00.378	13:58:42.584	2	Kawasaki 636
125	Lewis JONES	1:00.095	13:59:41.548	3	Kawasaki ZX6R
3	Joey LAMBDEN	59.863	14:01:43.609	5	Kawasaki 636

Leader History

NO	NAME	FROM LAP	LAPS LED	DISTANCE	VEHICLE
1	Harry FOWLE	1	1	1.45 miles	Yamaha R6
125	Lewis JONES	2	11	16.01 miles	Kawasaki ZX6R

BMCRC - MRO Championships 2024 - Rnd 2 @ Pembrey

DART MRO 600 inc Clubman 600 & GP2/EVO

RACE 12 - STATISTICS

CLASS : C

12 Starters

Fastest Lap History

NO	NAME	LAP TIME	TIME OF DAY	LAP	VEHICLE
531	Jake KOURTI	1:03.494	13:58:48.046	2	Yamaha R6
39	Aaron MONK	1:03.391	13:58:48.904	2	Kawasaki NINJA 636
531	Jake KOURTI	1:03.253	13:59:51.299	3	Yamaha R6
39	Aaron MONK	1:02.558	13:59:51.461	3	Kawasaki NINJA 636
531	Jake KOURTI	1:02.471	14:05:05.330	8	Yamaha R6
531	Jake KOURTI	1:02.314	14:08:12.750	11	Yamaha R6

Leader History

NO	NAME	FROM LAP	LAPS LED	DISTANCE	VEHICLE
531	Jake KOURTI	1	12	17.47 miles	Yamaha R6



Properly
Protected



MRO MINITWINS



Properly
Protected



**BMCRC ROOKIE
MINITWINS**

PROPERLY PROTECTED MRO MINITWINS / PROPERLY PROTECTED BMCRC ROOKIE MINITWINS



BMCRC-MRO Championships - Round 2

Pembrey

13th / 14th April 2024



SPORTS TIMING

TIMING SOLUTIONS LTD

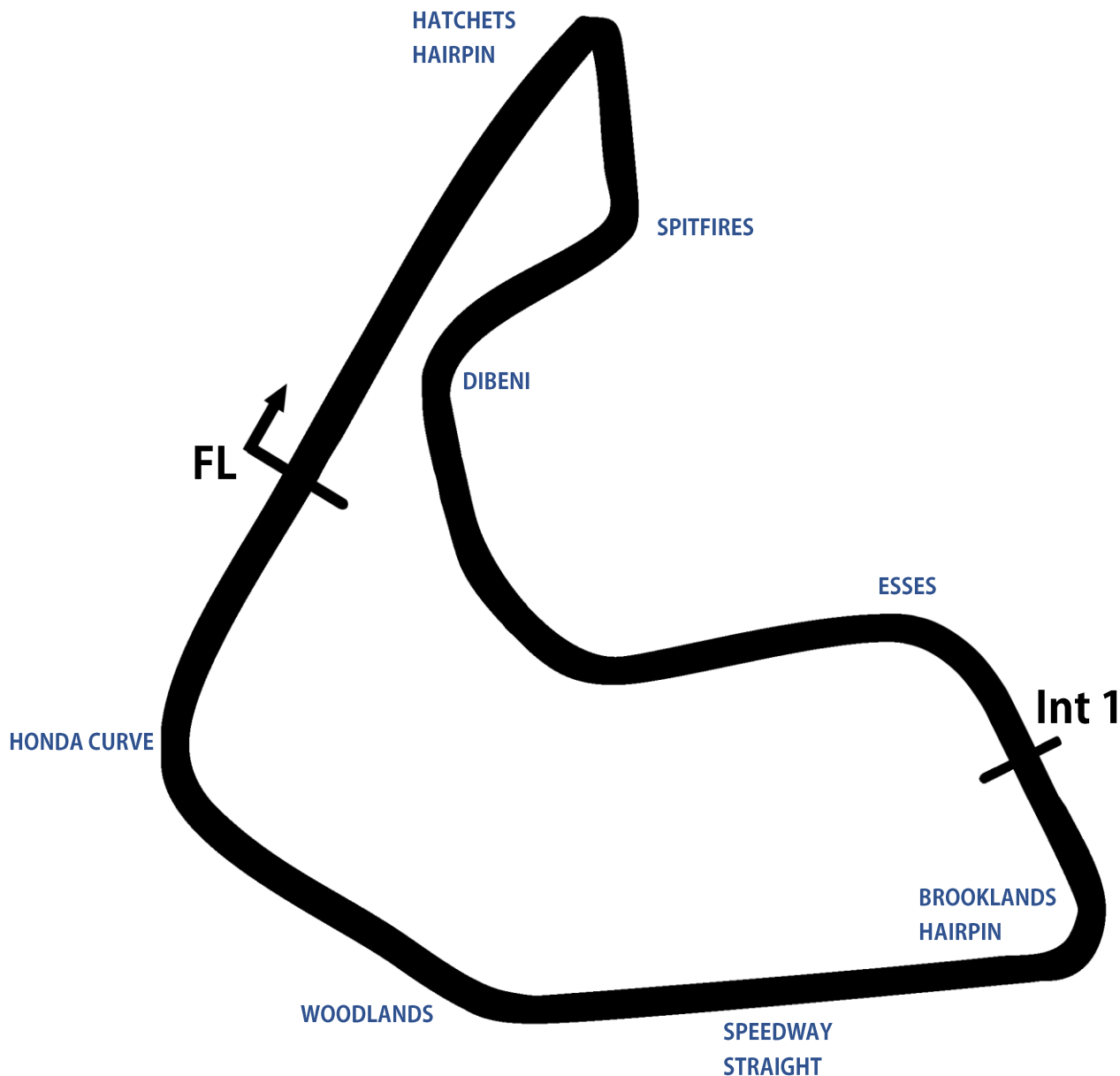
Timing & Results Provided by Timing Solutions Ltd

www.tsl-timing.com



Pembrey National Circuit

Llanelli, Carmarthenshire, UK



Length	1.4560 miles 2.343 km 2343.2m		
FL		51.70587 N	4.32386 W
Int 1	1223m	51.70430 N	4.31667 W
Pit Entry	2304m	51.70597 N	4.32374 W
Pit Exit	100m after FL	51.70664 N	4.32301 W
Pit Entry - Pit Exit	100m, 7.2s @ 50kph, 6.0s @ 60kph		



BMCRC - MRO Championships 2024 - Rnd 2 @ Pembrey

MRO Minitwins & Rookie Minitwins

QUALIFYING - CLASSIFICATION



POS	NO	CL	PIC	NAME	ENTRY	TIME	ON	LAPS	GAP	DIFF	MPH
1	3		1	Oliver ARBON	Suzuki SV650 - TT Plumbing & Heating	1:06.059	3	9			79.34
2	333		2	David LINDEMANN	Suzuki SV650 - Giraffe Decorators	1:06.340	5	6	0.281	0.281	79.01
3	22		3	Darren DOWDS	Suzuki SV 650 - Sublime Dsg Ltd	1:07.281	5	9	1.222	0.941	77.90
4	21		4	Toby FINNIS	Suzuki SV650 - Crawfords/ TEY FS/ HAM	1:07.736	4	9	1.677	0.455	77.38
5	1*		5	David TWYFORD	Suzuki SV650 - IMP Racing, MHP, Chris Cowan	1:08.019	6	6	1.960	0.283	77.06
6	33		6	Steve COSTIN	Suzuki SV650 - Sublime Designs / T.M Services/ ATP M	1:08.216	8	8	2.157	0.196	76.83
7	115		7	Brian MAHER	Suzuki SV650 - Spraytech /Espresso Solutions	1:09.543	6	9	3.484	1.327	75.37
8	15		8	James SVENSEN	Suzuki SV650S - Team TSR - HCL - RG Racing	1:09.769	4	9	3.710	0.226	75.12
9	444	RMT	1	Brian HARRISON	Suzuki SV650 -	1:10.197	4	6	4.138	0.428	74.66
10	81		9	Malvern MAY	Suzuki SV650 - IMP racing	1:10.338	7	8	4.279	0.141	74.52
11	177	RMT	2	Michael HOPKINS	Suzuki SV650 SK1 - MYSELF	1:10.787	4	5	4.728	0.449	74.04
12	67		10	Simon HARVEY	Suzuki SV650 - Retirement Fund Racing	1:10.875	7	8	4.816	0.088	73.95
13	14	RMT	3	George DAVIES	Suzuki SV650 - G & B Customs	1:11.511	8	8	5.452	0.636	73.29
14	111		11	Freddie BATE	Suzuki SV650 - Hartjay	1:11.558	5	8	5.499	0.047	73.24
15	166	RMT	4	Ben KING	Suzuki SV650 -	1:11.578	6	7	5.519	0.020	73.22
16	19		12	Kevin LILLEY	SUZUKI SV650 - Trafalgar Cleaning Eqpt. / Steve Jord	1:11.953	8	8	5.894	0.375	72.84
17	30	RMT	5	David LUFF	Suzuki -	1:12.939	2	5	6.880	0.986	71.86
18	113	RMT	6	Phil ROODT	- Carter Thorne Carpets and flooring 2018 ltd	1:13.263	4	8	7.204	0.324	71.54
19	46	RMT	7	Richard HODGES	Suzuki SV650 -	1:13.378	4	8	7.319	0.115	71.43
20	101	RMT	8	Eddie WAKLEY	Suzuki SV650 -	1:13.391	6	8	7.332	0.013	71.42
21	70		13	Colin HALL	Suzuki SV650 -	1:13.437	4	8	7.378	0.046	71.37
22	122	RMT	9	James EGGINTON	Suzuki SV650 - Advance Computer Services - www.AC	1:13.748	6	8	7.689	0.311	71.07
23	818		14	Ben RICHARDS	Suzuki SV650 - No Farmers No Food	1:14.317	5	7	8.258	0.569	70.53
24	777		15	Richard HIRST	- Northern garage conversion	1:14.933	6	8	8.874	0.616	69.95
25	75	RMT	10	Tom SVENSEN	Suzuki SV650 - Team TSR - HCL Carsales - RG racing	1:14.959	5	8	8.900	0.026	69.92
26	16	RMT	11	Adam FREWIN	Suzuki SV650 - Southern Steam Services Ltd	1:15.748	6	7	9.689	0.789	69.19
27	237	RMT	12	Tim WOOD	Suzuki SV650S - Hel Performance	1:16.122	7	7	10.063	0.374	68.85
28	34		16	Andrew JOHNSON	Suzuki SV650 - Rose & Charlie Racing	1:16.337	4	8	10.278	0.215	68.66
29	47		17	Tristan BOHANAN	SUZUKI SV 650 -	1:16.529	4	5	10.470	0.192	68.49
30	251	RMT	13	Craig FERRIS	Suzuki SV650 - IMP Racing	1:20.138	5	8	14.079	3.609	65.40
31	17	RMT	14	Alex BUCHANAN	Suzuki SV650 - novus resourcing	1:21.680	3	7	15.621	1.542	64.17
32	11*	RMT	15	Marcus LAWLER	Suzuki SV650 -	1:42.103	1	6	36.044	20.423	51.33

Comments:

* No. 1 & 11 - Please fit a working transponder

Weather / Track : Drizzle / Damp

Date: 13/04/2024 Start: 09:49 Finish: 09:59

These results are provisional until the conclusion of any judicial and technical matters.

Pembrey National: 1.4560 miles

Clerk Of Course:

Stewards:

Timekeeper:

Craig Smith



Results can be found at www.tsl-timing.com

Printed - 10:01 Saturday, 13 April 2024



BMCRC - MRO Championships 2024 - Rnd 2 @ Pembrey

MRO Minitwins & Rookie Minitwins

QUALIFYING - SECTOR ANALYSIS



SECTOR 1 = FL to I1, SECTOR 2 = I1 to FL, DIFF = Difference To Personal Best Lap, P = Crossed Finish Line in Pit Lane, D = Time Disallowed

P1		3		Oliver ARBON		Suzuki SV650 - TT Plumbing & Heating	
IDEAL LAP TIME : 1:05.760		BEST LAP TIME : 1:06.059		DIFFERENCE : 0.299			
LAP	SECTOR 1	SECTOR 2	LAP TIME	MPH	DIFF	TIME OF DAY	
1 -	39.588	29.682	1:09.270	75.66	3.211	09:50:30.108	
2 -	39.075	29.212	1:08.287	76.75	2.228	09:51:38.395	
3 -	36.876	29.183	1:06.059 (1)	79.34		09:52:44.454	
4 -	36.855	29.268	1:06.123 (2)	79.27	0.064	09:53:50.577	
5 -	37.080	30.126	1:07.206	77.99	1.147	09:54:57.783	
6 -	37.711	29.895	1:07.606	77.53	1.547	09:56:05.389	
7 -	36.577	29.581	1:06.158 (3)	79.22	0.099	09:57:11.547	
8 -	37.861	29.789	1:07.650	77.48	1.591	09:58:19.197	
9 -	37.775	29.385	1:07.160	78.04	1.101	09:59:26.357	

P2		333		David LINDEMANN		Suzuki SV650 - Giraffe Decorators	
IDEAL LAP TIME : 1:06.340		BEST LAP TIME : 1:06.340		DIFFERENCE : 0.000			
LAP	SECTOR 1	SECTOR 2	LAP TIME	MPH	DIFF	TIME OF DAY	
1 -	45.226	34.000	1:19.226	66.16	12.886	09:50:55.205	
2 -	42.593	31.412	1:14.005	70.82	7.665	09:52:09.210	
3 -	38.336	30.024	1:08.360 (3)	76.67	2.020	09:53:17.570	
4 -	37.453	30.101	1:07.554 (2)	77.59	1.214	09:54:25.124	
5 -	36.783	29.557	1:06.340 (1)	79.01		09:55:31.464	
6 -	38.518	IN PIT	1:31.919 P	57.02	25.579	09:57:03.383	

P3		22		Darren DOWDS		Suzuki SV 650 - Sublime Dsg Ltd	
IDEAL LAP TIME : 1:06.832		BEST LAP TIME : 1:07.281		DIFFERENCE : 0.449			
LAP	SECTOR 1	SECTOR 2	LAP TIME	MPH	DIFF	TIME OF DAY	
1 -	38.870	30.291	1:09.161	75.78	1.880	09:50:25.453	
2 -	38.680	30.078	1:08.758	76.23	1.477	09:51:34.211	
3 -	37.865	30.212	1:08.077 (3)	76.99	0.796	09:52:42.288	
4 -	37.902	30.149	1:08.051 (2)	77.02	0.770	09:53:50.339	
5 -	37.131	30.150	1:07.281 (1)	77.90		09:54:57.620	
6 -	37.762	31.969	1:09.731	75.16	2.450	09:56:07.351	
7 -	37.114	33.106	1:10.220	74.64	2.939	09:57:17.571	
8 -	38.943	29.718	1:08.661	76.34	1.380	09:58:26.232	
9 -	38.174	30.462	1:08.636	76.36	1.355	09:59:34.868	

P4		21		Toby FINNIS		Suzuki SV650 - Crawfords/ TEY FS/ HAM	
IDEAL LAP TIME : 1:07.445		BEST LAP TIME : 1:07.736		DIFFERENCE : 0.291			
LAP	SECTOR 1	SECTOR 2	LAP TIME	MPH	DIFF	TIME OF DAY	
1 -	39.913	30.857	1:10.770	74.06	3.034	09:50:27.769	
2 -	39.348	30.126	1:09.474	75.44	1.738	09:51:37.243	
3 -	37.868	30.495	1:08.363 (3)	76.67	0.627	09:52:45.606	
4 -	37.627	30.109	1:07.736 (1)	77.38		09:53:53.342	
5 -	40.944	30.019	1:10.963	73.86	3.227	09:55:04.305	
6 -	38.134	29.818	1:07.952 (2)	77.13	0.216	09:56:12.257	
7 -	39.295	32.166	1:11.461	73.34	3.725	09:57:23.718	
8 -	40.485	29.940	1:10.425	74.42	2.689	09:58:34.143	
9 -	39.779	30.768	1:10.547	74.29	2.811	09:59:44.690	

P5		1		David TWYFORD		Suzuki SV650 - IMP Racing, MHP, Chris Cowan	
IDEAL LAP TIME :		BEST LAP TIME : 1:08.019		DIFFERENCE :			
LAP	SECTOR 1	SECTOR 2	LAP TIME	MPH	DIFF	TIME OF DAY	
1 -		IN PIT	1:49.508 P	47.86	41.488	09:52:06.478	
2 -			2:52.090	30.45	1:44.070	09:54:58.568	
3 -			1:09.929	74.95	1.909	09:56:08.497	
4 -			1:08.320 (2)	76.72	0.300	09:57:16.817	
5 -			1:09.413 (3)	75.51	1.394	09:58:26.230	
6 -			1:08.019 (1)	77.06		09:59:34.250	

BMCRC - MRO Championships 2024 - Rnd 2 @ Pembrey

MRO Minitwins & Rookie Minitwins

QUALIFYING - SECTOR ANALYSIS



SECTOR 1 = FL to I1, SECTOR 2 = I1 to FL, DIFF = Difference To Personal Best Lap, P = Crossed Finish Line in Pit Lane, D = Time Disallowed

P6 33		Steve COSTIN		Suzuki SV650 - Sublime Designs / T.M Services/ ATP Motorsport			
IDEAL LAP TIME : 1:08.216		BEST LAP TIME : 1:08.216		DIFFERENCE : 0.000			
LAP	SECTOR 1	SECTOR 2	LAP TIME	MPH	DIFF	TIME OF DAY	
1 -	41.182	31.751	1:12.933	71.86	4.717	09:51:13.869	
2 -	38.923	32.071	1:10.994	73.83	2.778	09:52:24.863	
3 -	39.845	32.148	1:11.993	72.80	3.777	09:53:36.856	
4 -	39.070	30.796	1:09.866	75.02	1.650	09:54:46.722	
5 -	39.142	32.055	1:11.197	73.62	2.981	09:55:57.919	
6 -	38.285	30.648	1:08.933 (2)	76.03	0.717	09:57:06.852	
7 -	38.527	30.635	1:09.162 (3)	75.78	0.946	09:58:16.014	
8 -	37.694	30.522	1:08.216 (1)	76.83		09:59:24.230	

P7 115		Brian MAHER		Suzuki SV650 - Spraytech /Espresso Solutions			
IDEAL LAP TIME : 1:08.493		BEST LAP TIME : 1:09.543		DIFFERENCE : 1.050			
LAP	SECTOR 1	SECTOR 2	LAP TIME	MPH	DIFF	TIME OF DAY	
1 -	42.102	31.622	1:13.724	71.09	4.181	09:50:33.119	
2 -	39.769	31.773	1:11.542	73.26	1.999	09:51:44.661	
3 -	39.705	30.687	1:10.392	74.46	0.849	09:52:55.053	
4 -	38.741	30.999	1:09.740 (3)	75.15	0.197	09:54:04.793	
5 -	39.018	30.913	1:09.931	74.95	0.388	09:55:14.724	
6 -	38.743	30.800	1:09.543 (1)	75.37		09:56:24.267	
7 -	39.813	29.752	1:09.565 (2)	75.34	0.022	09:57:33.832	
8 -	39.163	32.446	1:11.609	73.19	2.066	09:58:45.441	
9 -	39.696	31.475	1:11.171	73.64	1.628	09:59:56.612	

P8 15		James SVENSEN		Suzuki SV650S - Team TSR - HCL - RG Racing			
IDEAL LAP TIME : 1:09.769		BEST LAP TIME : 1:09.769		DIFFERENCE : 0.000			
LAP	SECTOR 1	SECTOR 2	LAP TIME	MPH	DIFF	TIME OF DAY	
1 -	39.955	31.390	1:11.345	73.46	1.576	09:50:27.659	
2 -	41.383	32.437	1:13.820	71.00	4.051	09:51:41.479	
3 -	39.197	31.195	1:10.392 (2)	74.46	0.623	09:52:51.871	
4 -	38.661	31.108	1:09.769 (1)	75.12		09:54:01.640	
5 -	38.682	31.891	1:10.573	74.27	0.804	09:55:12.213	
6 -	39.140	31.273	1:10.413 (3)	74.44	0.644	09:56:22.626	
7 -	39.372	31.349	1:10.721	74.11	0.952	09:57:33.347	
8 -	39.360	32.605	1:11.965	72.83	2.196	09:58:45.312	
9 -	39.626	31.369	1:10.995	73.83	1.226	09:59:56.307	

P9 444 RMT		Brian HARRISON		Suzuki SV650 -			
IDEAL LAP TIME : 1:09.927		BEST LAP TIME : 1:10.197		DIFFERENCE : 0.270			
LAP	SECTOR 1	SECTOR 2	LAP TIME	MPH	DIFF	TIME OF DAY	
1 -	40.516	31.546	1:12.062	72.73	1.865	09:51:10.198	
2 -	39.696	31.715	1:11.411 (2)	73.40	1.214	09:52:21.609	
3 -	41.664	32.123	1:13.787	71.03	3.590	09:53:35.396	
4 -	39.600	30.597	1:10.197 (1)	74.66		09:54:45.593	
5 -	39.832	32.527	1:12.359	72.43	2.162	09:55:57.952	
6 -	39.330	32.411	1:11.741 (3)	73.06	1.544	09:57:09.693	

P10 81		Malvern MAY		Suzuki SV650 - IMP racing			
IDEAL LAP TIME : 1:09.905		BEST LAP TIME : 1:10.338		DIFFERENCE : 0.433			
LAP	SECTOR 1	SECTOR 2	LAP TIME	MPH	DIFF	TIME OF DAY	
1 -		33.529	1:21.802	64.07	11.464	09:51:25.459	
2 -	39.916	31.673	1:11.589	73.21	1.251	09:52:37.048	
3 -	38.865	32.093	1:10.958 (3)	73.86	0.620	09:53:48.006	
4 -	38.831	32.180	1:11.011	73.81	0.673	09:54:59.017	
5 -	39.352	31.394	1:10.746 (2)	74.09	0.408	09:56:09.763	
6 -	41.534	31.906	1:13.440	71.37	3.102	09:57:23.203	
7 -	39.264	31.074	1:10.338 (1)	74.52		09:58:33.541	
8 -	39.699	31.341	1:11.040	73.78	0.702	09:59:44.581	

BMCRC - MRO Championships 2024 - Rnd 2 @ Pembrey

MRO Minitwins & Rookie Minitwins

QUALIFYING - SECTOR ANALYSIS



SECTOR 1 = FL to I1, SECTOR 2 = I1 to FL, DIFF = Difference To Personal Best Lap, P = Crossed Finish Line in Pit Lane, D = Time Disallowed

P11 177 RMT		Michael HOPKINS		Suzuki SV650 SK1 - MYSELF			
IDEAL LAP TIME : 1:09.896		BEST LAP TIME : 1:10.787		DIFFERENCE : 0.891			
LAP	SECTOR 1	SECTOR 2	LAP TIME	MPH	DIFF	TIME OF DAY	
1 -	39.890	31.246	1:11.136	73.68	0.349	09:51:05.425	
2 -	39.908	31.912	1:11.820	72.98	1.033	09:52:17.245	
3 -	39.858	30.940	1:10.798 (2)	74.03	0.011	09:53:28.043	
4 -	39.087	31.700	1:10.787 (1)	74.04		09:54:38.830	
5 -	40.227	30.809	1:11.036 (3)	73.78	0.249	09:55:49.866	

P12 67		Simon HARVEY		Suzuki SV650 - Retirement Fund Racing			
IDEAL LAP TIME : 1:10.773		BEST LAP TIME : 1:10.875		DIFFERENCE : 0.102			
LAP	SECTOR 1	SECTOR 2	LAP TIME	MPH	DIFF	TIME OF DAY	
1 -	48.908	35.825	1:24.733	61.86	13.858	09:50:51.671	
2 -	43.534	33.927	1:17.461	67.66	6.586	09:52:09.132	
3 -	42.900	32.925	1:15.825	69.12	4.950	09:53:24.957	
4 -	40.186	31.791	1:11.977	72.82	1.102	09:54:36.934	
5 -	39.955	31.955	1:11.910 (3)	72.89	1.035	09:55:48.844	
6 -	41.206	31.410	1:12.616	72.18	1.741	09:57:01.460	
7 -	39.363	31.512	1:10.875 (1)	73.95		09:58:12.335	
8 -	40.253	31.448	1:11.701 (2)	73.10	0.826	09:59:24.036	

P13 14 RMT		George DAVIES		Suzuki SV650 - G & B Customs			
IDEAL LAP TIME : 1:11.454		BEST LAP TIME : 1:11.511		DIFFERENCE : 0.057			
LAP	SECTOR 1	SECTOR 2	LAP TIME	MPH	DIFF	TIME OF DAY	
1 -	47.971	35.684	1:23.655	62.65	12.144	09:50:51.871	
2 -	42.207	31.955	1:14.162	70.67	2.651	09:52:06.033	
3 -	41.294	33.023	1:14.317	70.53	2.806	09:53:20.350	
4 -	41.919	32.812	1:14.731	70.13	3.220	09:54:35.081	
5 -	41.352	32.066	1:13.418	71.39	1.907	09:55:48.499	
6 -	40.825	32.015	1:12.840 (3)	71.96	1.329	09:57:01.339	
7 -	40.379	31.771	1:12.150 (2)	72.64	0.639	09:58:13.489	
8 -	39.683	31.828	1:11.511 (1)	73.29		09:59:25.000	

P14 111		Freddie BATE		Suzuki SV650 - Hartjay			
IDEAL LAP TIME : 1:11.175		BEST LAP TIME : 1:11.558		DIFFERENCE : 0.383			
LAP	SECTOR 1	SECTOR 2	LAP TIME	MPH	DIFF	TIME OF DAY	
1 -	44.238	34.324	1:18.562	66.71	7.004	09:51:31.155	
2 -	42.701	32.472	1:15.173	69.72	3.615	09:52:46.328	
3 -	42.276	32.570	1:14.846	70.03	3.288	09:54:01.174	
4 -	42.348	31.868	1:14.216	70.62	2.658	09:55:15.390	
5 -	39.984	31.574	1:11.558 (1)	73.24		09:56:26.948	
6 -	39.758	32.123	1:11.881 (3)	72.92	0.323	09:57:38.829	
7 -	39.601	32.553	1:12.154	72.64	0.596	09:58:50.983	
8 -	39.609	32.053	1:11.662 (2)	73.14	0.104	10:00:02.645	

P15 166 RMT		Ben KING		Suzuki SV650 -			
IDEAL LAP TIME : 1:11.399		BEST LAP TIME : 1:11.578		DIFFERENCE : 0.179			
LAP	SECTOR 1	SECTOR 2	LAP TIME	MPH	DIFF	TIME OF DAY	
1 -	40.788	31.857	1:12.645	72.15	1.067	09:51:24.876	
2 -	41.387	32.036	1:13.423	71.38	1.845	09:52:38.299	
3 -	40.371	31.575	1:11.946 (2)	72.85	0.368	09:53:50.245	
4 -	43.433	32.776	1:16.209	68.77	4.631	09:55:06.454	
5 -	40.033	32.486	1:12.519 (3)	72.27	0.941	09:56:18.973	
6 -	39.824	31.754	1:11.578 (1)	73.22		09:57:30.551	
7 -	41.971	33.765	1:15.736	69.20	4.158	09:58:46.287	

BMCRC - MRO Championships 2024 - Rnd 2 @ Pembrey

MRO Minitwins & Rookie Minitwins

QUALIFYING - SECTOR ANALYSIS



SECTOR 1 = FL to I1, SECTOR 2 = I1 to FL, DIFF = Difference To Personal Best Lap, P = Crossed Finish Line in Pit Lane, D = Time Disallowed

P16 19		Kevin LILLEY		SUZUKI SV650 - Trafalgar Cleaning Eqpt. / Steve Jordan Motorc			
IDEAL LAP TIME : 1:11.480		BEST LAP TIME : 1:11.953		DIFFERENCE : 0.473			
LAP	SECTOR 1	SECTOR 2	LAP TIME	MPH	DIFF	TIME OF DAY	
1 -	46.640	34.218	1:20.858	64.82	8.905	09:50:52.666	
2 -	42.835	32.764	1:15.599	69.33	3.646	09:52:08.265	
3 -	40.940	31.290	1:12.230 (3)	72.56	0.277	09:53:20.495	
4 -	41.561	31.622	1:13.183	71.62	1.230	09:54:33.678	
5 -	40.190	32.171	1:12.361	72.43	0.408	09:55:46.039	
6 -	40.568	31.727	1:12.295	72.50	0.342	09:56:58.334	
7 -	40.292	31.721	1:12.013 (2)	72.78	0.060	09:58:10.347	
8 -	40.234	31.719	1:11.953 (1)	72.84		09:59:22.300	

P17 30 RMT		David LUFF		Suzuki -			
IDEAL LAP TIME : 1:12.465		BEST LAP TIME : 1:12.939		DIFFERENCE : 0.474			
LAP	SECTOR 1	SECTOR 2	LAP TIME	MPH	DIFF	TIME OF DAY	
1 -	41.004	32.320	1:13.324 (2)	71.48	0.385	09:51:13.684	
2 -	40.451	32.488	1:12.939 (1)	71.86		09:52:26.623	
3 -	40.145	33.770	1:13.915 (3)	70.91	0.976	09:53:40.538	
4 -	43.798	33.089	1:16.887	68.17	3.948	09:54:57.425	
5 -	41.486	33.096	1:14.582	70.27	1.643	09:56:12.007	

P18 113 RMT		Phil ROODT		- Carter Thome Carpets and flooring 2018 ltd			
IDEAL LAP TIME : 1:12.792		BEST LAP TIME : 1:13.263		DIFFERENCE : 0.471			
LAP	SECTOR 1	SECTOR 2	LAP TIME	MPH	DIFF	TIME OF DAY	
1 -	50.711	38.708	1:29.419	58.61	16.156	09:50:51.728	
2 -	45.958	34.351	1:20.309	65.26	7.046	09:52:12.037	
3 -	42.647	32.563	1:15.210	69.69	1.947	09:53:27.247	
4 -	41.104	32.159	1:13.263 (1)	71.54		09:54:40.510	
5 -	40.706	32.692	1:13.398 (2)	71.41	0.135	09:55:53.908	
6 -	40.633	33.306	1:13.939 (3)	70.89	0.676	09:57:07.847	
7 -	41.466	33.663	1:15.129	69.76	1.866	09:58:22.976	
8 -	43.328	32.949	1:16.277	68.71	3.014	09:59:39.253	

P19 46 RMT		Richard HODGES		Suzuki SV650 -			
IDEAL LAP TIME : 1:13.266		BEST LAP TIME : 1:13.378		DIFFERENCE : 0.112			
LAP	SECTOR 1	SECTOR 2	LAP TIME	MPH	DIFF	TIME OF DAY	
1 -	49.089	36.854	1:25.943	60.98	12.565	09:50:57.033	
2 -	44.683	37.867	1:22.550	63.49	9.172	09:52:19.583	
3 -	45.611	32.526	1:18.137	67.08	4.759	09:53:37.720	
4 -	41.547	31.831	1:13.378 (1)	71.43		09:54:51.098	
5 -	43.935	34.099	1:18.034	67.17	4.656	09:56:09.132	
6 -	41.730	31.952	1:13.682 (2)	71.13	0.304	09:57:22.814	
7 -	41.988	31.719	1:13.707 (3)	71.11	0.329	09:58:36.521	
8 -	44.096	IN PIT	1:37.666 P	53.66	24.288	10:00:14.187	

P20 101 RMT		Eddie WAKLEY		Suzuki SV650 -			
IDEAL LAP TIME : 1:12.049		BEST LAP TIME : 1:13.391		DIFFERENCE : 1.342			
LAP	SECTOR 1	SECTOR 2	LAP TIME	MPH	DIFF	TIME OF DAY	
1 -	50.008	39.801	1:29.809	58.36	16.418	09:50:50.407	
2 -	44.316	34.301	1:18.617	66.67	5.226	09:52:09.024	
3 -	42.680	34.327	1:17.007	68.06	3.616	09:53:26.031	
4 -	40.458	33.277	1:13.735 (3)	71.08	0.344	09:54:39.766	
5 -	40.925	33.077	1:14.002	70.83	0.611	09:55:53.768	
6 -	40.316	33.075	1:13.391 (1)	71.42		09:57:07.159	
7 -	41.814	31.733	1:13.547 (2)	71.26	0.156	09:58:20.706	
8 -	40.563	33.472	1:14.035	70.79	0.644	09:59:34.741	

BMCRC - MRO Championships 2024 - Rnd 2 @ Pembrey

MRO Minitwins & Rookie Minitwins

QUALIFYING - SECTOR ANALYSIS



SECTOR 1 = FL to I1, SECTOR 2 = I1 to FL, DIFF = Difference To Personal Best Lap, P = Crossed Finish Line in Pit Lane, D = Time Disallowed

P21 70		Colin HALL		Suzuki SV650 -			
IDEAL LAP TIME : 1:13.437		BEST LAP TIME : 1:13.437		DIFFERENCE : 0.000			
LAP	SECTOR 1	SECTOR 2	LAP TIME	MPH	DIFF	TIME OF DAY	
1 -	50.899	36.202	1:27.101	60.17	13.664	09:50:54.224	
2 -	45.767	35.266	1:21.033	64.68	7.596	09:52:15.257	
3 -	42.854	32.646	1:15.500	69.42	2.063	09:53:30.757	
4 -	40.959	32.478	1:13.437 (1)	71.37		09:54:44.194	
5 -	41.108	33.508	1:14.616 (2)	70.24	1.179	09:55:58.810	
6 -	42.413	34.845	1:17.258	67.84	3.821	09:57:16.068	
7 -	41.995	33.482	1:15.477 (3)	69.44	2.040	09:58:31.545	
8 -	42.003	IN PIT	1:37.016 P	54.02	23.579	10:00:08.561	

P22 122 RMT		James EGGINTON		Suzuki SV650 - Advance Computer Services - www.ACS.co.uk			
IDEAL LAP TIME : 1:13.593		BEST LAP TIME : 1:13.748		DIFFERENCE : 0.155			
LAP	SECTOR 1	SECTOR 2	LAP TIME	MPH	DIFF	TIME OF DAY	
1 -	47.822	35.242	1:23.064	63.10	9.316	09:50:52.333	
2 -	44.768	33.631	1:18.399	66.85	4.651	09:52:10.732	
3 -	43.462	33.728	1:17.190	67.90	3.442	09:53:27.922	
4 -	42.912	32.572	1:15.484	69.43	1.736	09:54:43.406	
5 -	41.663	32.702	1:14.365 (3)	70.48	0.617	09:55:57.771	
6 -	41.190	32.558	1:13.748 (1)	71.07		09:57:11.519	
7 -	41.541	32.405	1:13.946 (2)	70.88	0.198	09:58:25.465	
8 -	42.027	32.403	1:14.430	70.42	0.682	09:59:39.895	

P23 818		Ben RICHARDS		Suzuki SV650 - No Farmers No Food			
IDEAL LAP TIME : 1:14.096		BEST LAP TIME : 1:14.317		DIFFERENCE : 0.221			
LAP	SECTOR 1	SECTOR 2	LAP TIME	MPH	DIFF	TIME OF DAY	
1 -	43.274	34.688	1:17.962	67.23	3.645	09:51:22.590	
2 -	41.084	33.406	1:14.490 (2)	70.36	0.173	09:52:37.080	
3 -	41.326	33.189	1:14.515 (3)	70.34	0.198	09:53:51.595	
4 -	44.959	33.363	1:18.322	66.92	4.005	09:55:09.917	
5 -	41.176	33.141	1:14.317 (1)	70.53		09:56:24.234	
6 -	40.955	34.869	1:15.824	69.12	1.507	09:57:40.058	
7 -	41.734	37.462	1:19.196	66.18	4.879	09:58:59.254	

P24 777		Richard HIRST		- Northern garage conversion			
IDEAL LAP TIME : 1:14.933		BEST LAP TIME : 1:14.933		DIFFERENCE : 0.000			
LAP	SECTOR 1	SECTOR 2	LAP TIME	MPH	DIFF	TIME OF DAY	
1 -	49.313	37.181	1:26.494	60.60	11.561	09:50:53.785	
2 -	45.636	34.312	1:19.948	65.56	5.015	09:52:13.733	
3 -	45.165	34.287	1:19.452	65.97	4.519	09:53:33.185	
4 -	41.951	34.264	1:16.215 (2)	68.77	1.282	09:54:49.400	
5 -	42.757	35.610	1:18.367	66.88	3.434	09:56:07.767	
6 -	41.643	33.290	1:14.933 (1)	69.95		09:57:22.700	
7 -	44.035	33.532	1:17.567 (3)	67.57	2.634	09:58:40.267	
8 -	44.076	IN PIT	1:46.298 P	49.31	31.365	10:00:26.565	

P25 75 RMT		Tom SVENSEN		Suzuki SV650 - Team TSR - HCL Carsales - RG racing			
IDEAL LAP TIME : 1:14.394		BEST LAP TIME : 1:14.959		DIFFERENCE : 0.565			
LAP	SECTOR 1	SECTOR 2	LAP TIME	MPH	DIFF	TIME OF DAY	
1 -	48.842	38.450	1:27.292	60.04	12.333	09:50:50.807	
2 -	46.559	34.240	1:20.799	64.87	5.840	09:52:11.606	
3 -	44.409	33.217	1:17.626	67.52	2.667	09:53:29.232	
4 -	42.839	32.880	1:15.719 (3)	69.22	0.760	09:54:44.951	
5 -	42.479	32.480	1:14.959 (1)	69.92		09:55:59.910	
6 -	41.914	33.725	1:15.639 (2)	69.29	0.680	09:57:15.549	
7 -	42.202	33.642	1:15.844	69.11	0.885	09:58:31.393	
8 -	43.776	34.260	1:18.036	67.16	3.077	09:59:49.429	

BMCRC - MRO Championships 2024 - Rnd 2 @ Pembrey

MRO Minitwins & Rookie Minitwins

QUALIFYING - SECTOR ANALYSIS



SECTOR 1 = FL to I1, SECTOR 2 = I1 to FL, DIFF = Difference To Personal Best Lap, P = Crossed Finish Line in Pit Lane, D = Time Disallowed

P26		16 RMT		Adam FREWIN		Suzuki SV650 - Southern Steam Services Ltd	
IDEAL LAP TIME : 1:15.748		BEST LAP TIME : 1:15.748		DIFFERENCE : 0.000			
LAP	SECTOR 1	SECTOR 2	LAP TIME	MPH	DIFF	TIME OF DAY	
1 -	48.449	36.250	1:24.699	61.88	8.951	09:50:54.529	
2 -	45.763	36.766	1:22.529	63.51	6.781	09:52:17.058	
3 -	42.102	34.298	1:16.400 (2)	68.60	0.652	09:53:33.458	
4 -	42.238	34.420	1:16.658 (3)	68.37	0.910	09:54:50.116	
5 -	42.176	35.711	1:17.887	67.29	2.139	09:56:08.003	
6 -	41.655	34.093	1:15.748 (1)	69.19		09:57:23.751	
7 -	43.936	35.679	1:19.615	65.83	3.867	09:58:43.366	

P27		237 RMT		Tim WOOD		Suzuki SV650S - Hel Performance	
IDEAL LAP TIME : 1:16.121		BEST LAP TIME : 1:16.122		DIFFERENCE : 0.001			
LAP	SECTOR 1	SECTOR 2	LAP TIME	MPH	DIFF	TIME OF DAY	
1 -	45.966	37.617	1:23.583	62.71	7.461	09:51:43.726	
2 -	46.190	38.282	1:24.472	62.05	8.350	09:53:08.198	
3 -	45.727	35.354	1:21.081	64.64	4.959	09:54:29.279	
4 -	44.021	34.888	1:18.909	66.42	2.787	09:55:48.188	
5 -	43.510	34.749	1:18.259 (3)	66.97	2.137	09:57:06.447	
6 -	42.385	34.729	1:17.114 (2)	67.97	0.992	09:58:23.561	
7 -	42.386	33.736	1:16.122 (1)	68.85		09:59:39.683	

P28		34		Andrew JOHNSON		Suzuki SV650 - Rose & Charlie Racing	
IDEAL LAP TIME : 1:15.615		BEST LAP TIME : 1:16.337		DIFFERENCE : 0.722			
LAP	SECTOR 1	SECTOR 2	LAP TIME	MPH	DIFF	TIME OF DAY	
1 -	48.322	37.633	1:25.955	60.98	9.618	09:50:51.582	
2 -	48.172	36.991	1:25.163	61.54	8.826	09:52:16.745	
3 -	45.111	34.920	1:20.031	65.49	3.694	09:53:36.776	
4 -	42.307	34.030	1:16.337 (1)	68.66		09:54:53.113	
5 -	43.977	33.936	1:17.913	67.27	1.576	09:56:11.026	
6 -	43.653	33.308	1:16.961 (2)	68.10	0.624	09:57:27.987	
7 -	43.438	34.116	1:17.554 (3)	67.58	1.217	09:58:45.541	
8 -	43.705	34.431	1:18.136	67.08	1.799	10:00:03.677	

P29		47		Tristan BOHANAN		SUZUKI SV 650 -	
IDEAL LAP TIME : 1:16.192		BEST LAP TIME : 1:16.529		DIFFERENCE : 0.337			
LAP	SECTOR 1	SECTOR 2	LAP TIME	MPH	DIFF	TIME OF DAY	
1 -	50.094	38.650	1:28.744	59.06	12.215	09:50:51.412	
2 -	47.128	34.542	1:21.670	64.18	5.141	09:52:13.082	
3 -	45.520	33.768	1:19.288 (3)	66.10	2.759	09:53:32.370	
4 -	42.424	34.105	1:16.529 (1)	68.49		09:54:48.899	
5 -	42.914	35.744	1:18.658 (2)	66.63	2.129	09:56:07.557	

P30		251 RMT		Craig FERRIS		Suzuki SV650 - IMP Racing	
IDEAL LAP TIME : 1:19.686		BEST LAP TIME : 1:20.138		DIFFERENCE : 0.452			
LAP	SECTOR 1	SECTOR 2	LAP TIME	MPH	DIFF	TIME OF DAY	
1 -	49.859	36.207	1:26.066	60.90	5.928	09:50:55.085	
2 -	46.127	36.357	1:22.484	63.54	2.346	09:52:17.569	
3 -	45.571	35.665	1:21.236	64.52	1.098	09:53:38.805	
4 -	44.592	35.722	1:20.314 (2)	65.26	0.176	09:54:59.119	
5 -	44.021	36.117	1:20.138 (1)	65.40		09:56:19.257	
6 -	44.809	35.904	1:20.713 (3)	64.94	0.575	09:57:39.970	
7 -	44.419	36.960	1:21.379	64.40	1.241	09:59:01.349	
8 -	46.832	IN PIT	1:55.229 P	45.48	35.091	10:00:56.578	

BMCRC - MRO Championships 2024 - Rnd 2 @ Pembrey

MRO Minitwins & Rookie Minitwins

QUALIFYING - SECTOR ANALYSIS



SECTOR 1 = FL to I1, SECTOR 2 = I1 to FL, DIFF = Difference To Personal Best Lap, P = Crossed Finish Line in Pit Lane, D = Time Disallowed

P31		17 RMT		Alex BUCHANAN		Suzuki SV650 - novus resourcing	
IDEAL LAP TIME : 1:20.972		BEST LAP TIME : 1:21.680		DIFFERENCE : 0.708			
LAP	SECTOR 1	SECTOR 2	LAP TIME	MPH	DIFF	TIME OF DAY	
1 -	52.602	39.014	1:31.616	57.21	9.936	09:51:04.210	
2 -	47.655	35.662	1:23.317 (3)	62.91	1.637	09:52:27.527	
3 -	45.382	36.298	1:21.680 (1)	64.17		09:53:49.207	
4 -	47.253	37.264	1:24.517	62.01	2.837	09:55:13.724	
5 -	47.188	36.786	1:23.974	62.41	2.294	09:56:37.698	
6 -	46.379	36.989	1:23.368	62.87	1.688	09:58:01.066	
7 -	45.310	36.732	1:22.042 (2)	63.88	0.362	09:59:23.108	

P32		11 RMT		Marcus LAWLER		Suzuki SV650 -	
IDEAL LAP TIME :		BEST LAP TIME : 1:42.103		DIFFERENCE :			
LAP	SECTOR 1	SECTOR 2	LAP TIME	MPH	DIFF	TIME OF DAY	
1 -			1:42.103 (1)	51.33		09:52:04.677	
2 -			1:44.803	50.01	2.700	09:53:49.480	
3 -			1:43.399 (3)	50.69	1.296	09:55:32.879	
4 -			1:43.320 (2)	50.73	1.217	09:57:16.199	
5 -			1:45.036	49.90	2.933	09:59:01.235	
6 -			1:44.591	50.11	2.488	10:00:45.826	

BMCRC - MRO Championships 2024 - Rnd 2 @ Pembrey

MRO Minitwins & Rookie Minitwins

QUALIFYING - BEST SECTORS

SECTOR 1			SECTOR 2			IDEAL / BEST COMPARISON						
POS	NO	NAME	TIME	NO	NAME	TIME	POS	NO	NAME	IDEAL	BEST	DIFF
									PERFECT LAP	1:05.760		
1	3	ARBON	36.577	3	ARBON	29.183	1	3	ARBON	1:05.760	1:06.059	0.299
2	333	LINDEMANN	36.783	333	LINDEMANN	29.557	2	333	LINDEMANN	1:06.340	1:06.340	0.000
3	22	DOWDS	37.114	22	DOWDS	29.718	3	22	DOWDS	1:06.832	1:07.281	0.449
4	21	FINNIS	37.627	115	MAHER	29.752	4	21	FINNIS	1:07.445	1:07.736	0.291
5	33	COSTIN	37.694	21	FINNIS	29.818	5	33	COSTIN	1:08.216	1:08.216	0.000
6	15	SVENSEN	38.661	33	COSTIN	30.522	6	115	MAHER	1:08.493	1:09.543	1.050
7	115	MAHER	38.741	444	HARRISON	30.597	7	15	SVENSEN	1:09.769	1:09.769	0.000
8	81	MAY	38.831	177	HOPKINS	30.809	8	177	HOPKINS	1:09.896	1:10.787	0.891
9	177	HOPKINS	39.087	81	MAY	31.074	9	81	MAY	1:09.905	1:10.338	0.433
10	444	HARRISON	39.330	15	SVENSEN	31.108	10	444	HARRISON	1:09.927	1:10.197	0.270
11	67	HARVEY	39.363	19	LILLEY	31.290	11	67	HARVEY	1:10.773	1:10.875	0.102
12	111	BATE	39.601	67	HARVEY	31.410	12	111	BATE	1:11.175	1:11.558	0.383
13	14	DAVIES	39.683	111	BATE	31.574	13	166	KING	1:11.399	1:11.578	0.179
14	166	KING	39.824	166	KING	31.575	14	14	DAVIES	1:11.454	1:11.511	0.057
15	30	LUFF	40.145	46	HODGES	31.719	15	19	LILLEY	1:11.480	1:11.953	0.473
16	19	LILLEY	40.190	101	WAKLEY	31.733	16	101	WAKLEY	1:12.049	1:13.391	1.342
17	101	WAKLEY	40.316	14	DAVIES	31.771	17	30	LUFF	1:12.465	1:12.939	0.474
18	113	ROODT	40.633	113	ROODT	32.159	18	113	ROODT	1:12.792	1:13.263	0.471
19	818	RICHARDS	40.955	30	LUFF	32.320	19	46	HODGES	1:13.266	1:13.378	0.112
20	70	HALL	40.959	122	EGGINTON	32.403	20	70	HALL	1:13.437	1:13.437	0.000
21	122	EGGINTON	41.190	70	HALL	32.478	21	122	EGGINTON	1:13.593	1:13.748	0.155
22	46	HODGES	41.547	75	SVENSEN	32.480	22	818	RICHARDS	1:14.096	1:14.317	0.221
23	777	HIRST	41.643	818	RICHARDS	33.141	23	75	SVENSEN	1:14.394	1:14.959	0.565
24	16	FREWIN	41.655	777	HIRST	33.290	24	777	HIRST	1:14.933	1:14.933	0.000
25	75	SVENSEN	41.914	34	JOHNSON	33.308	25	34	JOHNSON	1:15.615	1:16.337	0.722
26	34	JOHNSON	42.307	237	WOOD	33.736	26	16	FREWIN	1:15.748	1:15.748	0.000
27	237	WOOD	42.385	47	BOHANAN	33.768	27	237	WOOD	1:16.121	1:16.122	0.001
28	47	BOHANAN	42.424	16	FREWIN	34.093	28	47	BOHANAN	1:16.192	1:16.529	0.337
29	251	FERRIS	44.021	17	BUCHANAN	35.662	29	251	FERRIS	1:19.686	1:20.138	0.452
30	17	BUCHANAN	45.310	251	FERRIS	35.665	30	17	BUCHANAN	1:20.972	1:21.680	0.708
31							31	11	LAWLER		1:42.103	
32							32	1	TWYFORD		1:08.019	

BMCRC - MRO Championships 2024 - Rnd 2 @ Pembrey

MRO Minitwins & Rookie Minitwins

QUALIFYING - STATISTICS

Competitors Started	32
Planned Start	2024-04-13 @ 09:48:00.000
Actual Start	2024-04-13 @ 09:49:00.535
Finish Time	2024-04-13 @ 09:59:06.727
Track Length	1.4560mi.
Total Laps	239
Total Distance Covered	347.9840mi.

Session Fastest Lap History

NO	CL	NAME	LAP TIME	TIME OF DAY	LAP	VEHICLE
22		Darren DOWDS	1:09.161	09:50:25.467	1	Suzuki SV 650
22		Darren DOWDS	1:08.758	09:51:34.225	2	Suzuki SV 650
3		Oliver ARBON	1:08.287	09:51:38.408	2	Suzuki SV650
22		Darren DOWDS	1:08.077	09:52:42.301	3	Suzuki SV 650
3		Oliver ARBON	1:06.059	09:52:44.468	3	Suzuki SV650

Flag History

TYPE	TIME OF DAY
GREEN	09:49:00.535
FINISH	09:59:06.727

Flag Statistics

TYPE	COUNT	TOTAL LAPS	TOTAL TIME
Green	1	9	12:03.080
Red	0	0	0.000
Safety Car	0	0	0.000
FCY	0	0	0.000

BMCRC - MRO Championships 2024 - Rnd 2 @ Pembrey

MRO Minitwins & Rookie Minitwins

QUALIFYING - STATISTICS

CLASS :

17 Starters

Fastest Lap History

NO	NAME	LAP TIME	TIME OF DAY	LAP	VEHICLE
22	Darren DOWDS	1:09.161	09:50:25.467	1	Suzuki SV 650
22	Darren DOWDS	1:08.758	09:51:34.225	2	Suzuki SV 650
3	Oliver ARBON	1:08.287	09:51:38.408	2	Suzuki SV650
22	Darren DOWDS	1:08.077	09:52:42.301	3	Suzuki SV 650
3	Oliver ARBON	1:06.059	09:52:44.468	3	Suzuki SV650

BMCRC - MRO Championships 2024 - Rnd 2 @ Pembrey

MRO Minitwins & Rookie Minitwins

QUALIFYING - STATISTICS

CLASS : RMT

15 Starters

Fastest Lap History

NO	NAME	LAP TIME	TIME OF DAY	LAP	VEHICLE
101	Eddie WAKLEY	1:29.809	09:50:50.422	1	Suzuki SV650
75	Tom SVENSEN	1:27.292	09:50:50.839	1	Suzuki SV650
14	George DAVIES	1:23.655	09:50:51.901	1	Suzuki SV650
122	James EGGINTON	1:23.064	09:50:52.351	1	Suzuki SV650
177	Michael HOPKINS	1:11.136	09:51:05.428	1	Suzuki SV650 SK1
177	Michael HOPKINS	1:10.798	09:53:28.046	3	Suzuki SV650 SK1
177	Michael HOPKINS	1:10.787	09:54:38.833	4	Suzuki SV650 SK1
444	Brian HARRISON	1:10.197	09:54:45.609	4	Suzuki SV650

BMCRC - MRO Championships 2024 - Rnd 2 @ Pembrey


MRO Minitwins & Rookie Minitwins

RACE 5 - GRID (8 Laps)

ROW 11	33	281	Daniel FARLEY	1:42.103	32	11	Marcus LAWLER	1:21.680	31	17	Alex BUCHANAN
ROW 10	30	251	Craig FERRIS	1:20.138	29	47	Tristan BOHANAN	1:16.529	28	34	Andrew JOHNSON
ROW 9	27	237	Tim WOOD	1:16.122	26	16	Adam FREWIN	1:15.748	25	75	Tom SVENSEN
ROW 8	24	777	Richard HIRST	1:14.933	23	818	Ben RICHARDS	1:14.317	22	122	James EGGINTON
ROW 7	21	70	Colin HALL	1:13.437	20	101	Eddie WAKLEY	1:13.391	19	46	Richard HODGES
ROW 6	18	113	Phil ROODT	1:13.263	17	30	David LUFF	1:12.939	16	19	Kevin LILLEY
ROW 5	15	166	Ben KING	1:11.578	14	111	Freddie BATE	1:11.558	13	14	George DAVIES
ROW 4	12	67	Simon HARVEY	1:10.875	11	177	Michael HOPKINS	1:10.787	10	81	Malvern MAY
ROW 3	9	444	Brian HARRISON	1:10.197	8	15	James SVENSEN	1:09.769	7	115	Brian MAHER
ROW 2	6	33	Steve COSTIN	1:08.216	5	1	David TWYFORD	1:08.019	4	21	Toby FINNIS
ROW 1	3	22	Darren DOWDS	1:07.281	2	333	David LINDEMANN	1:06.340	1	3	Oliver ARBON
											Pole

These results are provisional until the conclusion of any judicial and technical matters.

Pembrey National: 1.4560 miles

Clerk Of Course:	Stewards:	Timekeeper:	<i>Craig Smith</i>	
------------------	-----------	-------------	--------------------	---

Results can be found at www.tsl-timing.com

Printed - 10:02 Saturday, 13 April 2024





BMCRC - MRO Championships 2024 - Rnd 2 @ Pembrey

MRO Minitwins & Rookie Minitwins

RACE 5 - CLASSIFICATION

Race Distance: 6 Laps / 8.73 miles



POS	NO	CL	PIC	NAME	ENTRY	LAPS	TIME	GAP	DIFF	MPH	BEST	ON	GRD	↑↓
1	1		1	David TWYFORD	Suzuki SV650 - IMP Racing, MHP, Chris Cowan	6	6:26.104			81.45	1:03.279	2	5	4
2	19		2	Kevin LILLEY	SUZUKI SV650 - Trafalgar Cleaning Eqpt. / Steve Jordan M	6	6:40.290	14.186	14.186	78.56	1:05.030	4	16	14
3	21		3	Toby FINNIS	Suzuki SV650 - Crawfords/ TEY FS/ HAM	6	6:43.841	17.737	3.551	77.87	1:06.149	2	4	1
4	81		4	Malvern MAY	Suzuki SV650 - IMP racing	6	6:44.169	18.065	0.328	77.81	1:06.398	5	10	6
5	67		5	Simon HARVEY	Suzuki SV650 - Retirement Fund Racing	6	6:44.252	18.148	0.083	77.79	1:05.746	4	12	7
6	115		6	Brian MAHER	Suzuki SV650 - Spraytech /Espresso Solutions	6	6:45.913	19.809	1.661	77.47	1:06.347	5	7	1
7	15		7	James SVENSEN	Suzuki SV650S - Team TSR - HCL - RG Racing	6	6:46.485	20.381	0.572	77.36	1:06.207	5	8	1
8	177	RMT	1	Michael HOPKINS	Suzuki SV650 SK1 - MYSELF	5	5:57.857	1 Lap	1 Lap	73.23	1:09.725	2	11	3
9	46	RMT	2	Richard HODGES	Suzuki SV650 -	5	5:58.258	1 Lap	0.401	73.15	1:09.458	2	19	10
10	34		8	Andrew JOHNSON	Suzuki SV650 - Rose & Charlie Racing	5	5:58.430	1 Lap	0.172	73.11	1:07.551	4	28	18
11	30	RMT	3	David LUFF	Suzuki -	5	5:59.192	1 Lap	0.762	72.96	1:10.615	4	17	6
12	14	RMT	4	George DAVIES	Suzuki SV650 - G & B Customs	5	6:03.050	1 Lap	3.858	72.18	1:09.019	5	13	1
13	70		9	Colin HALL	Suzuki SV650 -	5	6:04.029	1 Lap	0.979	71.99	1:09.611	5	21	8
14	237	RMT	5	Tim WOOD	Suzuki SV650S - Hel Performance	5	6:04.394	1 Lap	0.365	71.92	1:09.738	5	27	13
15	122	RMT	6	James EGGINTON	Suzuki SV650 - Advance Computer Services - www.ACS.co	5	6:04.909	1 Lap	0.515	71.82	1:10.635	5	22	7
16	444	RMT	7	Brian HARRISON	Suzuki SV650 -	5	6:05.033	1 Lap	0.124	71.79	1:10.243	5	9	-7
17	47		10	Tristan BOHANAN	SUZUKI SV 650 -	5	6:05.462	1 Lap	0.429	71.71	1:10.201	5	29	12
18	75	RMT	8	Tom SVENSEN	Suzuki SV650 - Team TSR - HCL Carsales - RG racing	5	6:05.940	1 Lap	0.478	71.61	1:10.340	5	25	7
19	166	RMT	9	Ben KING	Suzuki SV650 -	5	6:06.693	1 Lap	0.753	71.47	1:09.829	5	15	-4
20	818		11	Ben RICHARDS	Suzuki SV650 - No Farmers No Food	5	6:08.385	1 Lap	1.692	71.14	1:10.543	5	23	3
21	113	RMT	10	Phil ROODT	- Carter Thorne Carpets and flooring 2018 ltd	5	6:14.197	1 Lap	5.812	70.03	1:12.279	4	18	-3
22	16	RMT	11	Adam FREWIN	Suzuki SV650 - Southern Steam Services Ltd	5	6:15.937	1 Lap	1.740	69.71	1:12.929	3	26	4
23	777		12	Richard HIRST	- Northern garage conversion	5	6:29.208	1 Lap	13.271	67.33	1:15.334	4	24	1
24	17	RMT	12	Alex BUCHANAN	Suzuki SV650 - novus resourcing	5	6:39.953	1 Lap	10.745	65.52	1:17.945	4	31	7
25	251	RMT	13	Craig FERRIS	Suzuki SV650 - IMP Racing	5	7:00.574	1 Lap	20.621	62.31	1:20.928	4	30	5
26	11	RMT	14	Marcus LAWLER	Suzuki SV650 -	4	6:38.321	2 Laps	1 Lap	52.63	1:36.772	2	32	6

NOT CLASSIFIED

DNF	333			David LINDEMANN	Suzuki SV650 - Giraffe Decorators	5	5:21.865	1 Lap	0.000	81.42	1:03.280	5	2	
DNF	33			Steve COSTIN	Suzuki SV650 - Sublime Designs / T.M Services/ ATP Motor	5	5:35.558	1 Lap	13.693	78.10	1:05.846	4	6	
DNF	111			Freddie BATE	Suzuki SV650 - Hartjay	5	5:59.369	1 Lap	23.811	72.92	1:08.672	3	14	
DNF	22			Darren DOWDS	Suzuki SV 650 - Sublime Dsg Ltd	1	1:05.883	5 Laps	4 Laps	79.55				3
DNF	101	RMT		Eddie WAKLEY	Suzuki SV650 -	1	1:24.422	5 Laps	18.539	62.08				20

NOT STARTED

NS	3			Oliver ARBON	Suzuki SV650 - TT Plumbing & Heating									1
----	---	--	--	--------------	--------------------------------------	--	--	--	--	--	--	--	--	---

FASTEST LAP

	1			David TWYFORD	Suzuki SV650 - IMP Racing, MHP, Chris Cowan	2	1:03.279			82.83 mph				133.30 kph
	14	RMT		George DAVIES	Suzuki SV650 - G & B Customs	5	1:09.019			75.94 mph				122.22 kph

Comments:
Race stopped

Class - 92.5% of Race Speed = 75.34 mph
Class RMT - 92.5% of Race Speed = 67.73 mph

Red Flag (end of session): 12:36

Weather / Track : Cloudy / Dry

Date: 13/04/2024 Start: 12:29 Finish: 12:36
Pembrey National: 1.4560 miles

These results are provisional until the conclusion of any judicial and technical matters.

Clerk Of Course:	Stewards:	Timekeeper:	<i>Craig Smith</i>	
------------------	-----------	-------------	--------------------	--

Results can be found at www.tsl-timing.com

Printed - 12:43 Saturday, 13 April 2024



BMCRC - MRO Championships 2024 - Rnd 2 @ Pembrey

MRO Minitwins & Rookie Minitwins

RACE 5 - LAP CHART

LAP 1 @ 12:30:47.448			LAP 3 @ 12:32:56.385			LAP 5 @ 12:35:03.351		
NO	BEHIND	LAP TIME	NO	BEHIND	LAP TIME	NO	BEHIND	LAP TIME
22		1:05.883	1		1:03.883	1		1:03.376
333	0.860	1:06.743	333	0.394	1:04.381	333	0.079	1:03.280
1	1.775	1:07.658	11	1 Lap	1:36.772	19	12.416	1:05.558
33	4.179	1:10.062	33	8.640	1:06.729	33	13.772	1:06.252
21	4.567	1:10.450	19	8.794	1:06.656	21	15.379	1:06.848
81	4.919	1:10.802	21	9.201	1:07.422	67	15.582	1:06.151
19	5.613	1:11.496	81	9.511	1:06.716	251	1 Lap	1:20.928
115	5.795	1:11.678	67	10.651	1:06.418	81	15.691	1:06.398
15	6.132	1:12.015	115	11.216	1:07.360	115	17.101	1:06.347
67	7.226	1:13.109	15	11.476	1:06.551	15	17.629	1:06.207
111	8.483	1:14.366	111	17.190	1:08.672	177	36.071	1:11.091
177	9.262	1:15.145	177	20.722	1:10.672	46	36.472	1:10.776
30	10.307	1:16.190	46	22.925	1:10.421	34	36.644	1:08.788
70	11.752	1:17.635	30	23.078	1:10.917	30	37.406	1:10.679
46	11.983	1:17.866	122	27.246	1:11.604	111	37.583	1:17.451
166	12.065	1:17.948	34	27.271	1:10.360	14	41.264	1:09.019
14	12.795	1:18.678	14	28.344	1:11.548	70	42.243	1:09.611
122	12.894	1:18.777	70	29.062	1:12.661	237	42.608	1:09.738
237	13.286	1:19.169	166	29.162	1:11.632	122	43.123	1:10.635
34	13.369	1:19.252	237	29.265	1:12.180	444	43.247	1:10.243
444	13.572	1:19.455	444	29.523	1:11.907	47	43.676	1:10.201
75	14.307	1:20.190	47	29.848	1:11.588	75	44.154	1:10.340
47	14.777	1:20.660	75	30.156	1:12.240	166	44.907	1:09.829
16	16.528	1:22.411	818	30.581	1:11.522	818	46.599	1:10.543
818	16.848	1:22.731	16	34.148	1:12.929	113	52.411	1:12.853
113	16.949	1:22.832	113	34.245	1:12.704	16	54.151	1:13.735
101	18.539	1:24.422	777	42.486	1:15.887			
777	18.979	1:24.862	17	47.249	1:18.073			
17	19.902	1:25.785	251	1:01.677	1:22.884			
251	25.182	1:31.065						
11	35.791	1:41.674						

LAP 2 @ 12:31:52.398			LAP 4 @ 12:33:59.975			LAP 6 @ 12:36:07.669		
NO	BEHIND	LAP TIME	NO	BEHIND	LAP TIME	NO	BEHIND	LAP TIME
333		1:04.090	1		1:03.590	1		1:04.318
1	0.104	1:03.279	333	0.175	1:03.371	777	1 Lap	1:16.568
21	5.766	1:06.149	19	10.234	1:05.030	11	2 Laps	1:40.094
33	5.898	1:06.669	33	10.896	1:05.846	17	1 Lap	1:19.939
19	6.125	1:05.462	21	11.907	1:06.296	19	14.186	1:06.088
81	6.782	1:06.813	81	12.669	1:06.748	21	17.737	1:06.676
115	7.843	1:06.998	67	12.807	1:05.746	81	18.065	1:06.692
67	8.220	1:05.944	115	14.130	1:06.504	67	18.148	1:06.884
15	8.912	1:07.730	15	14.798	1:06.912	115	19.809	1:07.026
111	12.505	1:08.972	111	23.508	1:09.908	15	20.381	1:07.070
177	14.037	1:09.725	177	28.356	1:11.224	251	1 Lap	1:23.149
30	16.148	1:10.791	46	29.072	1:09.737			
46	16.491	1:09.458	30	30.103	1:10.615			
122	19.629	1:11.685	34	31.232	1:07.551			
70	20.388	1:13.586	14	35.621	1:10.867			
14	20.783	1:12.938	122	35.864	1:12.208			
34	20.898	1:12.479	70	36.008	1:10.536			
237	21.072	1:12.736	237	36.246	1:10.571			
166	21.517	1:14.402	444	36.380	1:10.447			
444	21.603	1:12.981	47	36.851	1:10.593			
75	21.903	1:12.546	75	37.190	1:10.624			
47	22.247	1:12.420	166	38.454	1:12.882			
818	23.046	1:11.148	818	39.432	1:12.441			
16	25.206	1:13.628	11	1 Lap	1:39.781			
113	25.528	1:13.529	113	42.934	1:12.279			
777	30.586	1:16.557	16	43.792	1:13.234			
17	33.163	1:18.211	777	54.230	1:15.334			
251	42.780	1:22.548	17	1:01.604	1:17.945			

BMCRC - MRO Championships 2024 - Rnd 2 @ Pembrey

MRO Minitwins & Rookie Minitwins

RACE 5 - POSITION CHART

No	Name	Lap Pos	Lap					
			1	2	3	4	5	6
3	ARBON	1	22	333	1	1	1	1
333	LINDEMANN	2	333	1	333	333	333	19
22	DOWDS	3	1	21	33	19	19	21
21	FINNIS	4	33	33	19	33	33	81
1	TWYFORD	5	21	19	21	21	21	67
33	COSTIN	6	81	81	81	81	67	115
115	MAHER	7	19	115	67	67	81	15
15	SVENSEN	8	115	67	115	115	115	
444	HARRISON	9	15	15	15	15	15	
81	MAY	10	67	111	111	111	177	
177	HOPKINS	11	111	177	177	177	46	
67	HARVEY	12	177	30	46	46	34	
14	DAVIES	13	30	46	30	30	30	
111	BATE	14	70	122	122	34	111	
166	KING	15	46	70	34	14	14	
19	LILLEY	16	166	14	14	122	70	
30	LUFF	17	14	34	70	70	237	
113	ROODT	18	122	237	166	237	122	
46	HODGES	19	237	166	237	444	444	
101	WAKLEY	20	34	444	444	47	47	
70	HALL	21	444	75	47	75	75	
122	EGGINTON	22	75	47	75	166	166	
818	RICHARDS	23	47	818	818	818	818	
777	HIRST	24	16	16	16	113	113	
75	SVENSEN	25	818	113	113	16	16	
16	FREWIN	26	113	777	777	777	777	
237	WOOD	27	101	17	17	17	17	
34	JOHNSON	28	777	251	251	251	251	
47	BOHANAN	29	17	11	11	11		
251	FERRIS	30	251					
17	BUCHANAN	31	11					
11	LAWLER	32						

BMCRC - MRO Championships 2024 - Rnd 2 @ Pembrey

MRO Minitwins & Rookie Minitwins

RACE 5 - SECTOR ANALYSIS



SECTOR 1 = FL to I1, SECTOR 2 = I1 to FL, DIFF = Difference To Personal Best Lap, P = Crossed Finish Line in Pit Lane, D = Time Disallowed

P1	1	David TWYFORD	Suzuki SV650 - IMP Racing, MHP, Chris Cowan			
IDEAL LAP TIME : 1:03.133		BEST LAP TIME : 1:03.279	DIFFERENCE : 0.146			
LAP	SECTOR 1	SECTOR 2	LAP TIME	MPH	DIFF	TIME OF DAY
1 -		28.411	1:07.658	77.47	4.379	12:30:49.223
2 -	34.984	28.295	1:03.279 (1)	82.83		12:31:52.502
3 -	35.409	28.474	1:03.883	82.04	0.604	12:32:56.385
4 -	35.225	28.365	1:03.590 (3)	82.42	0.311	12:33:59.975
5 -	35.227	28.149	1:03.376 (2)	82.70	0.097	12:35:03.351
6 -	35.313	29.005	1:04.318	81.49	1.039	12:36:07.669

P2	19	Kevin LILLEY	SUZUKI SV650 - Trafalgar Cleaning Eqpt. / Steve Jordan Motorc			
IDEAL LAP TIME : 1:05.030		BEST LAP TIME : 1:05.030	DIFFERENCE : 0.000			
LAP	SECTOR 1	SECTOR 2	LAP TIME	MPH	DIFF	TIME OF DAY
1 -		29.728	1:11.496	73.31	6.466	12:30:53.061
2 -	36.477	28.985	1:05.462 (2)	80.07	0.432	12:31:58.523
3 -	36.996	29.660	1:06.656	78.63	1.626	12:33:05.179
4 -	36.086	28.944	1:05.030 (1)	80.60		12:34:10.209
5 -	36.217	29.341	1:05.558 (3)	79.95	0.528	12:35:15.767
6 -	36.454	29.634	1:06.088	79.31	1.058	12:36:21.855

P3	21	Toby FINNIS	Suzuki SV650 - Crawfords/ TEY FS/ HAM			
IDEAL LAP TIME : 1:05.879		BEST LAP TIME : 1:06.149	DIFFERENCE : 0.270			
LAP	SECTOR 1	SECTOR 2	LAP TIME	MPH	DIFF	TIME OF DAY
1 -		29.905	1:10.450	74.40	4.301	12:30:52.015
2 -	36.675	29.474	1:06.149 (1)	79.23		12:31:58.164
3 -	37.776	29.646	1:07.422	77.74	1.273	12:33:05.586
4 -	36.682	29.614	1:06.296 (2)	79.06	0.147	12:34:11.882
5 -	36.405	30.443	1:06.848	78.41	0.699	12:35:18.730
6 -	36.610	30.066	1:06.676 (3)	78.61	0.527	12:36:25.406

P4	81	Malvern MAY	Suzuki SV650 - IMP racing			
IDEAL LAP TIME : 1:06.198		BEST LAP TIME : 1:06.398	DIFFERENCE : 0.200			
LAP	SECTOR 1	SECTOR 2	LAP TIME	MPH	DIFF	TIME OF DAY
1 -		30.040	1:10.802	74.03	4.404	12:30:52.367
2 -	36.791	30.022	1:06.813	78.45	0.415	12:31:59.180
3 -	36.962	29.754	1:06.716 (3)	78.56	0.318	12:33:05.896
4 -	36.709	30.039	1:06.748	78.52	0.350	12:34:12.644
5 -	36.848	29.550	1:06.398 (1)	78.94		12:35:19.042
6 -	36.648	30.044	1:06.692 (2)	78.59	0.294	12:36:25.734

P5	67	Simon HARVEY	Suzuki SV650 - Retirement Fund Racing			
IDEAL LAP TIME : 1:05.462		BEST LAP TIME : 1:05.746	DIFFERENCE : 0.284			
LAP	SECTOR 1	SECTOR 2	LAP TIME	MPH	DIFF	TIME OF DAY
1 -		30.039	1:13.109	71.69	7.363	12:30:54.674
2 -	36.609	29.335	1:05.944 (2)	79.48	0.198	12:32:00.618
3 -	36.892	29.526	1:06.418	78.91	0.672	12:33:07.036
4 -	36.580	29.166	1:05.746 (1)	79.72		12:34:12.782
5 -	36.296	29.855	1:06.151 (3)	79.23	0.405	12:35:18.933
6 -	36.956	29.928	1:06.884	78.36	1.138	12:36:25.817

P6	115	Brian MAHER	Suzuki SV650 - Spraytech /Espresso Solutions			
IDEAL LAP TIME : 1:06.338		BEST LAP TIME : 1:06.347	DIFFERENCE : 0.009			
LAP	SECTOR 1	SECTOR 2	LAP TIME	MPH	DIFF	TIME OF DAY
1 -		29.627	1:11.678	73.12	5.331	12:30:53.243
2 -	37.302	29.696	1:06.998 (3)	78.23	0.651	12:32:00.241
3 -	37.534	29.826	1:07.360	77.81	1.013	12:33:07.601
4 -	36.972	29.532	1:06.504 (2)	78.81	0.157	12:34:14.105
5 -	36.806	29.541	1:06.347 (1)	79.00		12:35:20.452
6 -	37.140	29.886	1:07.026	78.20	0.679	12:36:27.478

BMCRC - MRO Championships 2024 - Rnd 2 @ Pembrey

MRO Minitwins & Rookie Minitwins

RACE 5 - SECTOR ANALYSIS



SECTOR 1 = FL to I1, SECTOR 2 = I1 to FL, DIFF = Difference To Personal Best Lap, P = Crossed Finish Line in Pit Lane, D = Time Disallowed

P7 15		James SVENSEN		Suzuki SV650S - Team TSR - HCL - RG Racing			
IDEAL LAP TIME : 1:06.207		BEST LAP TIME : 1:06.207		DIFFERENCE : 0.000			
LAP	SECTOR 1	SECTOR 2	LAP TIME	MPH	DIFF	TIME OF DAY	
1 -		30.658	1:12.015	72.78	5.808	12:30:53.580	
2 -	37.244	30.486	1:07.730	77.38	1.523	12:32:01.310	
3 -	36.655	29.896	1:06.551 (2)	78.76	0.344	12:33:07.861	
4 -	36.985	29.927	1:06.912 (3)	78.33	0.705	12:34:14.773	
5 -	36.353	29.854	1:06.207 (1)	79.16		12:35:20.980	
6 -	37.128	29.942	1:07.070	78.15	0.863	12:36:28.050	

P8 177 RMT		Michael HOPKINS		Suzuki SV650 SK1 - MYSELF			
IDEAL LAP TIME : 1:09.725		BEST LAP TIME : 1:09.725		DIFFERENCE : 0.000			
LAP	SECTOR 1	SECTOR 2	LAP TIME	MPH	DIFF	TIME OF DAY	
1 -		31.143	1:15.145	69.75	5.420	12:30:56.710	
2 -	38.810	30.915	1:09.725 (1)	75.17		12:32:06.435	
3 -	38.956	31.716	1:10.672 (2)	74.16	0.947	12:33:17.107	
4 -	39.819	31.405	1:11.224	73.59	1.499	12:34:28.331	
5 -	39.931	31.160	1:11.091 (3)	73.73	1.366	12:35:39.422	

P9 46 RMT		Richard HODGES		Suzuki SV650 -			
IDEAL LAP TIME : 1:09.458		BEST LAP TIME : 1:09.458		DIFFERENCE : 0.000			
LAP	SECTOR 1	SECTOR 2	LAP TIME	MPH	DIFF	TIME OF DAY	
1 -		31.564	1:17.866	67.31	8.408	12:30:59.431	
2 -	38.892	30.566	1:09.458 (1)	75.46		12:32:08.889	
3 -	38.991	31.430	1:10.421 (3)	74.43	0.963	12:33:19.310	
4 -	38.925	30.812	1:09.737 (2)	75.16	0.279	12:34:29.047	
5 -	38.910	31.866	1:10.776	74.05	1.318	12:35:39.823	

P10 34		Andrew JOHNSON		Suzuki SV650 - Rose & Charlie Racing			
IDEAL LAP TIME : 1:07.551		BEST LAP TIME : 1:07.551		DIFFERENCE : 0.000			
LAP	SECTOR 1	SECTOR 2	LAP TIME	MPH	DIFF	TIME OF DAY	
1 -		31.416	1:19.252	66.13	11.701	12:31:00.817	
2 -	40.521	31.958	1:12.479	72.31	4.928	12:32:13.296	
3 -	39.556	30.804	1:10.360 (3)	74.49	2.809	12:33:23.656	
4 -	37.323	30.228	1:07.551 (1)	77.59		12:34:31.207	
5 -	37.986	30.802	1:08.788 (2)	76.19	1.237	12:35:39.995	

P11 30 RMT		David LUFF		Suzuki -			
IDEAL LAP TIME : 1:10.153		BEST LAP TIME : 1:10.615		DIFFERENCE : 0.462			
LAP	SECTOR 1	SECTOR 2	LAP TIME	MPH	DIFF	TIME OF DAY	
1 -		31.215	1:16.190	68.79	5.575	12:30:57.755	
2 -	38.997	31.794	1:10.791 (3)	74.04	0.176	12:32:08.546	
3 -	39.177	31.740	1:10.917	73.91	0.302	12:33:19.463	
4 -	39.295	31.320	1:10.615 (1)	74.22		12:34:30.078	
5 -	39.523	31.156	1:10.679 (2)	74.16	0.064	12:35:40.757	

P12 14 RMT		George DAVIES		Suzuki SV650 - G & B Customs			
IDEAL LAP TIME : 1:09.019		BEST LAP TIME : 1:09.019		DIFFERENCE : 0.000			
LAP	SECTOR 1	SECTOR 2	LAP TIME	MPH	DIFF	TIME OF DAY	
1 -		32.093	1:18.678	66.62	9.659	12:31:00.243	
2 -	40.276	32.662	1:12.938	71.86	3.919	12:32:13.181	
3 -	39.797	31.751	1:11.548 (3)	73.25	2.529	12:33:24.729	
4 -	38.466	32.401	1:10.867 (2)	73.96	1.848	12:34:35.596	
5 -	38.111	30.908	1:09.019 (1)	75.94		12:35:44.615	

BMCRC - MRO Championships 2024 - Rnd 2 @ Pembrey

MRO Minitwins & Rookie Minitwins

RACE 5 - SECTOR ANALYSIS



SECTOR 1 = FL to I1, SECTOR 2 = I1 to FL, DIFF = Difference To Personal Best Lap, P = Crossed Finish Line in Pit Lane, D = Time Disallowed

P13 70		Colin HALL		Suzuki SV650 -		
IDEAL LAP TIME : 1:08.773		BEST LAP TIME : 1:09.611		DIFFERENCE : 0.838		
LAP	SECTOR 1	SECTOR 2	LAP TIME	MPH	DIFF	TIME OF DAY
1 -		32.125	1:17.635	67.51	8.024	12:30:59.200
2 -	40.919	32.667	1:13.586	71.23	3.975	12:32:12.786
3 -	40.430	32.231	1:12.661 (3)	72.13	3.050	12:33:25.447
4 -	38.520	32.016	1:10.536 (2)	74.31	0.925	12:34:35.983
5 -	39.105	30.506	1:09.611 (1)	75.29		12:35:45.594

P14 237 RMT		Tim WOOD		Suzuki SV650S - Hel Performance		
IDEAL LAP TIME : 1:08.399		BEST LAP TIME : 1:09.738		DIFFERENCE : 1.339		
LAP	SECTOR 1	SECTOR 2	LAP TIME	MPH	DIFF	TIME OF DAY
1 -		31.807	1:19.169	66.20	9.431	12:31:00.734
2 -	40.259	32.477	1:12.736	72.06	2.998	12:32:13.470
3 -	39.911	32.269	1:12.180 (3)	72.61	2.442	12:33:25.650
4 -	38.642	31.929	1:10.571 (2)	74.27	0.833	12:34:36.221
5 -	39.299	30.439	1:09.738 (1)	75.16		12:35:45.959

P15 122 RMT		James EGGINTON		Suzuki SV650 - Advance Computer Services - www.ACS.co.uk		
IDEAL LAP TIME : 1:10.096		BEST LAP TIME : 1:10.635		DIFFERENCE : 0.539		
LAP	SECTOR 1	SECTOR 2	LAP TIME	MPH	DIFF	TIME OF DAY
1 -		31.635	1:18.777	66.53	8.142	12:31:00.342
2 -	40.425	31.260	1:11.685 (3)	73.11	1.050	12:32:12.027
3 -	40.480	31.124	1:11.604 (2)	73.20	0.969	12:33:23.631
4 -	39.898	32.310	1:12.208	72.59	1.573	12:34:35.839
5 -	39.524	31.111	1:10.635 (1)	74.20		12:35:46.474

P16 444 RMT		Brian HARRISON		Suzuki SV650 -		
IDEAL LAP TIME : 1:10.023		BEST LAP TIME : 1:10.243		DIFFERENCE : 0.220		
LAP	SECTOR 1	SECTOR 2	LAP TIME	MPH	DIFF	TIME OF DAY
1 -		31.854	1:19.455	65.96	9.212	12:31:01.020
2 -	40.801	32.180	1:12.981	71.82	2.738	12:32:14.001
3 -	39.627	32.280	1:11.907 (3)	72.89	1.664	12:33:25.908
4 -	39.123	31.324	1:10.447 (2)	74.40	0.204	12:34:36.355
5 -	39.343	30.900	1:10.243 (1)	74.62		12:35:46.598

P17 47		Tristan BOHANAN		SUZUKI SV 650 -		
IDEAL LAP TIME : 1:10.150		BEST LAP TIME : 1:10.201		DIFFERENCE : 0.051		
LAP	SECTOR 1	SECTOR 2	LAP TIME	MPH	DIFF	TIME OF DAY
1 -		32.079	1:20.660	64.98	10.459	12:31:02.225
2 -	40.293	32.127	1:12.420	72.37	2.219	12:32:14.645
3 -	39.677	31.911	1:11.588 (3)	73.21	1.387	12:33:26.233
4 -	39.167	31.426	1:10.593 (2)	74.25	0.392	12:34:36.826
5 -	39.218	30.983	1:10.201 (1)	74.66		12:35:47.027

P18 75 RMT		Tom SVENSEN		Suzuki SV650 - Team TSR - HCL Carsales - RG racing		
IDEAL LAP TIME : 1:10.299		BEST LAP TIME : 1:10.340		DIFFERENCE : 0.041		
LAP	SECTOR 1	SECTOR 2	LAP TIME	MPH	DIFF	TIME OF DAY
1 -		31.890	1:20.190	65.36	9.850	12:31:01.755
2 -	40.476	32.070	1:12.546	72.25	2.206	12:32:14.301
3 -	40.506	31.734	1:12.240 (3)	72.55	1.900	12:33:26.541
4 -	39.406	31.218	1:10.624 (2)	74.21	0.284	12:34:37.165
5 -	39.447	30.893	1:10.340 (1)	74.51		12:35:47.505

BMCRC - MRO Championships 2024 - Rnd 2 @ Pembrey

MRO Minitwins & Rookie Minitwins

RACE 5 - SECTOR ANALYSIS



SECTOR 1 = FL to I1, SECTOR 2 = I1 to FL, DIFF = Difference To Personal Best Lap, P = Crossed Finish Line in Pit Lane, D = Time Disallowed

P19 166 RMT Ben KING		Suzuki SV650 -				
IDEAL LAP TIME : 1:09.829		BEST LAP TIME : 1:09.829		DIFFERENCE : 0.000		
LAP	SECTOR 1	SECTOR 2	LAP TIME	MPH	DIFF	TIME OF DAY
1 -		32.053	1:17.948	67.24	8.119	12:30:59.513
2 -	41.655	32.747	1:14.402	70.44	4.573	12:32:13.915
3 -	39.560	32.072	1:11.632 (2)	73.17	1.803	12:33:25.547
4 -	41.427	31.455	1:12.882 (3)	71.91	3.053	12:34:38.429
5 -	39.314	30.515	1:09.829 (1)	75.06		12:35:48.258

P20 818 Ben RICHARDS		Suzuki SV650 - No Farmers No Food				
IDEAL LAP TIME : 1:10.340		BEST LAP TIME : 1:10.543		DIFFERENCE : 0.203		
LAP	SECTOR 1	SECTOR 2	LAP TIME	MPH	DIFF	TIME OF DAY
1 -		32.721	1:22.731	63.35	12.188	12:31:04.296
2 -	40.087	31.061	1:11.148 (2)	73.67	0.605	12:32:15.444
3 -	39.680	31.842	1:11.522 (3)	73.28	0.979	12:33:26.966
4 -	40.330	32.111	1:12.441	72.35	1.898	12:34:39.407
5 -	39.279	31.264	1:10.543 (1)	74.30		12:35:49.950

P21 113 RMT Phil ROODT		- Carter Thorne Carpets and flooring 2018 ltd				
IDEAL LAP TIME : 1:11.964		BEST LAP TIME : 1:12.279		DIFFERENCE : 0.315		
LAP	SECTOR 1	SECTOR 2	LAP TIME	MPH	DIFF	TIME OF DAY
1 -		33.539	1:22.832	63.27	10.553	12:31:04.397
2 -	41.372	32.157	1:13.529	71.28	1.250	12:32:17.926
3 -	40.840	31.864	1:12.704 (2)	72.09	0.425	12:33:30.630
4 -	40.603	31.676	1:12.279 (1)	72.51		12:34:42.909
5 -	41.492	31.361	1:12.853 (3)	71.94	0.574	12:35:55.762

P22 16 RMT Adam FREWIN		Suzuki SV650 - Southern Steam Services Ltd				
IDEAL LAP TIME : 1:12.743		BEST LAP TIME : 1:12.929		DIFFERENCE : 0.186		
LAP	SECTOR 1	SECTOR 2	LAP TIME	MPH	DIFF	TIME OF DAY
1 -		32.937	1:22.411	63.60	9.482	12:31:03.976
2 -	41.124	32.504	1:13.628 (3)	71.19	0.699	12:32:17.604
3 -	40.239	32.690	1:12.929 (1)	71.87		12:33:30.533
4 -	40.593	32.641	1:13.234 (2)	71.57	0.305	12:34:43.767
5 -	41.220	32.515	1:13.735	71.08	0.806	12:35:57.502

P23 777 Richard HIRST		- Northern garage conversion				
IDEAL LAP TIME : 1:15.334		BEST LAP TIME : 1:15.334		DIFFERENCE : 0.000		
LAP	SECTOR 1	SECTOR 2	LAP TIME	MPH	DIFF	TIME OF DAY
1 -		34.315	1:24.862	61.76	9.528	12:31:06.427
2 -	42.923	33.634	1:16.557 (3)	68.46	1.223	12:32:22.984
3 -	42.225	33.662	1:15.887 (2)	69.07	0.553	12:33:38.871
4 -	41.748	33.586	1:15.334 (1)	69.57		12:34:54.205
5 -	42.268	34.300	1:16.568	68.45	1.234	12:36:10.773

P24 17 RMT Alex BUCHANAN		Suzuki SV650 - novus resourcing				
IDEAL LAP TIME : 1:17.427		BEST LAP TIME : 1:17.945		DIFFERENCE : 0.518		
LAP	SECTOR 1	SECTOR 2	LAP TIME	MPH	DIFF	TIME OF DAY
1 -		34.486	1:25.785	61.10	7.840	12:31:07.350
2 -	43.393	34.818	1:18.211 (3)	67.01	0.266	12:32:25.561
3 -	43.449	34.624	1:18.073 (2)	67.13	0.128	12:33:43.634
4 -	43.911	34.034	1:17.945 (1)	67.24		12:35:01.579
5 -	44.440	35.499	1:19.939	65.56	1.994	12:36:21.518

BMCRC - MRO Championships 2024 - Rnd 2 @ Pembrey

MRO Minitwins & Rookie Minitwins

RACE 5 - SECTOR ANALYSIS



SECTOR 1 = FL to I1, SECTOR 2 = I1 to FL, DIFF = Difference To Personal Best Lap, P = Crossed Finish Line in Pit Lane, D = Time Disallowed

P25 251 RMT		Craig FERRIS		Suzuki SV650 - IMP Racing			
IDEAL LAP TIME : 1:20.786		BEST LAP TIME : 1:20.928		DIFFERENCE : 0.142			
LAP	SECTOR 1	SECTOR 2	LAP TIME	MPH	DIFF	TIME OF DAY	
1 -		39.220	1:31.065	57.55	10.137	12:31:12.630	
2 -	45.206	37.342	1:22.548 (2)	63.49	1.620	12:32:35.178	
3 -	45.764	37.120	1:22.884 (3)	63.24	1.956	12:33:58.062	
4 -	45.348	35.580	1:20.928 (1)	64.76		12:35:18.990	
5 -	45.874	37.275	1:23.149	63.03	2.221	12:36:42.139	

P26 11 RMT		Marcus LAWLER		Suzuki SV650 -			
IDEAL LAP TIME : 1:34.994		BEST LAP TIME : 1:36.772		DIFFERENCE : 1.778			
LAP	SECTOR 1	SECTOR 2	LAP TIME	MPH	DIFF	TIME OF DAY	
1 -		41.778	1:41.674	51.55	4.902	12:31:23.239	
2 -	53.216	43.556	1:36.772 (1)	54.16		12:33:00.011	
3 -	56.833	42.948	1:39.781 (2)	52.53	3.009	12:34:39.792	
4 -	56.036	44.058	1:40.094 (3)	52.36	3.322	12:36:19.886	

P27 333		David LINDEMANN		Suzuki SV650 - Giraffe Decorators			
IDEAL LAP TIME : 1:03.164		BEST LAP TIME : 1:03.280		DIFFERENCE : 0.116			
LAP	SECTOR 1	SECTOR 2	LAP TIME	MPH	DIFF	TIME OF DAY	
1 -		28.401	1:06.743	78.53	3.463	12:30:48.308	
2 -	35.543	28.547	1:04.090 (3)	81.78	0.810	12:31:52.398	
3 -	35.811	28.570	1:04.381	81.41	1.101	12:32:56.779	
4 -	35.104	28.267	1:03.371 (2)	82.71	0.091	12:34:00.150	
5 -	35.220	28.060	1:03.280 (1)	82.83		12:35:03.430	

P28 33		Steve COSTIN		Suzuki SV650 - Sublime Designs / T.M Services/ ATP Motorspor			
IDEAL LAP TIME : 1:05.538		BEST LAP TIME : 1:05.846		DIFFERENCE : 0.308			
LAP	SECTOR 1	SECTOR 2	LAP TIME	MPH	DIFF	TIME OF DAY	
1 -		29.795	1:10.062	74.81	4.216	12:30:51.627	
2 -	36.875	29.794	1:06.669 (3)	78.62	0.823	12:31:58.296	
3 -	37.060	29.669	1:06.729	78.55	0.883	12:33:05.025	
4 -	36.786	29.060	1:05.846 (1)	79.60		12:34:10.871	
5 -	36.478	29.774	1:06.252 (2)	79.11	0.406	12:35:17.123	

P29 111		Freddie BATE		Suzuki SV650 - Hartjay			
IDEAL LAP TIME : 1:08.509		BEST LAP TIME : 1:08.672		DIFFERENCE : 0.163			
LAP	SECTOR 1	SECTOR 2	LAP TIME	MPH	DIFF	TIME OF DAY	
1 -		30.655	1:14.366	70.48	5.694	12:30:55.931	
2 -	38.305	30.667	1:08.972 (2)	75.99	0.300	12:32:04.903	
3 -	38.158	30.514	1:08.672 (1)	76.32		12:33:13.575	
4 -	39.403	30.505	1:09.908 (3)	74.97	1.236	12:34:23.483	
5 -	47.100	30.351	1:17.451	67.67	8.779	12:35:40.934	

P30 22		Darren DOWDS		Suzuki SV 650 - Sublime Dsg Ltd			
IDEAL LAP TIME : 1:03.624		BEST LAP TIME :		DIFFERENCE :			
LAP	SECTOR 1	SECTOR 2	LAP TIME	MPH	DIFF	TIME OF DAY	
1 -		28.328	1:05.883	79.55		12:30:47.448	

P31 101 RMT		Eddie WAKLEY		Suzuki SV650 -			
IDEAL LAP TIME : 1:19.554		BEST LAP TIME :		DIFFERENCE :			
LAP	SECTOR 1	SECTOR 2	LAP TIME	MPH	DIFF	TIME OF DAY	
1 -		34.502	1:24.422	62.08		12:31:05.987	

BMCRC - MRO Championships 2024 - Rnd 2 @ Pembrey

MRO Minitwins & Rookie Minitwins

RACE 5 - BEST SECTORS

SECTOR 1				SECTOR 2				IDEAL / BEST COMPARISON				
POS	NO	NAME	TIME	NO	NAME	TIME	POS	NO	NAME	IDEAL	BEST	DIFF
									PERFECT LAP	1:03.044		
1	1	TWYFORD	34.984	333	LINDEMANN	28.060	1	1	TWYFORD	1:03.133	1:03.279	0.146
2	333	LINDEMANN	35.104	1	TWYFORD	28.149	2	333	LINDEMANN	1:03.164	1:03.280	0.116
3	22	DOWDS	35.296	22	DOWDS	28.328	3	22	DOWDS	1:03.624		
4	19	LILLEY	36.086	19	LILLEY	28.944	4	19	LILLEY	1:05.030	1:05.030	0.000
5	67	HARVEY	36.296	33	COSTIN	29.060	5	67	HARVEY	1:05.462	1:05.746	0.284
6	15	SVENSEN	36.353	67	HARVEY	29.166	6	33	COSTIN	1:05.538	1:05.846	0.308
7	21	FINNIS	36.405	21	FINNIS	29.474	7	21	FINNIS	1:05.879	1:06.149	0.270
8	33	COSTIN	36.478	115	MAHER	29.532	8	81	MAY	1:06.198	1:06.398	0.200
9	81	MAY	36.648	81	MAY	29.550	9	15	SVENSEN	1:06.207	1:06.207	0.000
10	115	MAHER	36.806	15	SVENSEN	29.854	10	115	MAHER	1:06.338	1:06.347	0.009
11	34	JOHNSON	37.323	34	JOHNSON	30.228	11	34	JOHNSON	1:07.551	1:07.551	0.000
12	237	WOOD	37.960	111	BATE	30.351	12	237	WOOD	1:08.399	1:09.738	1.339
13	14	DAVIES	38.111	237	WOOD	30.439	13	111	BATE	1:08.509	1:08.672	0.163
14	111	BATE	38.158	70	HALL	30.506	14	70	HALL	1:08.773	1:09.611	0.838
15	70	HALL	38.267	166	KING	30.515	15	14	DAVIES	1:09.019	1:09.019	0.000
16	177	HOPKINS	38.810	46	HODGES	30.566	16	46	HODGES	1:09.458	1:09.458	0.000
17	46	HODGES	38.892	75	SVENSEN	30.893	17	177	HOPKINS	1:09.725	1:09.725	0.000
18	122	EGGINTON	38.985	444	HARRISON	30.900	18	166	KING	1:09.829	1:09.829	0.000
19	30	LUFF	38.997	14	DAVIES	30.908	19	444	HARRISON	1:10.023	1:10.243	0.220
20	444	HARRISON	39.123	177	HOPKINS	30.915	20	122	EGGINTON	1:10.096	1:10.635	0.539
21	47	BOHANAN	39.167	47	BOHANAN	30.983	21	47	BOHANAN	1:10.150	1:10.201	0.051
22	818	RICHARDS	39.279	818	RICHARDS	31.061	22	30	LUFF	1:10.153	1:10.615	0.462
23	166	KING	39.314	122	EGGINTON	31.111	23	75	SVENSEN	1:10.299	1:10.340	0.041
24	75	SVENSEN	39.406	30	LUFF	31.156	24	818	RICHARDS	1:10.340	1:10.543	0.203
25	16	FREWIN	40.239	113	ROODT	31.361	25	113	ROODT	1:11.964	1:12.279	0.315
26	113	ROODT	40.603	16	FREWIN	32.504	26	16	FREWIN	1:12.743	1:12.929	0.186
27	777	HIRST	41.748	777	HIRST	33.586	27	777	HIRST	1:15.334	1:15.334	0.000
28	17	BUCHANAN	43.393	17	BUCHANAN	34.034	28	17	BUCHANAN	1:17.427	1:17.945	0.518
29	101	WAKLEY	45.052	101	WAKLEY	34.502	29	101	WAKLEY	1:19.554		
30	251	FERRIS	45.206	251	FERRIS	35.580	30	251	FERRIS	1:20.786	1:20.928	0.142
31	11	LAWLER	53.216	11	LAWLER	41.778	31	11	LAWLER	1:34.994	1:36.772	1.778

BMCRC - MRO Championships 2024 - Rnd 2 @ Pembrey

MRO Minitwins & Rookie Minitwins

RACE 5 - STATISTICS

Competitors Started	31
Planned Start	2024-04-13 @ 12:30:00.000
Actual Start	2024-04-13 @ 12:29:41.565
Finish Time	2024-04-13 @ 12:36:07.668
Track Length	1.4560mi.
Total Laps	153
Total Distance Covered	222.7680mi.

Session Fastest Lap History

NO	CL	NAME	LAP TIME	TIME OF DAY	LAP	VEHICLE
333		David LINDEMANN	1:04.090	12:31:52.412	2	Suzuki SV650
1		David TWYFORD	1:03.279	12:31:52.528	2	Suzuki SV650

Session Leader History

NO	CL	NAME	FROM LAP	LAPS LED	DISTANCE	VEHICLE
22		Darren DOWDS	1	1	1.45 miles	Suzuki SV 650
333		David LINDEMANN	2	1	1.45 miles	Suzuki SV650
1		David TWYFORD	3	4	5.82 miles	Suzuki SV650

Flag History

TYPE	TIME OF DAY
GREEN	12:29:41.565
FINISH	12:36:07.668

Flag Statistics

TYPE	COUNT	TOTAL LAPS	TOTAL TIME
Green	1	6	8:37.817
Red	0	0	0.000
Safety Car	0	0	0.000
FCY	0	0	0.000

BMCRC - MRO Championships 2024 - Rnd 2 @ Pembrey

MRO Minitwins & Rookie Minitwins

RACE 5 - STATISTICS

CLASS :

16 Starters

Fastest Lap History

NO	NAME	LAP TIME	TIME OF DAY	LAP	VEHICLE
333	David LINDEMANN	1:04.090	12:31:52.412	2	Suzuki SV650
1	David TWYFORD	1:03.279	12:31:52.528	2	Suzuki SV650

Leader History

NO	NAME	FROM LAP	LAPS LED	DISTANCE	VEHICLE
22	Darren DOWDS	1	1	1.45 miles	Suzuki SV 650
333	David LINDEMANN	2	1	1.45 miles	Suzuki SV650
1	David TWYFORD	3	4	5.82 miles	Suzuki SV650

BMCRC - MRO Championships 2024 - Rnd 2 @ Pembrey

MRO Minitwins & Rookie Minitwins

RACE 5 - STATISTICS

CLASS : RMT

15 Starters

Fastest Lap History

NO	NAME	LAP TIME	TIME OF DAY	LAP	VEHICLE
177	Michael HOPKINS	1:09.725	12:32:06.438	2	Suzuki SV650 SK1
46	Richard HODGES	1:09.458	12:32:08.904	2	Suzuki SV650
14	George DAVIES	1:09.019	12:35:44.644	5	Suzuki SV650

Leader History

NO	NAME	FROM LAP	LAPS LED	DISTANCE	VEHICLE
177	Michael HOPKINS	1	5	7.28 miles	Suzuki SV650 SK1

BMCRC - MRO Championships 2024 - Rnd 2 @ Pembrey

MRO Minitwins & Rookie Minitwins

RACE 14 - GRID (8 Laps)

ROW 11	33	281 Daniel FARLEY	32	3 Oliver ARBON	31	11 Marcus LAWLER	1:36.772
ROW 10	30	1:20.928 251 Craig FERRIS	29	1:17.945 17 Alex BUCHANAN	28	1:15.334 777 Richard HIRST	
ROW 9	27	1:12.929 16 Adam FREWIN	26	101 Eddie WAKLEY	25	1:12.279 113 Phil ROODT	
ROW 8	24	1:10.635 122 James EGGINTON	23	1:10.615 30 David LUFF	22	1:10.543 818 Ben RICHARDS	
ROW 7	21	1:10.340 75 Tom SVENSEN	20	1:10.243 444 Brian HARRISON	19	1:10.201 47 Tristan BOHANAN	
ROW 6	18	1:09.829 166 Ben KING	17	1:09.738 237 Tim WOOD	16	1:09.725 177 Michael HOPKINS	
ROW 5	15	1:09.611 70 Colin HALL	14	1:09.458 46 Richard HODGES	13	1:09.019 14 George DAVIES	
ROW 4	12	1:08.672 111 Freddie BATE	11	1:07.551 34 Andrew JOHNSON	10	1:06.398 81 Malvern MAY	
ROW 3	9	22 Darren DOWDS	8	1:06.347 115 Brian MAHER	7	1:06.207 15 James SVENSEN	
ROW 2	6	1:06.149 21 Toby FINNIS	5	1:05.846 33 Steve COSTIN	4	1:05.746 67 Simon HARVEY	
ROW 1	3	1:05.030 19 Kevin LILLEY	2	1:03.280 333 David LINDEMANN	1	1:03.279 1 David TWYFORD	
							Pole

These results are provisional until the conclusion of any judicial and technical matters.

Pembrey National: 1.4560 miles

Clerk Of Course:	Stewards:	Timekeeper:	<i>Craig Smith</i>	
------------------	-----------	-------------	--------------------	---

Results can be found at www.tsl-timing.com

Printed - 12:46 Saturday, 13 April 2024



BMCRC - MRO Championships 2024 - Rnd 2 @ Pembrey

MRO Minitwins & Rookie Minitwins

RACE 14 - CLASSIFICATION

Race Distance: 8 Laps / 11.64 miles



POS	NO	CL	PIC	NAME	ENTRY	LAPS	TIME	GAP	DIFF	MPH	BEST	ON	GRD	↑↓
1	22		1	Darren DOWDS	Suzuki SV 650 - Sublime Dsg Ltd	8	8:36.939			81.11	1:02.690	8	9	8
2	1		2	David TWYFORD	Suzuki SV650 - IMP Racing, MHP, Chris Cowan	8	8:38.466	1.527	1.527	80.87	1:03.354	3	1	-1
3	333		3	David LINDEMANN	Suzuki SV650 - Giraffe Decorators	8	8:44.394	7.455	5.928	79.96	1:04.611	4	2	-1
4	19		4	Kevin LILLEY	SUZUKI SV650 - Trafalgar Cleaning Eqpt. / Steve Jordan Mc	8	8:50.912	13.973	6.518	78.98	1:05.217	5	3	-1
5	21		5	Toby FINNIS	Suzuki SV650 - Crawfords/ TEY FS/ HAM	8	8:58.152	21.213	7.240	77.91	1:05.159	8	6	1
6	15		6	James SVENSEN	Suzuki SV650S - Team TSR - HCL - RG Racing	8	8:59.184	22.245	1.032	77.77	1:06.000	8	7	1
7	33		7	Steve COSTIN	Suzuki SV650 - Sublime Designs / T.M Services/ ATP Motors	8	8:59.722	22.783	0.538	77.69	1:06.252	2	5	-2
8	81		8	Malvern MAY	Suzuki SV650 - IMP racing	8	8:59.810	22.871	0.088	77.68	1:06.251	2	10	2
9	115		9	Brian MAHER	Suzuki SV650 - Spraytech /Espresso Solutions	8	9:02.399	25.460	2.589	77.30	1:06.473	3	8	-1
10	237	RMT	1	Tim WOOD	Suzuki SV650S - Hel Performance	8	9:03.100	26.161	0.701	77.21	1:06.452	5	17	7
11	67*		10	Simon HARVEY	Suzuki SV650 - Retirement Fund Racing	8	9:12.470	35.531	9.370	75.90	1:06.499	7	4	-7
12	34		11	Andrew JOHNSON	Suzuki SV650 - Rose & Charlie Racing	8	9:15.748	38.809	3.278	75.45	1:07.739	2	11	-1
13	3		12	Oliver ARBON	Suzuki SV650 - TT Plumbing & Heating	8	9:16.736	39.797	0.988	75.31	1:07.014	8	32	19
14	46	RMT	2	Richard HODGES	Suzuki SV650 -	8	9:23.026	46.087	6.290	74.47	1:08.084	4	14	0
15	70		13	Colin HALL	Suzuki SV650 -	8	9:24.642	47.703	1.616	74.26	1:08.911	8	15	0
16	14	RMT	3	George DAVIES	Suzuki SV650 - G & B Customs	8	9:24.778	47.839	0.136	74.24	1:09.263	7	13	-3
17	47		14	Tristan BOHANAN	SUZUKI SV 650 -	8	9:26.225	49.286	1.447	74.05	1:08.600	2	19	2
18	177	RMT	4	Michael HOPKINS	Suzuki SV650 SK1 - MYSELF	8	9:29.083	52.144	2.858	73.68	1:08.827	7	16	-2
19	166	RMT	5	Ben KING	Suzuki SV650 -	8	9:29.343	52.404	0.260	73.65	1:09.450	3	18	-1
20	30	RMT	6	David LUFF	Suzuki -	8	9:32.024	55.085	2.681	73.30	1:08.775	8	23	3
21	75	RMT	7	Tom SVENSEN	Suzuki SV650 - Team TSR - HCL Carsales - RG racing	8	9:34.033	57.094	2.009	73.04	1:10.056	8	21	0
22	122	RMT	8	James EGGINTON	Suzuki SV650 - Advance Computer Services - www.ACS.co	8	9:35.488	58.549	1.455	72.86	1:10.295	3	24	2
23	444	RMT	9	Brian HARRISON	Suzuki SV650 -	8	9:41.216	1:04.277	5.728	72.14	1:10.013	3	20	-3
24	777		15	Richard HIRST	- Northern garage conversion	7	8:39.410	1 Lap	1 Lap	70.64	1:11.961	5	28	4
25	113	RMT	10	Phil ROODT	- Carter Thorne Carpets and flooring 2018 ltd	7	8:50.399	1 Lap	10.989	69.17	1:11.233	7	25	0
26	16	RMT	11	Adam FREWIN	Suzuki SV650 - Southern Steam Services Ltd	7	8:51.177	1 Lap	0.778	69.07	1:12.796	2	27	1
27	17	RMT	12	Alex BUCHANAN	Suzuki SV650 - novus resourcing	7	9:03.675	1 Lap	12.498	67.48	1:15.195	2	29	2
28	251	RMT	13	Craig FERRIS	Suzuki SV650 - IMP Racing	7	9:24.816	1 Lap	21.141	64.96	1:18.964	3	30	2

NOT CLASSIFIED

DNF	101	RMT		Eddie WAKLEY	Suzuki SV650 -	3	3:40.961	5 Laps	4 Laps	71.16	1:08.608	3	26	
DNF	11	RMT		Marcus LAWLER	Suzuki SV650 -	3	5:11.247	5 Laps	1:30.286	50.52	1:40.870	2	31	

FASTEST LAP

	22			Darren DOWDS	Suzuki SV 650 - Sublime Dsg Ltd	8	1:02.690			83.61 mph			134.55 kph	
	237	RMT		Tim WOOD	Suzuki SV650S - Hel Performance	5	1:06.452			78.87 mph			126.94 kph	

Comments:

* No. 67 - 10 second penalty - yellow flag infringement

Class - 92.5% of Race Speed = 75.02 mph

Class RMT - 92.5% of Race Speed = 71.41 mph

Weather / Track : Cloudy / Dry

These results are provisional until the conclusion of any judicial and technical matters.

Date: 13/04/2024 Start: 16:15 Finish: 16:24

Pembrey National: 1.4560 miles

Clerk Of Course:	Stewards:	Timekeeper:	<i>Craig Smith</i>	
------------------	-----------	-------------	--------------------	---

Results can be found at www.tsl-timing.com

Printed - 16:28 Saturday, 13 April 2024



BMCRC - MRO Championships 2024 - Rnd 2 @ Pembrey

MRO Minitwins & Rookie Minitwins

RACE 14 - LAP CHART

LAP 1 @ 16:16:55.042

NO	BEHIND	LAP TIME
1		1:09.172
333	0.401	1:09.573
19	2.328	1:11.500
33	2.642	1:11.814
67	3.002	1:12.174
81	3.175	1:12.347
22	3.277	1:12.449
15	3.801	1:12.973
21	4.159	1:13.331
115	4.386	1:13.558
237	4.678	1:13.850
34	5.541	1:14.713
47	6.159	1:15.331
14	7.918	1:17.090
70	9.319	1:18.491
166	9.559	1:18.731
177	9.807	1:18.979
75	9.891	1:19.063
3	9.948	1:19.120
444	10.571	1:19.743
122	11.218	1:20.390
30	11.316	1:20.488
46	11.440	1:20.612
101	12.990	1:22.162
16	13.031	1:22.203
17	15.318	1:24.490
777	15.640	1:24.812
113	17.673	1:26.845
251	18.325	1:27.497
11	36.438	1:45.610

LAP 2 @ 16:17:58.847

NO	BEHIND	LAP TIME
1		1:03.805
333	1.904	1:05.308
22	3.526	1:04.054
19	4.210	1:05.687
33	5.089	1:06.252
81	5.621	1:06.251
67	5.949	1:06.752
21	6.347	1:05.993
15	6.715	1:06.719
115	7.156	1:06.575
237	8.711	1:07.838
34	9.475	1:07.739
47	10.954	1:08.600
14	14.033	1:09.920
3	14.395	1:08.252
70	15.666	1:10.152
166	16.126	1:10.372
75	17.121	1:11.035
177	17.501	1:11.499
46	17.556	1:09.921
122	18.253	1:10.840
101	19.376	1:10.191
30	20.048	1:12.537
444	20.272	1:13.506
16	22.022	1:12.796
777	24.154	1:12.319
17	26.708	1:15.195
113	30.808	1:16.940
251	33.719	1:19.199

LAP 3 @ 16:19:02.201

NO	BEHIND	LAP TIME
1		1:03.354
333	3.555	1:05.005
22	3.991	1:03.819
19	6.887	1:06.031
33	8.331	1:06.596
21	9.234	1:06.241
67	9.340	1:06.745
81	9.508	1:07.241
15	9.943	1:06.582
11	1 Lap	1:40.870
115	10.275	1:06.473
237	11.991	1:06.634
34	14.538	1:08.417
47	16.780	1:09.180
3	19.525	1:08.484
14	20.328	1:09.649
70	21.284	1:08.972
166	22.222	1:09.450
46	22.982	1:08.780
75	24.044	1:10.277
177	24.255	1:10.108
101	24.630	1:08.608
122	25.194	1:10.295
30	26.343	1:09.649
444	26.931	1:10.013
16	32.734	1:14.066
777	33.196	1:12.396
17	39.394	1:16.040
113	41.550	1:14.096
251	49.329	1:18.964

LAP 4 @ 16:20:05.849

NO	BEHIND	LAP TIME
1		1:03.648
22	4.214	1:03.871
333	4.518	1:04.611
19	8.649	1:05.410
33	11.998	1:07.315
21	12.332	1:06.746
81	12.681	1:06.821
15	12.901	1:06.606
67	13.001	1:07.309
115	13.262	1:06.635
237	15.457	1:07.114
34	19.890	1:09.000
47	23.892	1:10.760
3	24.804	1:08.927
14	26.650	1:09.970
70	26.960	1:09.324
46	27.418	1:08.084
166	29.110	1:10.536
177	31.532	1:10.925
75	32.019	1:11.623
122	32.364	1:10.818
30	33.130	1:10.435
444	33.910	1:10.627
777	42.733	1:13.185
16	44.631	1:15.545
11	1 Lap	1:44.767
113	52.406	1:14.504
17	52.744	1:16.998

LAP 5 @ 16:21:09.975

NO	BEHIND	LAP TIME
1		1:04.126
251	1 Lap	1:20.871
22	3.256	1:03.168
333	5.020	1:04.628
19	9.740	1:05.217
33	15.380	1:07.508
15	15.520	1:06.745
21	15.961	1:07.755
81	16.364	1:07.809
67	16.832	1:07.957
115	16.906	1:07.770
237	17.783	1:06.452
34	23.915	1:08.151
3	29.768	1:09.090
47	30.898	1:11.132
14	31.951	1:09.427
70	32.327	1:09.493
46	32.818	1:09.526
166	35.305	1:10.321
177	37.524	1:10.118
75	38.767	1:10.874
122	40.165	1:11.927
30	40.255	1:11.251
444	41.908	1:12.124
777	50.568	1:11.961
16	55.865	1:15.360
113	1:02.324	1:14.044

LAP 6 @ 16:22:14.459

NO	BEHIND	LAP TIME
1		1:04.484
17	1 Lap	1:17.862
22	2.026	1:03.254
333	5.307	1:04.771
19	11.212	1:05.956
251	1 Lap	1:19.583
33	17.784	1:06.888
21	18.194	1:06.717
15	18.285	1:07.249
81	18.539	1:06.659
115	19.523	1:07.101
67	19.674	1:07.326
237	20.303	1:07.004
34	28.356	1:08.925
3	33.467	1:08.183
46	36.874	1:08.540
70	37.368	1:09.525
47	37.398	1:10.984
14	37.587	1:10.120
166	40.668	1:09.847
177	42.702	1:09.662
75	45.131	1:10.848
30	45.381	1:09.610
122	46.173	1:10.492
444	48.600	1:11.176
777	58.730	1:12.646

LAP 7 @ 16:23:20.119

NO	BEHIND	LAP TIME
22		1:03.634
1	0.252	1:05.912
16	1 Lap	1:15.737

333	4.808	1:05.161
113	1 Lap	1:12.737
19	11.358	1:05.806
17	1 Lap	1:15.716
33	18.591	1:06.467
21	18.744	1:06.210
15	18.935	1:06.310
81	19.286	1:06.407
67	20.513	1:06.499
115	20.814	1:06.951
237	21.527	1:06.884
251	1 Lap	1:19.679
34	31.852	1:09.156
3	35.473	1:07.666
46	40.213	1:08.999
14	41.190	1:09.263
70	41.482	1:09.774
47	42.887	1:11.149
166	45.231	1:10.223
177	45.869	1:08.827
30	49.000	1:09.279
75	49.728	1:10.257
122	50.864	1:10.351
444	54.315	1:11.375

LAP 8 @ 16:24:22.809

NO	BEHIND	LAP TIME
22		1:02.690
1	1.527	1:03.965
777	1 Lap	1:12.091
333	7.455	1:05.337
113	1 Lap	1:11.233
19	13.973	1:05.305
16	1 Lap	1:15.470
21	21.213	1:05.159
15	22.245	1:06.000
33	22.783	1:06.882
81	22.871	1:06.275
115	25.460	1:07.336
67	25.531	1:07.708
237	26.161	1:07.324
17	1 Lap	1:17.374
34	38.809	1:09.647
3	39.797	1:07.014
46	46.087	1:08.564
70	47.703	1:08.911
14	47.839	1:09.339
251	1 Lap	1:19.023
47	49.286	1:09.089
177	52.144	1:08.965
166	52.404	1:09.863
30	55.085	1:08.775
75	57.094	1:10.056
122	58.549	1:10.375
444	1:04.277	1:12.652

BMCRC - MRO Championships 2024 - Rnd 2 @ Pembrey

MRO Minitwins & Rookie Minitwins

RACE 14 - POSITION CHART

No	Name	Lap Pos	Lap							
			1	2	3	4	5	6	7	8
1	TWYFORD	1	1	1	1	1	1	1	22	22
333	LINDEMANN	2	333	333	333	22	22	22	1	1
19	LILLEY	3	19	22	22	333	333	333	333	333
67	HARVEY	4	33	19	19	19	19	19	19	19
33	COSTIN	5	67	33	33	33	33	33	33	21
21	FINNIS	6	81	81	21	21	15	21	21	15
15	SVENSEN	7	22	67	67	81	21	15	15	33
115	MAHER	8	15	21	81	15	81	81	81	81
22	DOWDS	9	21	15	15	67	67	115	67	115
81	MAY	10	115	115	115	115	115	67	115	67
34	JOHNSON	11	237	237	237	237	237	237	237	237
14	DAVIES	12	34	34	34	34	34	34	34	34
46	HODGES	13	47	47	47	47	3	3	3	3
70	HALL	14	14	14	3	3	47	46	46	46
177	HOPKINS	15	70	3	14	14	14	70	14	70
237	WOOD	16	166	70	70	70	70	47	70	14
166	KING	17	177	166	166	46	46	14	47	47
47	BOHANAN	18	75	75	46	166	166	166	166	177
444	HARRISON	19	3	177	75	177	177	177	177	166
75	SVENSEN	20	444	46	177	75	75	75	30	30
30	LUFF	21	122	122	101	122	122	30	75	75
122	EGGINTON	22	30	101	122	30	30	122	122	122
113	ROODT	23	46	30	30	444	444	444	444	444
101	WAKLEY	24	101	444	444	777	777	777	777	777
16	FREWIN	25	16	16	16	16	16	16	113	
777	HIRST	26	17	777	777	113	113	113	16	
17	BUCHANAN	27	777	17	17	17	17	17	17	
251	FERRIS	28	113	113	113	251	251	251	251	
11	LAWLER	29	251	251	251					
3	ARBON	30	11	11	11					

BMCRC - MRO Championships 2024 - Rnd 2 @ Pembrey

MRO Minitwins & Rookie Minitwins

RACE 14 - SECTOR ANALYSIS



SECTOR 1 = FL to I1, SECTOR 2 = I1 to FL, DIFF = Difference To Personal Best Lap, P = Crossed Finish Line in Pit Lane, D = Time Disallowed

P1 22		Darren DOWDS		Suzuki SV 650 - Sublime Dsg Ltd			
IDEAL LAP TIME : 1:02.690		BEST LAP TIME : 1:02.690		DIFFERENCE : 0.000			
LAP	SECTOR 1	SECTOR 2	LAP TIME	MPH	DIFF	TIME OF DAY	
1 -		29.403	1:12.449	72.34	9.759	16:16:58.319	
2 -	35.610	28.444	1:04.054	81.83	1.364	16:18:02.373	
3 -	34.779	29.040	1:03.819	82.13	1.129	16:19:06.192	
4 -	35.158	28.713	1:03.871	82.06	1.181	16:20:10.063	
5 -	34.887	28.281	1:03.168 (2)	82.97	0.478	16:21:13.231	
6 -	34.904	28.350	1:03.254 (3)	82.86	0.564	16:22:16.485	
7 -	34.892	28.742	1:03.634	82.37	0.944	16:23:20.119	
8 -	34.494	28.196	1:02.690 (1)	83.61		16:24:22.809	

P2 1		David TWYFORD		Suzuki SV650 - IMP Racing, MHP, Chris Cowan			
IDEAL LAP TIME : 1:03.148		BEST LAP TIME : 1:03.354		DIFFERENCE : 0.206			
LAP	SECTOR 1	SECTOR 2	LAP TIME	MPH	DIFF	TIME OF DAY	
1 -		28.491	1:09.172	75.77	5.818	16:16:55.042	
2 -	35.523	28.282	1:03.805 (3)	82.15	0.451	16:17:58.847	
3 -	34.866	28.488	1:03.354 (1)	82.73		16:19:02.201	
4 -	35.316	28.332	1:03.648 (2)	82.35	0.294	16:20:05.849	
5 -	35.400	28.726	1:04.126	81.73	0.772	16:21:09.975	
6 -	35.613	28.871	1:04.484	81.28	1.130	16:22:14.459	
7 -	36.576	29.336	1:05.912	79.52	2.558	16:23:20.371	
8 -	35.053	28.912	1:03.965	81.94	0.611	16:24:24.336	

P3 333		David LINDEMANN		Suzuki SV650 - Giraffe Decorators			
IDEAL LAP TIME : 1:04.028		BEST LAP TIME : 1:04.611		DIFFERENCE : 0.583			
LAP	SECTOR 1	SECTOR 2	LAP TIME	MPH	DIFF	TIME OF DAY	
1 -		28.762	1:09.573	75.33	4.962	16:16:55.443	
2 -	36.038	29.270	1:05.308	80.25	0.697	16:18:00.751	
3 -	35.634	29.371	1:05.005	80.63	0.394	16:19:05.756	
4 -	35.415	29.196	1:04.611 (1)	81.12		16:20:10.367	
5 -	35.544	29.084	1:04.628 (2)	81.10	0.017	16:21:14.995	
6 -	36.158	28.613	1:04.771 (3)	80.92	0.160	16:22:19.766	
7 -	36.189	28.972	1:05.161	80.44	0.550	16:23:24.927	
8 -	36.142	29.195	1:05.337	80.22	0.726	16:24:30.264	

P4 19		Kevin LILLEY		SUZUKI SV650 - Trafalgar Cleaning Eqpt. / Steve Jordan Motorc			
IDEAL LAP TIME : 1:05.130		BEST LAP TIME : 1:05.217		DIFFERENCE : 0.087			
LAP	SECTOR 1	SECTOR 2	LAP TIME	MPH	DIFF	TIME OF DAY	
1 -		29.263	1:11.500	73.30	6.283	16:16:57.370	
2 -	36.827	28.860	1:05.687	79.79	0.470	16:18:03.057	
3 -	36.305	29.726	1:06.031	79.38	0.814	16:19:09.088	
4 -	36.585	28.825	1:05.410 (3)	80.13	0.193	16:20:14.498	
5 -	36.371	28.846	1:05.217 (1)	80.37		16:21:19.715	
6 -	36.959	28.997	1:05.956	79.47	0.739	16:22:25.671	
7 -	36.772	29.034	1:05.806	79.65	0.589	16:23:31.477	
8 -	36.341	28.964	1:05.305 (2)	80.26	0.088	16:24:36.782	

P5 21		Toby FINNIS		Suzuki SV650 - Crawfords/ TEY FS/ HAM			
IDEAL LAP TIME : 1:05.159		BEST LAP TIME : 1:05.159		DIFFERENCE : 0.000			
LAP	SECTOR 1	SECTOR 2	LAP TIME	MPH	DIFF	TIME OF DAY	
1 -		29.882	1:13.331	71.47	8.172	16:16:59.201	
2 -	36.576	29.417	1:05.993 (2)	79.42	0.834	16:18:05.194	
3 -	36.503	29.738	1:06.241	79.12	1.082	16:19:11.435	
4 -	36.908	29.838	1:06.746	78.53	1.587	16:20:18.181	
5 -	37.873	29.882	1:07.755	77.36	2.596	16:21:25.936	
6 -	37.074	29.643	1:06.717	78.56	1.558	16:22:32.653	
7 -	36.768	29.442	1:06.210 (3)	79.16	1.051	16:23:38.863	
8 -	36.005	29.154	1:05.159 (1)	80.44		16:24:44.022	

BMCRC - MRO Championships 2024 - Rnd 2 @ Pembrey

MRO Minitwins & Rookie Minitwins

RACE 14 - SECTOR ANALYSIS



SECTOR 1 = FL to I1, SECTOR 2 = I1 to FL, DIFF = Difference To Personal Best Lap, P = Crossed Finish Line in Pit Lane, D = Time Disallowed

P6 15		James SVENSEN		Suzuki SV650S - Team TSR - HCL - RG Racing			
IDEAL LAP TIME : 1:05.891		BEST LAP TIME : 1:06.000		DIFFERENCE : 0.109			
LAP	SECTOR 1	SECTOR 2	LAP TIME	MPH	DIFF	TIME OF DAY	
1 -		30.114	1:12.973	71.82	6.973	16:16:58.843	
2 -	37.031	29.688	1:06.719	78.56	0.719	16:18:05.562	
3 -	36.933	29.649	1:06.582 (3)	78.72	0.582	16:19:12.144	
4 -	36.688	29.918	1:06.606	78.69	0.606	16:20:18.750	
5 -	36.933	29.812	1:06.745	78.53	0.745	16:21:25.495	
6 -	37.235	30.014	1:07.249	77.94	1.249	16:22:32.744	
7 -	36.915	29.395	1:06.310 (2)	79.04	0.310	16:23:39.054	
8 -	36.496	29.504	1:06.000 (1)	79.41		16:24:45.054	

P7 33		Steve COSTIN		Suzuki SV650 - Sublime Designs / T.M Services/ ATP Motorsport			
IDEAL LAP TIME : 1:06.107		BEST LAP TIME : 1:06.252		DIFFERENCE : 0.145			
LAP	SECTOR 1	SECTOR 2	LAP TIME	MPH	DIFF	TIME OF DAY	
1 -		29.671	1:11.814	72.98	5.562	16:16:57.684	
2 -	36.970	29.282	1:06.252 (1)	79.11		16:18:03.936	
3 -	36.875	29.721	1:06.596 (3)	78.70	0.344	16:19:10.532	
4 -	37.508	29.807	1:07.315	77.86	1.063	16:20:17.847	
5 -	37.709	29.799	1:07.508	77.64	1.256	16:21:25.355	
6 -	37.168	29.720	1:06.888	78.36	0.636	16:22:32.243	
7 -	36.825	29.642	1:06.467 (2)	78.86	0.215	16:23:38.710	
8 -	37.115	29.767	1:06.882	78.37	0.630	16:24:45.592	

P8 81		Malvern MAY		Suzuki SV650 - IMP racing			
IDEAL LAP TIME : 1:05.770		BEST LAP TIME : 1:06.251		DIFFERENCE : 0.481			
LAP	SECTOR 1	SECTOR 2	LAP TIME	MPH	DIFF	TIME OF DAY	
1 -		29.647	1:12.347	72.45	6.096	16:16:58.217	
2 -	37.065	29.186	1:06.251 (1)	79.11		16:18:04.468	
3 -	37.762	29.479	1:07.241	77.95	0.990	16:19:11.709	
4 -	36.769	30.052	1:06.821	78.44	0.570	16:20:18.530	
5 -	38.358	29.451	1:07.809	77.29	1.558	16:21:26.339	
6 -	36.886	29.773	1:06.659	78.63	0.408	16:22:32.998	
7 -	36.943	29.464	1:06.407 (3)	78.93	0.156	16:23:39.405	
8 -	36.584	29.691	1:06.275 (2)	79.08	0.024	16:24:45.680	

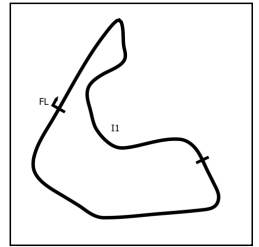
P9 115		Brian MAHER		Suzuki SV650 - Spraytech /Espresso Solutions			
IDEAL LAP TIME : 1:06.169		BEST LAP TIME : 1:06.473		DIFFERENCE : 0.304			
LAP	SECTOR 1	SECTOR 2	LAP TIME	MPH	DIFF	TIME OF DAY	
1 -		29.928	1:13.558	71.25	7.085	16:16:59.428	
2 -	36.779	29.796	1:06.575 (2)	78.73	0.102	16:18:06.003	
3 -	36.721	29.752	1:06.473 (1)	78.85		16:19:12.476	
4 -	36.908	29.727	1:06.635 (3)	78.66	0.162	16:20:19.111	
5 -	38.146	29.624	1:07.770	77.34	1.297	16:21:26.881	
6 -	37.461	29.640	1:07.101	78.11	0.628	16:22:33.982	
7 -	37.503	29.448	1:06.951	78.29	0.478	16:23:40.933	
8 -	36.791	30.545	1:07.336	77.84	0.863	16:24:48.269	

P10 237 RMT		Tim WOOD		Suzuki SV650S - Hel Performance			
IDEAL LAP TIME : 1:06.086		BEST LAP TIME : 1:06.452		DIFFERENCE : 0.366			
LAP	SECTOR 1	SECTOR 2	LAP TIME	MPH	DIFF	TIME OF DAY	
1 -		29.854	1:13.850	70.97	7.398	16:16:59.720	
2 -	37.572	30.266	1:07.838	77.26	1.386	16:18:07.558	
3 -	36.575	30.059	1:06.634 (2)	78.66	0.182	16:19:14.192	
4 -	36.869	30.245	1:07.114	78.09	0.662	16:20:21.306	
5 -	36.728	29.724	1:06.452 (1)	78.87		16:21:27.758	
6 -	37.316	29.688	1:07.004	78.22	0.552	16:22:34.762	
7 -	37.076	29.808	1:06.884 (3)	78.36	0.432	16:23:41.646	
8 -	36.398	30.926	1:07.324	77.85	0.872	16:24:48.970	

BMCRC - MRO Championships 2024 - Rnd 2 @ Pembrey

MRO Minitwins & Rookie Minitwins

RACE 14 - SECTOR ANALYSIS



SECTOR 1 = FL to I1, SECTOR 2 = I1 to FL, DIFF = Difference To Personal Best Lap, P = Crossed Finish Line in Pit Lane, D = Time Disallowed

P11 67		Simon HARVEY		Suzuki SV650 - Retirement Fund Racing			
IDEAL LAP TIME : 1:06.390		BEST LAP TIME : 1:06.499		DIFFERENCE : 0.109			
LAP	SECTOR 1	SECTOR 2	LAP TIME	MPH	DIFF	TIME OF DAY	
1 -		29.668	1:12.174	72.62	5.675	16:16:58.044	
2 -	37.085	29.667	1:06.752 (3)	78.52	0.253	16:18:04.796	
3 -	37.195	29.550	1:06.745 (2)	78.53	0.246	16:19:11.541	
4 -	37.562	29.747	1:07.309	77.87	0.810	16:20:18.850	
5 -	37.870	30.087	1:07.957	77.13	1.458	16:21:26.807	
6 -	37.356	29.970	1:07.326	77.85	0.827	16:22:34.133	
7 -	37.086	29.413	1:06.499 (1)	78.82		16:23:40.632	
8 -	36.977	30.731	1:07.708	77.41	1.209	16:24:48.340	

P12 34		Andrew JOHNSON		Suzuki SV650 - Rose & Charlie Racing			
IDEAL LAP TIME : 1:07.739		BEST LAP TIME : 1:07.739		DIFFERENCE : 0.000			
LAP	SECTOR 1	SECTOR 2	LAP TIME	MPH	DIFF	TIME OF DAY	
1 -		30.341	1:14.713	70.15	6.974	16:17:00.583	
2 -	37.529	30.210	1:07.739 (1)	77.37		16:18:08.322	
3 -	37.756	30.661	1:08.417 (3)	76.61	0.678	16:19:16.739	
4 -	38.694	30.306	1:09.000	75.96	1.261	16:20:25.739	
5 -	37.825	30.326	1:08.151 (2)	76.91	0.412	16:21:33.890	
6 -	38.374	30.551	1:08.925	76.04	1.186	16:22:42.815	
7 -	38.373	30.783	1:09.156	75.79	1.417	16:23:51.971	
8 -	39.019	30.628	1:09.647	75.25	1.908	16:25:01.618	

P13 3		Oliver ARBON		Suzuki SV650 - TT Plumbing & Heating			
IDEAL LAP TIME : 1:07.014		BEST LAP TIME : 1:07.014		DIFFERENCE : 0.000			
LAP	SECTOR 1	SECTOR 2	LAP TIME	MPH	DIFF	TIME OF DAY	
1 -		30.974	1:19.120	66.24	12.106	16:17:04.990	
2 -	38.316	29.936	1:08.252	76.79	1.238	16:18:13.242	
3 -	38.342	30.142	1:08.484	76.53	1.470	16:19:21.726	
4 -	39.008	29.919	1:08.927	76.04	1.913	16:20:30.653	
5 -	39.086	30.004	1:09.090	75.86	2.076	16:21:39.743	
6 -	38.563	29.620	1:08.183 (3)	76.87	1.169	16:22:47.926	
7 -	37.699	29.967	1:07.666 (2)	77.46	0.652	16:23:55.592	
8 -	37.407	29.607	1:07.014 (1)	78.21		16:25:02.606	

P14 46 RMT		Richard HODGES		Suzuki SV650 -			
IDEAL LAP TIME : 1:07.718		BEST LAP TIME : 1:08.084		DIFFERENCE : 0.366			
LAP	SECTOR 1	SECTOR 2	LAP TIME	MPH	DIFF	TIME OF DAY	
1 -		31.381	1:20.612	65.02	12.528	16:17:06.482	
2 -	39.373	30.548	1:09.921	74.96	1.837	16:18:16.403	
3 -	38.649	30.131	1:08.780	76.20	0.696	16:19:25.183	
4 -	38.163	29.921	1:08.084 (1)	76.98		16:20:33.267	
5 -	38.670	30.856	1:09.526	75.39	1.442	16:21:42.793	
6 -	37.797	30.743	1:08.540 (2)	76.47	0.456	16:22:51.333	
7 -	38.566	30.433	1:08.999	75.96	0.915	16:24:00.332	
8 -	38.586	29.978	1:08.564 (3)	76.44	0.480	16:25:08.896	

P15 70		Colin HALL		Suzuki SV650 -			
IDEAL LAP TIME : 1:08.410		BEST LAP TIME : 1:08.911		DIFFERENCE : 0.501			
LAP	SECTOR 1	SECTOR 2	LAP TIME	MPH	DIFF	TIME OF DAY	
1 -		32.185	1:18.491	66.77	9.580	16:17:04.361	
2 -	39.485	30.667	1:10.152	74.71	1.241	16:18:14.513	
3 -	38.242	30.730	1:08.972 (2)	75.99	0.061	16:19:23.485	
4 -	37.958	31.366	1:09.324 (3)	75.61	0.413	16:20:32.809	
5 -	39.001	30.492	1:09.493	75.42	0.582	16:21:42.302	
6 -	38.166	31.359	1:09.525	75.39	0.614	16:22:51.827	
7 -	39.021	30.753	1:09.774	75.12	0.863	16:24:01.601	
8 -	38.459	30.452	1:08.911 (1)	76.06		16:25:10.512	

BMCRC - MRO Championships 2024 - Rnd 2 @ Pembrey

MRO Minitwins & Rookie Minitwins

RACE 14 - SECTOR ANALYSIS



SECTOR 1 = FL to I1, SECTOR 2 = I1 to FL, DIFF = Difference To Personal Best Lap, P = Crossed Finish Line in Pit Lane, D = Time Disallowed

P16		14 RMT		George DAVIES		Suzuki SV650 - G & B Customs	
IDEAL LAP TIME : 1:08.973		BEST LAP TIME : 1:09.263		DIFFERENCE : 0.290			
LAP	SECTOR 1	SECTOR 2	LAP TIME	MPH	DIFF	TIME OF DAY	
1 -		30.909	1:17.090	67.99	7.827	16:17:02.960	
2 -	38.825	31.095	1:09.920	74.96	0.657	16:18:12.880	
3 -	38.518	31.131	1:09.649	75.25	0.386	16:19:22.529	
4 -	38.687	31.283	1:09.970	74.91	0.707	16:20:32.499	
5 -	38.536	30.891	1:09.427 (3)	75.49	0.164	16:21:41.926	
6 -	38.389	31.731	1:10.120	74.75	0.857	16:22:52.046	
7 -	38.610	30.653	1:09.263 (1)	75.67		16:24:01.309	
8 -	38.320	31.019	1:09.339 (2)	75.59	0.076	16:25:10.648	

P17		47		Tristan BOHANAN		SUZUKI SV 650 -	
IDEAL LAP TIME : 1:08.150		BEST LAP TIME : 1:08.600		DIFFERENCE : 0.450			
LAP	SECTOR 1	SECTOR 2	LAP TIME	MPH	DIFF	TIME OF DAY	
1 -		30.360	1:15.331	69.58	6.731	16:17:01.201	
2 -	38.048	30.552	1:08.600 (1)	76.40		16:18:09.801	
3 -	37.790	31.390	1:09.180 (3)	75.76	0.580	16:19:18.981	
4 -	39.194	31.566	1:10.760	74.07	2.160	16:20:29.741	
5 -	38.948	32.184	1:11.132	73.68	2.532	16:21:40.873	
6 -	39.030	31.954	1:10.984	73.84	2.384	16:22:51.857	
7 -	40.246	30.903	1:11.149	73.67	2.549	16:24:03.006	
8 -	38.131	30.958	1:09.089 (2)	75.86	0.489	16:25:12.095	

P18		177 RMT		Michael HOPKINS		Suzuki SV650 SK1 - MYSELF	
IDEAL LAP TIME : 1:08.806		BEST LAP TIME : 1:08.827		DIFFERENCE : 0.021			
LAP	SECTOR 1	SECTOR 2	LAP TIME	MPH	DIFF	TIME OF DAY	
1 -		32.503	1:18.979	66.36	10.152	16:17:04.849	
2 -	40.243	31.256	1:11.499	73.31	2.672	16:18:16.348	
3 -	39.230	30.878	1:10.108	74.76	1.281	16:19:26.456	
4 -	39.807	31.118	1:10.925	73.90	2.098	16:20:37.381	
5 -	39.222	30.896	1:10.118	74.75	1.291	16:21:47.499	
6 -	39.342	30.320	1:09.662 (3)	75.24	0.835	16:22:57.161	
7 -	38.486	30.341	1:08.827 (1)	76.15		16:24:05.988	
8 -	38.489	30.476	1:08.965 (2)	76.00	0.138	16:25:14.953	

P19		166 RMT		Ben KING		Suzuki SV650 -	
IDEAL LAP TIME : 1:09.216		BEST LAP TIME : 1:09.450		DIFFERENCE : 0.234			
LAP	SECTOR 1	SECTOR 2	LAP TIME	MPH	DIFF	TIME OF DAY	
1 -		32.031	1:18.731	66.57	9.281	16:17:04.601	
2 -	39.683	30.689	1:10.372	74.48	0.922	16:18:14.973	
3 -	38.527	30.923	1:09.450 (1)	75.47		16:19:24.423	
4 -	39.131	31.405	1:10.536	74.31	1.086	16:20:34.959	
5 -	39.037	31.284	1:10.321	74.53	0.871	16:21:45.280	
6 -	38.770	31.077	1:09.847 (2)	75.04	0.397	16:22:55.127	
7 -	39.024	31.199	1:10.223	74.64	0.773	16:24:05.350	
8 -	38.933	30.930	1:09.863 (3)	75.02	0.413	16:25:15.213	

P20		30 RMT		David LUFF		Suzuki -	
IDEAL LAP TIME : 1:08.775		BEST LAP TIME : 1:08.775		DIFFERENCE : 0.000			
LAP	SECTOR 1	SECTOR 2	LAP TIME	MPH	DIFF	TIME OF DAY	
1 -		32.518	1:20.488	65.12	11.713	16:17:06.358	
2 -	40.309	32.228	1:12.537	72.26	3.762	16:18:18.895	
3 -	38.508	31.141	1:09.649	75.25	0.874	16:19:28.544	
4 -	39.709	30.726	1:10.435	74.41	1.660	16:20:38.979	
5 -	39.712	31.539	1:11.251	73.56	2.476	16:21:50.230	
6 -	38.797	30.813	1:09.610 (3)	75.29	0.835	16:22:59.840	
7 -	38.811	30.468	1:09.279 (2)	75.65	0.504	16:24:09.119	
8 -	38.492	30.283	1:08.775 (1)	76.21		16:25:17.894	

BMCRC - MRO Championships 2024 - Rnd 2 @ Pembrey

MRO Minitwins & Rookie Minitwins

RACE 14 - SECTOR ANALYSIS



SECTOR 1 = FL to I1, SECTOR 2 = I1 to FL, DIFF = Difference To Personal Best Lap, P = Crossed Finish Line in Pit Lane, D = Time Disallowed

P21 75 RMT Tom SVENSEN			Suzuki SV650 - Team TSR - HCL Carsales - RG racing			
IDEAL LAP TIME : 1:09.688		BEST LAP TIME : 1:10.056		DIFFERENCE : 0.368		
LAP	SECTOR 1	SECTOR 2	LAP TIME	MPH	DIFF	TIME OF DAY
1 -		32.099	1:19.063	66.29	9.007	16:17:04.933
2 -	39.983	31.052	1:11.035	73.78	0.979	16:18:15.968
3 -	39.396	30.881	1:10.277 (3)	74.58	0.221	16:19:26.245
4 -	39.970	31.653	1:11.623	73.18	1.567	16:20:37.868
5 -	39.546	31.328	1:10.874	73.95	0.818	16:21:48.742
6 -	39.671	31.177	1:10.848	73.98	0.792	16:22:59.590
7 -	39.524	30.733	1:10.257 (2)	74.60	0.201	16:24:09.847
8 -	38.955	31.101	1:10.056 (1)	74.82		16:25:19.903

P22 122 RMT James EGGINTON			Suzuki SV650 - Advance Computer Services - www.ACS.co.uk			
IDEAL LAP TIME : 1:09.994		BEST LAP TIME : 1:10.295		DIFFERENCE : 0.301		
LAP	SECTOR 1	SECTOR 2	LAP TIME	MPH	DIFF	TIME OF DAY
1 -		31.189	1:20.390	65.20	10.095	16:17:06.260
2 -	39.741	31.099	1:10.840	73.99	0.545	16:18:17.100
3 -	39.525	30.770	1:10.295 (1)	74.56		16:19:27.395
4 -	39.950	30.868	1:10.818	74.01	0.523	16:20:38.213
5 -	40.099	31.828	1:11.927	72.87	1.632	16:21:50.140
6 -	39.415	31.077	1:10.492	74.35	0.197	16:23:00.632
7 -	39.436	30.915	1:10.351 (2)	74.50	0.056	16:24:10.983
8 -	39.224	31.151	1:10.375 (3)	74.48	0.080	16:25:21.358

P23 444 RMT Brian HARRISON			Suzuki SV650 -			
IDEAL LAP TIME : 1:10.013		BEST LAP TIME : 1:10.013		DIFFERENCE : 0.000		
LAP	SECTOR 1	SECTOR 2	LAP TIME	MPH	DIFF	TIME OF DAY
1 -		31.954	1:19.743	65.73	9.730	16:17:05.613
2 -	41.497	32.009	1:13.506	71.30	3.493	16:18:19.119
3 -	38.898	31.115	1:10.013 (1)	74.86		16:19:29.132
4 -	39.509	31.118	1:10.627 (2)	74.21	0.614	16:20:39.759
5 -	40.478	31.646	1:12.124	72.67	2.111	16:21:51.883
6 -	39.948	31.228	1:11.176 (3)	73.64	1.163	16:23:03.059
7 -	40.093	31.282	1:11.375	73.43	1.362	16:24:14.434
8 -	40.407	32.245	1:12.652	72.14	2.639	16:25:27.086

P24 777 Richard HIRST			- Northern garage conversion			
IDEAL LAP TIME : 1:11.785		BEST LAP TIME : 1:11.961		DIFFERENCE : 0.176		
LAP	SECTOR 1	SECTOR 2	LAP TIME	MPH	DIFF	TIME OF DAY
1 -		33.500	1:24.812	61.80	12.851	16:17:10.682
2 -	40.098	32.221	1:12.319 (3)	72.47	0.358	16:18:23.001
3 -	40.233	32.163	1:12.396	72.40	0.435	16:19:35.397
4 -	40.598	32.587	1:13.185	71.62	1.224	16:20:48.582
5 -	39.760	32.201	1:11.961 (1)	72.83		16:22:00.543
6 -	40.403	32.243	1:12.646	72.15	0.685	16:23:13.189
7 -	40.066	32.025	1:12.091 (2)	72.70	0.130	16:24:25.280

P25 113 RMT Phil ROODT			- Carter Thorne Carpets and flooring 2018 ltd			
IDEAL LAP TIME : 1:11.233		BEST LAP TIME : 1:11.233		DIFFERENCE : 0.000		
LAP	SECTOR 1	SECTOR 2	LAP TIME	MPH	DIFF	TIME OF DAY
1 -		34.405	1:26.845	60.35	15.612	16:17:12.715
2 -	44.140	32.800	1:16.940	68.12	5.707	16:18:29.655
3 -	42.120	31.976	1:14.096	70.74	2.863	16:19:43.751
4 -	41.745	32.759	1:14.504	70.35	3.271	16:20:58.255
5 -	41.737	32.307	1:14.044 (3)	70.79	2.811	16:22:12.299
6 -	40.432	32.305	1:12.737 (2)	72.06	1.504	16:23:25.036
7 -	39.770	31.463	1:11.233 (1)	73.58		16:24:36.269

BMCRC - MRO Championships 2024 - Rnd 2 @ Pembrey

MRO Minitwins & Rookie Minitwins

RACE 14 - SECTOR ANALYSIS



SECTOR 1 = FL to I1, SECTOR 2 = I1 to FL, DIFF = Difference To Personal Best Lap, P = Crossed Finish Line in Pit Lane, D = Time Disallowed

P26		16 RMT		Adam FREWIN		Suzuki SV650 - Southern Steam Services Ltd	
IDEAL LAP TIME : 1:12.796		BEST LAP TIME : 1:12.796		DIFFERENCE : 0.000			
LAP	SECTOR 1	SECTOR 2	LAP TIME	MPH	DIFF	TIME OF DAY	
1 -		33.094	1:22.203	63.76	9.407	16:17:08.073	
2 -	40.059	32.737	1:12.796 (1)	72.00		16:18:20.869	
3 -	40.741	33.325	1:14.066 (2)	70.76	1.270	16:19:34.935	
4 -	41.607	33.938	1:15.545	69.38	2.749	16:20:50.480	
5 -	41.520	33.840	1:15.360 (3)	69.55	2.564	16:22:05.840	
6 -	41.628	34.109	1:15.737	69.20	2.941	16:23:21.577	
7 -	41.256	34.214	1:15.470	69.45	2.674	16:24:37.047	

P27		17 RMT		Alex BUCHANAN		Suzuki SV650 - novus resourcing	
IDEAL LAP TIME : 1:14.844		BEST LAP TIME : 1:15.195		DIFFERENCE : 0.351			
LAP	SECTOR 1	SECTOR 2	LAP TIME	MPH	DIFF	TIME OF DAY	
1 -		33.803	1:24.490	62.03	9.295	16:17:10.360	
2 -	42.044	33.151	1:15.195 (1)	69.70		16:18:25.555	
3 -	42.809	33.231	1:16.040 (3)	68.93	0.845	16:19:41.595	
4 -	43.593	33.405	1:16.998	68.07	1.803	16:20:58.593	
5 -	44.249	33.613	1:17.862	67.31	2.667	16:22:16.455	
6 -	41.693	34.023	1:15.716 (2)	69.22	0.521	16:23:32.171	
7 -	43.283	34.091	1:17.374	67.74	2.179	16:24:49.545	

P28		251 RMT		Craig FERRIS		Suzuki SV650 - IMP Racing	
IDEAL LAP TIME : 1:17.718		BEST LAP TIME : 1:18.964		DIFFERENCE : 1.246			
LAP	SECTOR 1	SECTOR 2	LAP TIME	MPH	DIFF	TIME OF DAY	
1 -		34.486	1:27.497	59.90	8.533	16:17:13.367	
2 -	43.445	35.754	1:19.199 (3)	66.18	0.235	16:18:32.566	
3 -	43.797	35.167	1:18.964 (1)	66.37		16:19:51.530	
4 -	45.414	35.457	1:20.871	64.81	1.907	16:21:12.401	
5 -	44.369	35.214	1:19.583	65.86	0.619	16:22:31.984	
6 -	44.021	35.658	1:19.679	65.78	0.715	16:23:51.663	
7 -	43.232	35.791	1:19.023 (2)	66.33	0.059	16:25:10.686	

P29		101 RMT		Eddie WAKLEY		Suzuki SV650 -	
IDEAL LAP TIME : 1:08.608		BEST LAP TIME : 1:08.608		DIFFERENCE : 0.000			
LAP	SECTOR 1	SECTOR 2	LAP TIME	MPH	DIFF	TIME OF DAY	
1 -		32.547	1:22.162	63.79	13.554	16:17:08.032	
2 -	38.674	31.517	1:10.191 (2)	74.67	1.583	16:18:18.223	
3 -	37.883	30.725	1:08.608 (1)	76.39		16:19:26.831	

P30		11 RMT		Marcus LAWLER		Suzuki SV650 -	
IDEAL LAP TIME : 1:38.110		BEST LAP TIME : 1:40.870		DIFFERENCE : 2.760			
LAP	SECTOR 1	SECTOR 2	LAP TIME	MPH	DIFF	TIME OF DAY	
1 -		42.284	1:45.610	49.63	4.740	16:17:31.480	
2 -	55.826	45.044	1:40.870 (1)	51.96		16:19:12.350	
3 -	59.809	44.958	1:44.767 (2)	50.03	3.897	16:20:57.117	

BMCRC - MRO Championships 2024 - Rnd 2 @ Pembrey

MRO Minitwins & Rookie Minitwins

RACE 14 - BEST SECTORS

SECTOR 1			SECTOR 2			IDEAL / BEST COMPARISON						
POS	NO	NAME	TIME	NO	NAME	TIME	POS	NO	NAME	IDEAL	BEST	DIFF
1	22	DOWDS	34.494	22	DOWDS	28.196	1	22	DOWDS	1:02.690	1:02.690	0.000
2	1	TWYFORD	34.866	1	TWYFORD	28.282	2	1	TWYFORD	1:03.148	1:03.354	0.206
3	333	LINDEMANN	35.415	333	LINDEMANN	28.613	3	333	LINDEMANN	1:04.028	1:04.611	0.583
4	21	FINNIS	36.005	19	LILLEY	28.825	4	19	LILLEY	1:05.130	1:05.217	0.087
5	19	LILLEY	36.305	21	FINNIS	29.154	5	21	FINNIS	1:05.159	1:05.159	0.000
6	237	WOOD	36.398	81	MAY	29.186	6	81	MAY	1:05.770	1:06.251	0.481
7	15	SVENSEN	36.496	33	COSTIN	29.282	7	15	SVENSEN	1:05.891	1:06.000	0.109
8	81	MAY	36.584	15	SVENSEN	29.395	8	237	WOOD	1:06.086	1:06.452	0.366
9	115	MAHER	36.721	67	HARVEY	29.413	9	33	COSTIN	1:06.107	1:06.252	0.145
10	33	COSTIN	36.825	115	MAHER	29.448	10	115	MAHER	1:06.169	1:06.473	0.304
11	67	HARVEY	36.977	3	ARBON	29.607	11	67	HARVEY	1:06.390	1:06.499	0.109
12	3	ARBON	37.407	237	WOOD	29.688	12	3	ARBON	1:07.014	1:07.014	0.000
13	34	JOHNSON	37.529	46	HODGES	29.921	13	46	HODGES	1:07.718	1:08.084	0.366
14	47	BOHANAN	37.790	34	JOHNSON	30.210	14	34	JOHNSON	1:07.739	1:07.739	0.000
15	46	HODGES	37.797	30	LUFF	30.283	15	47	BOHANAN	1:08.150	1:08.600	0.450
16	101	WAKLEY	37.883	177	HOPKINS	30.320	16	70	HALL	1:08.410	1:08.911	0.501
17	70	HALL	37.958	47	BOHANAN	30.360	17	101	WAKLEY	1:08.608	1:08.608	0.000
18	14	DAVIES	38.320	70	HALL	30.452	18	30	LUFF	1:08.775	1:08.775	0.000
19	177	HOPKINS	38.486	14	DAVIES	30.653	19	177	HOPKINS	1:08.806	1:08.827	0.021
20	30	LUFF	38.492	166	KING	30.689	20	14	DAVIES	1:08.973	1:09.263	0.290
21	166	KING	38.527	101	WAKLEY	30.725	21	166	KING	1:09.216	1:09.450	0.234
22	444	HARRISON	38.898	75	SVENSEN	30.733	22	75	SVENSEN	1:09.688	1:10.056	0.368
23	75	SVENSEN	38.955	122	EGGINTON	30.770	23	122	EGGINTON	1:09.994	1:10.295	0.301
24	122	EGGINTON	39.224	444	HARRISON	31.115	24	444	HARRISON	1:10.013	1:10.013	0.000
25	777	HIRST	39.760	113	ROODT	31.463	25	113	ROODT	1:11.233	1:11.233	0.000
26	113	ROODT	39.770	777	HIRST	32.025	26	777	HIRST	1:11.785	1:11.961	0.176
27	16	FREWIN	40.059	16	FREWIN	32.737	27	16	FREWIN	1:12.796	1:12.796	0.000
28	17	BUCHANAN	41.693	17	BUCHANAN	33.151	28	17	BUCHANAN	1:14.844	1:15.195	0.351
29	251	FERRIS	43.232	251	FERRIS	34.486	29	251	FERRIS	1:17.718	1:18.964	1.246
30	11	LAWLER	55.826	11	LAWLER	42.284	30	11	LAWLER	1:38.110	1:40.870	2.760

BMCRC - MRO Championships 2024 - Rnd 2 @ Pembrey

MRO Minitwins & Rookie Minitwins

RACE 14 - STATISTICS

Competitors Started 30
Planned Start 2024-04-13 @ 16:20:00.000
Actual Start 2024-04-13 @ 16:15:45.869
Finish Time 2024-04-13 @ 16:24:22.808
Track Length 1.4560mi.
Total Laps 225
Total Distance Covered 327.6000mi.

Session Fastest Lap History

NO	CL	NAME	LAP TIME	TIME OF DAY	LAP	VEHICLE
1		David TWYFORD	1:03.805	16:17:58.873	2	Suzuki SV650
1		David TWYFORD	1:03.354	16:19:02.227	3	Suzuki SV650
22		Darren DOWDS	1:03.168	16:21:13.246	5	Suzuki SV 650
22		Darren DOWDS	1:02.690	16:24:22.823	8	Suzuki SV 650

Session Leader History

NO	CL	NAME	FROM LAP	LAPS LED	DISTANCE	VEHICLE
1		David TWYFORD	1	6	8.73 miles	Suzuki SV650
22		Darren DOWDS	7	2	2.91 miles	Suzuki SV 650

Flag History

TYPE	TIME OF DAY
GREEN	16:15:45.869
FINISH	16:24:22.808

Flag Statistics

TYPE	COUNT	TOTAL LAPS	TOTAL TIME
Green	1	8	9:50.657
Red	0	0	0.000
Safety Car	0	0	0.000
FCY	0	0	0.000

BMCRC - MRO Championships 2024 - Rnd 2 @ Pembrey

MRO Minitwins & Rookie Minitwins

RACE 14 - STATISTICS

CLASS :

15 Starters

Fastest Lap History

NO	NAME	LAP TIME	TIME OF DAY	LAP	VEHICLE
1	David TWYFORD	1:03.805	16:17:58.873	2	Suzuki SV650
1	David TWYFORD	1:03.354	16:19:02.227	3	Suzuki SV650
22	Darren DOWDS	1:03.168	16:21:13.246	5	Suzuki SV 650
22	Darren DOWDS	1:02.690	16:24:22.823	8	Suzuki SV 650

Leader History

NO	NAME	FROM LAP	LAPS LED	DISTANCE	VEHICLE
1	David TWYFORD	1	6	8.73 miles	Suzuki SV650
22	Darren DOWDS	7	2	2.91 miles	Suzuki SV 650

BMCRC - MRO Championships 2024 - Rnd 2 @ Pembrey

MRO Minitwins & Rookie Minitwins

RACE 14 - STATISTICS

CLASS : RMT

15 Starters

Fastest Lap History

NO	NAME	LAP TIME	TIME OF DAY	LAP	VEHICLE
237	Tim WOOD	1:07.838	16:18:07.572	2	Suzuki SV650S
237	Tim WOOD	1:06.634	16:19:14.207	3	Suzuki SV650S
237	Tim WOOD	1:06.452	16:21:27.772	5	Suzuki SV650S

Leader History

NO	NAME	FROM LAP	LAPS LED	DISTANCE	VEHICLE
237	Tim WOOD	1	8	11.64 miles	Suzuki SV650S

BMCRC - MRO Championships 2024 - Rnd 2 @ Pembrey

MRO Minitwins & Rookie Minitwins

RACE 5 - GRID (12 Laps)

ROW 11	33	281 Daniel FARLEY	32	818 Ben RICHARDS	31	111 Freddie BATE
ROW 10	30	1:40.870 11 Marcus LAWLER	29	1:18.964 251 Craig FERRIS	28	1:15.195 17 Alex BUCHANAN
ROW 9	27	1:12.796 16 Adam FREWIN	26	1:11.961 777 Richard HIRST	25	1:11.233 113 Phil ROODT
ROW 8	24	1:10.295 122 James EGGINTON	23	1:10.056 75 Tom SVENSEN	22	1:10.013 444 Brian HARRISON
ROW 7	21	1:09.450 166 Ben KING	20	1:09.263 14 George DAVIES	19	1:08.911 70 Colin HALL
ROW 6	18	1:08.827 177 Michael HOPKINS	17	1:08.775 30 David LUFF	16	1:08.608 101 Eddie WAKLEY
ROW 5	15	1:08.600 47 Tristan BOHANAN	14	1:08.084 46 Richard HODGES	13	1:07.739 34 Andrew JOHNSON
ROW 4	12	1:07.014 3 Oliver ARBON	11	1:06.499 67 Simon HARVEY	10	1:06.473 115 Brian MAHER
ROW 3	9	1:06.452 237 Tim WOOD	8	1:06.252 33 Steve COSTIN	7	1:06.251 81 Malvern MAY
ROW 2	6	1:06.000 15 James SVENSEN	5	1:05.217 19 Kevin LILLEY	4	1:05.159 21 Toby FINNIS
ROW 1	3	1:04.611 333 David LINDEMANN	2	1:03.354 1 David TWYFORD	1	1:02.690 22 Darren DOWDS
Pole						

These results are provisional until the conclusion of any judicial and technical matters.

Pembrey National: 1.4560 miles

Clerk Of Course:	Stewards:	Timekeeper:	<i>Craig Smith</i>	
------------------	-----------	-------------	--------------------	--

Results can be found at www.tsl-timing.com

Printed - 16:30 Saturday, 13 April 2024



BMCRC - MRO Championships 2024 - Rnd 2 @ Pembrey

MRO Minitwins & Rookie Minitwins

RACE 5 - CLASSIFICATION

Race Distance: 12 Laps / 17.47 miles



POS	NO	CL	PIC	NAME	ENTRY	LAPS	TIME	GAP	DIFF	MPH	BEST	ON	GRD	↑↓
1	22		1	Darren DOWDS	Suzuki SV 650 - Sublime Dsg Ltd	12	12:45.175			82.20	1:02.338	12	1	0
2	1		2	David TWYFORD	Suzuki SV650 - IMP Racing, MHP, Chris Cowan	12	12:46.169	0.994	0.994	82.09	1:03.097	9	2	0
3	333		3	David LINDEMANN	Suzuki SV650 - Giraffe Decorators	12	12:56.569	11.394	10.400	80.99	1:03.064	5	3	0
4	19		4	Kevin LILLEY	SUZUKI SV650 - Trafalgar Cleaning Eqpt. / Steve Jordan Mc	12	13:04.930	19.755	8.361	80.13	1:04.294	2	5	1
5	21		5	Toby FINNIS	Suzuki SV650 - Crawfords/ TEY FS/ HAM	12	13:10.440	25.265	5.510	79.57	1:04.327	2	4	-1
6	3		6	Oliver ARBON	Suzuki SV650 - TT Plumbing & Heating	12	13:17.550	32.375	7.110	78.86	1:04.492	12	12	6
7	33		7	Steve COSTIN	Suzuki SV650 - Sublime Designs / T.M Services/ ATP Motors	12	13:18.295	33.120	0.745	78.79	1:05.075	12	8	1
8	67		8	Simon HARVEY	Suzuki SV650 - Retirement Fund Racing	12	13:20.183	35.008	1.888	78.60	1:05.501	5	11	3
9	81		9	Malvern MAY	Suzuki SV650 - IMP racing	12	13:20.675	35.500	0.492	78.55	1:05.536	3	7	-2
10	15		10	James SVENSEN	Suzuki SV650S - Team TSR - HCL - RG Racing	12	13:22.605	37.430	1.930	78.36	1:05.587	3	6	-4
11	115		11	Brian MAHER	Suzuki SV650 - Spraytech /Espresso Solutions	12	13:23.773	38.598	1.168	78.25	1:05.171	6	10	-1
12	14	RMT	1	George DAVIES	Suzuki SV650 - G & B Customs	12	13:42.890	57.715	19.117	76.43	1:06.830	10	20	8
13	46	RMT	2	Richard HODGES	Suzuki SV650 -	12	13:47.771	1:02.596	4.881	75.98	1:07.324	4	14	1
14	122	RMT	3	James EGGINTON	Suzuki SV650 - Advance Computer Services - www.ACS.co	12	13:48.383	1:03.208	0.612	75.93	1:06.738	12	24	10
15	166	RMT	4	Ben KING	Suzuki SV650 -	11	12:46.198	1 Lap	1 Lap	75.25	1:07.889	11	21	6
16	177	RMT	5	Michael HOPKINS	Suzuki SV650 SK1 - MYSELF	11	12:55.079	1 Lap	8.881	74.38	1:07.476	11	18	2
17	75	RMT	6	Tom SVENSEN	Suzuki SV650 - Team TSR - HCL Carsales - RG racing	11	12:55.148	1 Lap	0.069	74.38	1:08.650	11	23	6
18	101	RMT	7	Eddie WAKLEY	Suzuki SV650 -	11	12:57.572	1 Lap	2.424	74.15	1:08.030	11	16	-2
19	818		12	Ben RICHARDS	Suzuki SV650 - No Farmers No Food	11	12:58.499	1 Lap	0.927	74.06	1:08.456	10	32	13
20	30	RMT	8	David LUFF	Suzuki -	11	13:04.957	1 Lap	6.458	73.45	1:09.293	3	17	-3
21	47		13	Tristan BOHANAN	SUZUKI SV 650 -	11	13:05.051	1 Lap	0.094	73.44	1:09.542	3	15	-6
22	777		14	Richard HIRST	- Northern garage conversion	11	13:13.952	1 Lap	8.901	72.62	1:10.143	9	26	4
23	444	RMT	9	Brian HARRISON	Suzuki SV650 -	11	13:24.832	1 Lap	10.880	71.63	1:08.862	5	22	-1
24	17	RMT	10	Alex BUCHANAN	Suzuki SV650 - novus resourcing	11	13:37.462	1 Lap	12.630	70.53	1:12.602	10	28	4
25	251	RMT	11	Craig FERRIS	Suzuki SV650 - IMP Racing	10	13:13.707	2 Laps	1 Lap	66.03	1:17.752	2	29	4

NOT CLASSIFIED

DNF	113	RMT		Phil ROODT	- Carter Thorne Carpets and flooring 2018 ltd	10	12:05.737	2 Laps		72.22	1:10.107	10	25	
DNF	16	RMT		Adam FREWIN	Suzuki SV650 - Southern Steam Services Ltd	9	11:12.425	3 Laps	1 Lap	70.15	1:12.449	2	27	
DNF	237	RMT		Tim WOOD	Suzuki SV650S - Hel Performance	7	8:00.644	5 Laps	2 Laps	76.33	1:06.657	7	9	
DNF	34			Andrew JOHNSON	Suzuki SV650 - Rose & Charlie Racing	1	1:13.502	11 Laps	6 Laps	71.31			13	

FASTEST LAP

22				Darren DOWDS	Suzuki SV 650 - Sublime Dsg Ltd	12	1:02.338			84.08 mph			135.31 kph	
237	RMT			Tim WOOD	Suzuki SV650S - Hel Performance	7	1:06.657			78.63 mph			126.55 kph	

Comments:

Class - 92.5% of Race Speed = 76.03 mph

Class RMT - 92.5% of Race Speed = 70.69 mph

Weather / Track : Sunny / Dry

These results are provisional until the conclusion of any judicial and technical matters.

Date: 14/04/2024 Start: 10:41 Finish: 10:54

Pembrey National: 1.4560 miles

Clerk Of Course:	Stewards:	Timekeeper:	<i>Craig Smith</i>	
------------------	-----------	-------------	--------------------	---

Results can be found at www.tsl-timing.com

Printed - 10:56 Sunday, 14 April 2024



BMCRC - MRO Championships 2024 - Rnd 2 @ Pembrey

MRO Minitwins & Rookie Minitwins

RACE 5 - LAP CHART

LAP 1 @ 10:42:48.520			LAP 3 @ 10:44:55.267			LAP 5 @ 10:47:02.296			LAP 7 @ 10:49:09.104			LAP 9 @ 10:51:15.361			LAP 11 @ 10:53:23.432		
NO	BEHIND	LAP TIME	NO	BEHIND	LAP TIME	NO	BEHIND	LAP TIME	NO	BEHIND	LAP TIME	NO	BEHIND	LAP TIME	NO	BEHIND	LAP TIME
22		1:07.925	22		1:03.203	22		1:03.117	22		1:03.193	22		1:03.092	22		1:04.135
1	0.052	1:07.977	1	0.487	1:03.522	1	0.140	1:03.224	1	0.090	1:03.309	1	0.090	1:03.097	1	0.168	1:04.180
333	0.293	1:08.218	333	1.369	1:04.493	333	0.597	1:03.064	333	0.915	1:03.907	333	6.984	1:07.227	333	8.514	1:05.481
19	1.755	1:09.680	19	3.623	1:04.321	19	6.483	1:05.137	19	7.982	1:05.088	19	12.426	1:05.210	19	16.395	1:04.956
21	2.337	1:10.262	21	5.067	1:05.150	21	8.185	1:05.284	21	9.864	1:05.268	21	13.953	1:05.425	21	21.574	1:05.211
33	2.859	1:10.784	33	7.916	1:06.619	33	13.450	1:06.073	251	1 Lap	1:19.861	33	23.109	1:06.804	33	28.837	1:06.628
15	3.293	1:11.218	15	8.521	1:05.587	3	13.528	1:06.122	33	16.028	1:06.167	3	23.149	1:06.671	3	28.502	1:06.126
81	4.278	1:12.203	81	8.903	1:05.536	67	13.781	1:05.501	3	16.120	1:06.181	81	23.605	1:06.673	81	29.599	1:06.580
3	4.540	1:12.465	3	8.973	1:05.536	81	14.192	1:06.028	67	16.272	1:06.080	15	23.901	1:06.833	15	30.035	1:06.768
67	4.852	1:12.777	67	9.525	1:05.631	15	14.321	1:06.578	81	16.675	1:06.072	46	40.294	1:09.558	17	30.930	1:07.125
115	5.047	1:12.972	115	11.190	1:06.384	115	15.818	1:05.840	15	17.112	1:06.380	14	42.418	1:08.416	16	1 Lap	1:13.724
34	5.577	1:13.502	237	16.806	1:07.928	237	24.511	1:07.530	115	17.400	1:05.171	251	1 Lap	1:18.494	46	50.837	1:07.801
237	6.167	1:14.092	46	16.916	1:07.829	46	24.673	1:07.462	237	28.697	1:07.775	122	46.288	1:08.180	122	54.991	1:07.257
46	7.365	1:15.290	14	18.908	1:08.590	14	27.924	1:07.491	46	29.244	1:08.160	166	49.074	1:08.497	166	59.607	1:08.187
14	8.590	1:16.515	122	20.620	1:08.116	122	29.636	1:08.031	14	32.337	1:08.002	75	55.905	1:10.403			
30	9.685	1:17.610	30	22.269	1:09.293	166	33.800	1:08.358	122	36.158	1:10.111	177	56.131	1:10.935			
166	9.877	1:17.802	166	22.652	1:09.342	30	35.455	1:10.163	166	38.567	1:08.356	47	57.023	1:10.373			
47	10.285	1:18.210	47	23.087	1:09.542	47	35.840	1:09.825	30	41.795	1:09.929	818	57.247	1:11.092			
122	10.457	1:18.382	177	23.533	1:09.028	177	36.031	1:09.842	47	41.912	1:09.661	101	57.553	1:10.120			
75	10.998	1:18.923	75	23.629	1:09.651	75	36.131	1:09.706	75	42.091	1:09.549	30	58.149	1:10.981			
177	11.236	1:19.161	444	26.200	1:10.030	818	36.986	1:08.788	177	42.384	1:09.942						
101	11.404	1:19.329	101	26.278	1:10.608	444	37.718	1:08.862	818	42.788	1:09.391						
444	12.859	1:20.784	818	26.462	1:09.493	101	38.553	1:09.189	101	44.838	1:09.874						
17	13.644	1:21.569	113	30.277	1:10.819	113	46.027	1:11.910	444	54.862	1:20.733						
818	13.737	1:21.662	777	31.001	1:11.795	777	46.653	1:11.569	113	54.965	1:12.527						
777	14.235	1:22.160	16	34.144	1:12.732	17	55.888	1:14.781	777	54.998	1:11.934						
113	14.527	1:22.452	17	34.822	1:13.719	16	55.999	1:14.779									
16	15.710	1:23.635	251	47.787	1:18.540												
251	18.242	1:26.167															

BMCRC - MRO Championships 2024 - Rnd 2 @ Pembrey

MRO Minitwins & Rookie Minitwins

RACE 5 - LAP CHART

14 52.730 1:06.901
46 55.725 1:09.023
122 58.808 1:07.952

LAP 12 @ 10:54:25.770		
NO	BEHIND	LAP TIME
22		1:02.338
1	0.994	1:03.164
166	1 Lap	1:07.889
177	1 Lap	1:07.476
75	1 Lap	1:08.650
333	11.394	1:05.218
101	1 Lap	1:08.030
818	1 Lap	1:09.144
19	19.755	1:05.698
30	1 Lap	1:10.106
47	1 Lap	1:12.275
21	25.265	1:06.027
251	2 Laps	1:17.824
777	1 Lap	1:10.998
3	32.375	1:04.492
33	33.120	1:05.075
67	35.008	1:07.163
81	35.500	1:06.467
15	37.430	1:06.565
115	38.598	1:07.002
444	1 Lap	1:13.243
17	1 Lap	1:14.045
14	57.715	1:07.323
46	1:02.596	1:09.209
122	1:03.208	1:06.738

BMCRC - MRO Championships 2024 - Rnd 2 @ Pembrey

MRO Minitwins & Rookie Minitwins

RACE 5 - POSITION CHART

No	Name	Lap Pos	Lap												
			1	2	3	4	5	6	7	8	9	10	11	12	
22	DOWDS	1	22	22	22	22	22	1	22	22	22	22	22	22	22
1	TWYFORD	2	1	333	1	1	1	22	1	1	1	1	1	1	1
333	LINDEMANN	3	333	1	333	333	333	333	333	333	333	333	333	333	333
21	FINNIS	4	19	19	19	19	19	19	19	19	19	19	19	19	19
19	LILLEY	5	21	21	21	21	21	21	21	21	21	21	21	21	21
15	SVENSEN	6	33	33	33	33	33	33	33	67	67	67	67	67	3
81	MAY	7	15	15	15	3	3	3	3	33	33	3	3	33	33
33	COSTIN	8	81	81	81	15	67	67	67	3	3	33	33	67	67
237	WOOD	9	3	3	3	81	81	81	81	81	81	81	81	81	81
115	MAHER	10	67	67	67	67	15	15	15	15	115	115	15	15	15
67	HARVEY	11	115	115	115	115	115	115	115	115	15	15	115	115	115
3	ARBON	12	34	237	237	237	237	237	237	46	46	14	14	14	14
34	JOHNSON	13	237	46	46	46	46	46	46	14	14	46	46	46	46
46	HODGES	14	46	14	14	14	14	14	14	122	122	122	122	122	122
47	BOHANAN	15	14	122	122	122	122	122	122	166	166	166	166	166	166
101	WAKLEY	16	30	30	30	30	166	166	166	75	75	75	177	177	177
30	LUFF	17	166	166	166	166	30	30	177	177	177	177	75	75	75
177	HOPKINS	18	47	47	47	47	47	47	75	47	101	818	101	101	101
14	DAVIES	19	122	75	177	177	177	75	818	818	818	101	818	818	818
166	KING	20	75	177	75	75	75	177	47	101	47	47	30	30	30
444	HARRISON	21	177	101	444	818	818	818	30	30	30	30	47	47	47
75	SVENSEN	22	101	444	101	444	444	101	101	777	777	777	777	777	777
122	EGGINTON	23	444	818	818	101	101	444	113	113	113	113	444	444	444
113	ROODT	24	17	777	113	113	113	113	777	444	444	444	17	17	17
777	HIRST	25	818	113	777	777	777	777	444	17	17	17	17	17	17
16	FREWIN	26	777	17	16	17	17	16	17	16	16	251	251	251	251
17	BUCHANAN	27	113	16	17	16	16	17	16	251	251	251	251	251	251
251	FERRIS	28	16	251	251	251	251	251	251	251	251	251	251	251	251
818	RICHARDS	29	251	251	251	251	251	251	251	251	251	251	251	251	251

BMCRC - MRO Championships 2024 - Rnd 2 @ Pembrey

MRO Minitwins & Rookie Minitwins

RACE 5 - SECTOR ANALYSIS



SECTOR 1 = FL to I1, SECTOR 2 = I1 to FL, DIFF = Difference To Personal Best Lap, P = Crossed Finish Line in Pit Lane, D = Time Disallowed

P1 22		Darren DOWDS		Suzuki SV 650 - Sublime Dsg Ltd			
IDEAL LAP TIME : 1:02.338		BEST LAP TIME : 1:02.338		DIFFERENCE : 0.000			
LAP	SECTOR 1	SECTOR 2	LAP TIME	MPH	DIFF	TIME OF DAY	
1 -		28.426	1:07.925	77.16	5.587	10:42:48.520	
2 -	35.106	28.438	1:03.544	82.48	1.206	10:43:52.064	
3 -	34.893	28.310	1:03.203	82.93	0.865	10:44:55.267	
4 -	35.508	28.404	1:03.912	82.01	1.574	10:45:59.179	
5 -	34.800	28.317	1:03.117 (3)	83.04	0.779	10:47:02.296	
6 -	35.346	28.269	1:03.615	82.39	1.277	10:48:05.911	
7 -	34.545	28.648	1:03.193	82.94	0.855	10:49:09.104	
8 -	34.717	28.448	1:03.165	82.98	0.827	10:50:12.269	
9 -	34.733	28.359	1:03.092 (2)	83.07	0.754	10:51:15.361	
10 -	35.464	28.472	1:03.936	81.98	1.598	10:52:19.297	
11 -	36.002	28.133	1:04.135	81.72	1.797	10:53:23.432	
12 -	34.442	27.896	1:02.338 (1)	84.08		10:54:25.770	

P2 1		David TWYFORD		Suzuki SV650 - IMP Racing, MHP, Chris Cowan			
IDEAL LAP TIME : 1:02.504		BEST LAP TIME : 1:03.097		DIFFERENCE : 0.593			
LAP	SECTOR 1	SECTOR 2	LAP TIME	MPH	DIFF	TIME OF DAY	
1 -		28.328	1:07.977	77.10	4.880	10:42:48.572	
2 -	35.886	27.774	1:03.660	82.33	0.563	10:43:52.232	
3 -	35.599	27.923	1:03.522	82.51	0.425	10:44:55.754	
4 -	35.139	28.319	1:03.458	82.59	0.361	10:45:59.212	
5 -	34.986	28.238	1:03.224	82.90	0.127	10:47:02.436	
6 -	35.402	28.047	1:03.449	82.61	0.352	10:48:05.885	
7 -	34.730	28.579	1:03.309	82.79	0.212	10:49:09.194	
8 -	34.775	28.385	1:03.160 (2)	82.98	0.063	10:50:12.354	
9 -	34.907	28.190	1:03.097 (1)	83.07		10:51:15.451	
10 -	35.627	28.342	1:03.969	81.93	0.872	10:52:19.420	
11 -	36.099	28.081	1:04.180	81.67	1.083	10:53:23.600	
12 -	34.971	28.193	1:03.164 (3)	82.98	0.067	10:54:26.764	

P3 333		David LINDEMANN		Suzuki SV650 - Giraffe Decorators			
IDEAL LAP TIME : 1:02.908		BEST LAP TIME : 1:03.064		DIFFERENCE : 0.156			
LAP	SECTOR 1	SECTOR 2	LAP TIME	MPH	DIFF	TIME OF DAY	
1 -		28.269	1:08.218	76.83	5.154	10:42:48.813	
2 -	35.066	28.264	1:03.330 (3)	82.76	0.266	10:43:52.143	
3 -	36.025	28.468	1:04.493	81.27	1.429	10:44:56.636	
4 -	35.037	28.156	1:03.193 (2)	82.94	0.129	10:45:59.829	
5 -	34.900	28.164	1:03.064 (1)	83.11		10:47:02.893	
6 -	35.517	28.390	1:03.907	82.01	0.843	10:48:06.800	
7 -	34.752	29.385	1:04.137	81.72	1.073	10:49:10.937	
8 -	35.446	28.735	1:04.181	81.66	1.117	10:50:15.118	
9 -	38.097	29.130	1:07.227	77.96	4.163	10:51:22.345	
10 -	35.557	28.563	1:04.120	81.74	1.056	10:52:26.465	
11 -	35.612	29.869	1:05.481	80.04	2.417	10:53:31.946	
12 -	36.074	29.144	1:05.218	80.37	2.154	10:54:37.164	

BMCRC - MRO Championships 2024 - Rnd 2 @ Pembrey

MRO Minitwins & Rookie Minitwins

RACE 5 - SECTOR ANALYSIS



SECTOR 1 = FL to I1, SECTOR 2 = I1 to FL, DIFF = Difference To Personal Best Lap, P = Crossed Finish Line in Pit Lane, D = Time Disallowed

P4 19		Kevin LILLEY		SUZUKI SV650 - Trafalgar Cleaning Eqpt. / Steve Jordan Motorc			
IDEAL LAP TIME : 1:04.096		BEST LAP TIME : 1:04.294		DIFFERENCE : 0.198			
LAP	SECTOR 1	SECTOR 2	LAP TIME	MPH	DIFF	TIME OF DAY	
1 -		28.816	1:09.680	75.22	5.386	10:42:50.275	
2 -	35.538	28.756	1:04.294 (1)	81.52		10:43:54.569	
3 -	35.763	28.558	1:04.321 (2)	81.49	0.027	10:44:58.890	
4 -	35.907	28.845	1:04.752 (3)	80.94	0.458	10:46:03.642	
5 -	36.089	29.048	1:05.137	80.47	0.843	10:47:08.779	
6 -	36.263	28.825	1:05.088	80.53	0.794	10:48:13.867	
7 -	36.516	29.102	1:05.618	79.88	1.324	10:49:19.485	
8 -	35.939	29.271	1:05.210	80.38	0.916	10:50:24.695	
9 -	36.178	28.787	1:04.965	80.68	0.671	10:51:29.660	
10 -	36.395	28.816	1:05.211	80.37	0.917	10:52:34.871	
11 -	36.243	28.713	1:04.956	80.69	0.662	10:53:39.827	
12 -	36.797	28.901	1:05.698	79.78	1.404	10:54:45.525	

P5 21		Toby FINNIS		Suzuki SV650 - Crawfords/ TEY FS/ HAM			
IDEAL LAP TIME : 1:04.327		BEST LAP TIME : 1:04.327		DIFFERENCE : 0.000			
LAP	SECTOR 1	SECTOR 2	LAP TIME	MPH	DIFF	TIME OF DAY	
1 -		29.186	1:10.262	74.60	5.935	10:42:50.857	
2 -	35.645	28.682	1:04.327 (1)	81.48		10:43:55.184	
3 -	36.278	28.872	1:05.150	80.45	0.823	10:45:00.334	
4 -	35.847	29.016	1:04.863 (2)	80.81	0.536	10:46:05.197	
5 -	36.238	29.046	1:05.284	80.28	0.957	10:47:10.481	
6 -	36.154	29.114	1:05.268	80.30	0.941	10:48:15.749	
7 -	36.128	28.920	1:05.048 (3)	80.58	0.721	10:49:20.797	
8 -	36.047	29.378	1:05.425	80.11	1.098	10:50:26.222	
9 -	39.441	29.101	1:08.542	76.47	4.215	10:51:34.764	
10 -	36.118	29.055	1:05.173	80.42	0.846	10:52:39.937	
11 -	36.023	29.048	1:05.071	80.55	0.744	10:53:45.008	
12 -	36.487	29.540	1:06.027	79.38	1.700	10:54:51.035	

P6 3		Oliver ARBON		Suzuki SV650 - TT Plumbing & Heating			
IDEAL LAP TIME : 1:04.492		BEST LAP TIME : 1:04.492		DIFFERENCE : 0.000			
LAP	SECTOR 1	SECTOR 2	LAP TIME	MPH	DIFF	TIME OF DAY	
1 -		29.641	1:12.465	72.33	7.973	10:42:53.060	
2 -	36.596	29.048	1:05.644	79.84	1.152	10:43:58.704	
3 -	36.754	28.782	1:05.536 (3)	79.98	1.044	10:45:04.240	
4 -	36.320	29.142	1:05.462 (2)	80.07	0.970	10:46:09.702	
5 -	36.886	29.236	1:06.122	79.27	1.630	10:47:15.824	
6 -	36.892	29.289	1:06.181	79.20	1.689	10:48:22.005	
7 -	37.191	29.551	1:06.742	78.53	2.250	10:49:28.747	
8 -	37.024	29.647	1:06.671	78.61	2.179	10:50:35.418	
9 -	37.186	29.069	1:06.255	79.11	1.763	10:51:41.673	
10 -	37.035	29.091	1:06.126	79.26	1.634	10:52:47.799	
11 -	36.759	29.095	1:05.854	79.59	1.362	10:53:53.653	
12 -	35.976	28.516	1:04.492 (1)	81.27		10:54:58.145	

BMCRC - MRO Championships 2024 - Rnd 2 @ Pembrey

MRO Minitwins & Rookie Minitwins

RACE 5 - SECTOR ANALYSIS



SECTOR 1 = FL to I1, SECTOR 2 = I1 to FL, DIFF = Difference To Personal Best Lap, P = Crossed Finish Line in Pit Lane, D = Time Disallowed

P7 33 Steve COSTIN		Suzuki SV650 - Sublime Designs / T.M Services/ ATP Motorspor				
IDEAL LAP TIME : 1:05.075		BEST LAP TIME : 1:05.075		DIFFERENCE : 0.000		
LAP	SECTOR 1	SECTOR 2	LAP TIME	MPH	DIFF	TIME OF DAY
1 -		29.237	1:10.784	74.05	5.709	10:42:51.379
2 -	36.235	28.950	1:05.185 (2)	80.41	0.110	10:43:56.564
3 -	37.070	29.549	1:06.619	78.68	1.544	10:45:03.183
4 -	36.852	29.638	1:06.490	78.83	1.415	10:46:09.673
5 -	36.772	29.301	1:06.073	79.33	0.998	10:47:15.746
6 -	36.829	29.338	1:06.167	79.21	1.092	10:48:21.913
7 -	37.139	29.522	1:06.661	78.63	1.586	10:49:28.574
8 -	36.846	29.958	1:06.804	78.46	1.729	10:50:35.378
9 -	36.979	29.149	1:06.128	79.26	1.053	10:51:41.506
10 -	37.735	28.893	1:06.628	78.66	1.553	10:52:48.134
11 -	36.637	29.044	1:05.681 (3)	79.80	0.606	10:53:53.815
12 -	36.232	28.843	1:05.075 (1)	80.54		10:54:58.890

P8 67 Simon HARVEY		Suzuki SV650 - Retirement Fund Racing				
IDEAL LAP TIME : 1:05.330		BEST LAP TIME : 1:05.501		DIFFERENCE : 0.171		
LAP	SECTOR 1	SECTOR 2	LAP TIME	MPH	DIFF	TIME OF DAY
1 -		30.125	1:12.777	72.02	7.276	10:42:53.372
2 -	36.577	29.212	1:05.789	79.67	0.288	10:43:59.161
3 -	36.490	29.141	1:05.631 (2)	79.86	0.130	10:45:04.792
4 -	36.491	29.293	1:05.784 (3)	79.67	0.283	10:46:10.576
5 -	36.200	29.301	1:05.501 (1)	80.02		10:47:16.077
6 -	36.950	29.130	1:06.080	79.32	0.579	10:48:22.157
7 -	37.159	29.490	1:06.649	78.64	1.148	10:49:28.806
8 -	36.779	29.526	1:06.305	79.05	0.804	10:50:35.111
9 -	36.486	29.487	1:05.973	79.45	0.472	10:51:41.084
10 -	37.088	29.516	1:06.604	78.69	1.103	10:52:47.688
11 -	36.724	29.203	1:05.927	79.50	0.426	10:53:53.615
12 -	37.397	29.766	1:07.163	78.04	1.662	10:55:00.778

P9 81 Malvern MAY		Suzuki SV650 - IMP racing				
IDEAL LAP TIME : 1:05.308		BEST LAP TIME : 1:05.536		DIFFERENCE : 0.228		
LAP	SECTOR 1	SECTOR 2	LAP TIME	MPH	DIFF	TIME OF DAY
1 -		29.196	1:12.203	72.59	6.667	10:42:52.798
2 -	36.451	29.385	1:05.836 (2)	79.61	0.300	10:43:58.634
3 -	36.112	29.424	1:05.536 (1)	79.98		10:45:04.170
4 -	36.934	29.356	1:06.290	79.07	0.754	10:46:10.460
5 -	36.681	29.347	1:06.028	79.38	0.492	10:47:16.488
6 -	36.807	29.265	1:06.072	79.33	0.536	10:48:22.560
7 -	37.017	29.624	1:06.641	78.65	1.105	10:49:29.201
8 -	36.917	29.756	1:06.673	78.61	1.137	10:50:35.874
9 -	37.165	29.277	1:06.442	78.88	0.906	10:51:42.316
10 -	37.169	29.411	1:06.580	78.72	1.044	10:52:48.896
11 -	36.405	29.502	1:05.907 (3)	79.53	0.371	10:53:54.803
12 -	37.047	29.420	1:06.467	78.86	0.931	10:55:01.270

BMCRC - MRO Championships 2024 - Rnd 2 @ Pembrey

MRO Minitwins & Rookie Minitwins

RACE 5 - SECTOR ANALYSIS



SECTOR 1 = FL to I1, SECTOR 2 = I1 to FL, DIFF = Difference To Personal Best Lap, P = Crossed Finish Line in Pit Lane, D = Time Disallowed

P10 15		James SVENSEN		Suzuki SV650S - Team TSR - HCL - RG Racing			
IDEAL LAP TIME : 1:05.356		BEST LAP TIME : 1:05.587		DIFFERENCE : 0.231			
LAP	SECTOR 1	SECTOR 2	LAP TIME	MPH	DIFF	TIME OF DAY	
1 -		29.356	1:11.218	73.59	5.631	10:42:51.813	
2 -	36.971	29.417	1:06.388	78.95	0.801	10:43:58.201	
3 -	36.000	29.587	1:05.587 (1)	79.91		10:45:03.788	
4 -	36.409	29.842	1:06.251 (2)	79.11	0.664	10:46:10.039	
5 -	36.874	29.704	1:06.578	78.72	0.991	10:47:16.617	
6 -	36.958	29.422	1:06.380	78.96	0.793	10:48:22.997	
7 -	36.889	29.451	1:06.340 (3)	79.01	0.753	10:49:29.337	
8 -	36.561	30.272	1:06.833	78.42	1.246	10:50:36.170	
9 -	36.962	29.970	1:06.932	78.31	1.345	10:51:43.102	
10 -	36.984	30.141	1:07.125	78.08	1.538	10:52:50.227	
11 -	37.029	29.379	1:06.408	78.93	0.821	10:53:56.635	
12 -	36.244	30.321	1:06.565	78.74	0.978	10:55:03.200	

P11 115		Brian MAHER		Suzuki SV650 - Spraytech /Espresso Solutions			
IDEAL LAP TIME : 1:05.171		BEST LAP TIME : 1:05.171		DIFFERENCE : 0.000			
LAP	SECTOR 1	SECTOR 2	LAP TIME	MPH	DIFF	TIME OF DAY	
1 -		29.698	1:12.972	71.83	7.801	10:42:53.567	
2 -	36.954	29.552	1:06.506	78.81	1.335	10:44:00.073	
3 -	36.902	29.482	1:06.384	78.95	1.213	10:45:06.457	
4 -	36.764	29.053	1:05.817 (2)	79.63	0.646	10:46:12.274	
5 -	36.691	29.149	1:05.840 (3)	79.61	0.669	10:47:18.114	
6 -	36.319	28.852	1:05.171 (1)	80.42		10:48:23.285	
7 -	37.078	29.152	1:06.230	79.14	1.059	10:49:29.515	
8 -	36.877	29.861	1:06.738	78.53	1.567	10:50:36.253	
9 -	37.186	29.125	1:06.311	79.04	1.140	10:51:42.564	
10 -	37.173	29.595	1:06.768	78.50	1.597	10:52:49.332	
11 -	38.644	29.390	1:08.034	77.04	2.863	10:53:57.366	
12 -	36.983	30.019	1:07.002	78.23	1.831	10:55:04.368	

P12 14 RMT		George DAVIES		Suzuki SV650 - G & B Customs			
IDEAL LAP TIME : 1:06.616		BEST LAP TIME : 1:06.830		DIFFERENCE : 0.214			
LAP	SECTOR 1	SECTOR 2	LAP TIME	MPH	DIFF	TIME OF DAY	
1 -		30.677	1:16.515	68.50	9.685	10:42:57.110	
2 -	38.069	30.406	1:08.475	76.54	1.645	10:44:05.585	
3 -	38.079	30.511	1:08.590	76.41	1.760	10:45:14.175	
4 -	37.923	30.631	1:08.554	76.45	1.724	10:46:22.729	
5 -	37.413	30.078	1:07.491	77.66	0.661	10:47:30.220	
6 -	37.484	30.518	1:08.002	77.08	1.172	10:48:38.222	
7 -	37.804	30.245	1:08.049	77.02	1.219	10:49:46.271	
8 -	37.501	30.915	1:08.416	76.61	1.586	10:50:54.687	
9 -	37.580	30.164	1:07.744	77.37	0.914	10:52:02.431	
10 -	36.760	30.070	1:06.830 (1)	78.43		10:53:09.261	
11 -	37.045	29.856	1:06.901 (2)	78.34	0.071	10:54:16.162	
12 -	37.346	29.977	1:07.323 (3)	77.85	0.493	10:55:23.485	

BMCRC - MRO Championships 2024 - Rnd 2 @ Pembrey

MRO Minitwins & Rookie Minitwins

RACE 5 - SECTOR ANALYSIS



SECTOR 1 = FL to I1, SECTOR 2 = I1 to FL, DIFF = Difference To Personal Best Lap, P = Crossed Finish Line in Pit Lane, D = Time Disallowed

P13 46 RMT Richard HODGES		Suzuki SV650 -				
IDEAL LAP TIME : 1:07.098		BEST LAP TIME : 1:07.324				
		DIFFERENCE : 0.226				
LAP	SECTOR 1	SECTOR 2	LAP TIME	MPH	DIFF	TIME OF DAY
1 -		30.339	1:15.290	69.61	7.966	10:42:55.885
2 -	37.920	30.549	1:08.469	76.55	1.145	10:44:04.354
3 -	37.531	30.298	1:07.829	77.27	0.505	10:45:12.183
4 -	37.347	29.977	1:07.324 (1)	77.85		10:46:19.507
5 -	37.711	29.751	1:07.462 (2)	77.69	0.138	10:47:26.969
6 -	37.824	30.336	1:08.160	76.90	0.836	10:48:35.129
7 -	37.492	30.384	1:07.876	77.22	0.552	10:49:43.005
8 -	38.841	30.717	1:09.558	75.35	2.234	10:50:52.563
9 -	39.007	30.763	1:09.770	75.12	2.446	10:52:02.333
10 -	37.606	30.195	1:07.801 (3)	77.30	0.477	10:53:10.134
11 -	38.198	30.825	1:09.023	75.93	1.699	10:54:19.157
12 -	38.504	30.705	1:09.209	75.73	1.885	10:55:28.366

P14 122 RMT James EGGINTON		Suzuki SV650 - Advance Computer Services - www.ACS.co.uk				
IDEAL LAP TIME : 1:06.617		BEST LAP TIME : 1:06.738				
		DIFFERENCE : 0.121				
LAP	SECTOR 1	SECTOR 2	LAP TIME	MPH	DIFF	TIME OF DAY
1 -		30.310	1:18.382	66.87	11.644	10:42:58.977
2 -	38.796	29.998	1:08.794	76.19	2.056	10:44:07.771
3 -	38.095	30.021	1:08.116	76.95	1.378	10:45:15.887
4 -	37.838	30.176	1:08.014	77.06	1.276	10:46:23.901
5 -	38.163	29.868	1:08.031	77.04	1.293	10:47:31.932
6 -	37.543	32.568	1:10.111	74.76	3.373	10:48:42.043
7 -	38.159	30.175	1:08.334	76.70	1.596	10:49:50.377
8 -	37.963	30.217	1:08.180	76.87	1.442	10:50:58.557
9 -	38.312	30.162	1:08.474	76.54	1.736	10:52:07.031
10 -	37.457	29.800	1:07.257 (2)	77.93	0.519	10:53:14.288
11 -	37.891	30.061	1:07.952 (3)	77.13	1.214	10:54:22.240
12 -	37.578	29.160	1:06.738 (1)	78.53		10:55:28.978

P15 166 RMT Ben KING		Suzuki SV650 -				
IDEAL LAP TIME : 1:07.798		BEST LAP TIME : 1:07.889				
		DIFFERENCE : 0.091				
LAP	SECTOR 1	SECTOR 2	LAP TIME	MPH	DIFF	TIME OF DAY
1 -		30.910	1:17.802	67.37	9.913	10:42:58.397
2 -	39.678	30.502	1:10.180	74.68	2.291	10:44:08.577
3 -	38.773	30.569	1:09.342	75.59	1.453	10:45:17.919
4 -	38.978	30.841	1:09.819	75.07	1.930	10:46:27.738
5 -	38.028	30.330	1:08.358	76.67	0.469	10:47:36.096
6 -	38.000	30.356	1:08.356 (3)	76.68	0.467	10:48:44.452
7 -	37.811	30.583	1:08.394	76.63	0.505	10:49:52.846
8 -	38.310	30.187	1:08.497	76.52	0.608	10:51:01.343
9 -	38.881	30.493	1:09.374	75.55	1.485	10:52:10.717
10 -	38.044	30.143	1:08.187 (2)	76.87	0.298	10:53:18.904
11 -	37.902	29.987	1:07.889 (1)	77.20		10:54:26.793

P16 177 RMT Michael HOPKINS		Suzuki SV650 SK1 - MYSELF				
IDEAL LAP TIME : 1:07.476		BEST LAP TIME : 1:07.476				
		DIFFERENCE : 0.000				
LAP	SECTOR 1	SECTOR 2	LAP TIME	MPH	DIFF	TIME OF DAY
1 -		31.219	1:19.161	66.21	11.685	10:42:59.756
2 -	39.127	30.889	1:10.016	74.86	2.540	10:44:09.772
3 -	38.265	30.763	1:09.028 (2)	75.93	1.552	10:45:18.800
4 -	38.566	31.119	1:09.685	75.21	2.209	10:46:28.485
5 -	38.846	30.996	1:09.842	75.04	2.366	10:47:38.327
6 -	39.248	30.694	1:09.942	74.94	2.466	10:48:48.269
7 -	38.227	30.969	1:09.196 (3)	75.75	1.720	10:49:57.465
8 -	40.171	30.764	1:10.935	73.89	3.459	10:51:08.400
9 -	39.587	30.453	1:10.040	74.83	2.564	10:52:18.440
10 -	38.981	30.777	1:09.758	75.13	2.282	10:53:28.198
11 -	37.255	30.221	1:07.476 (1)	77.68		10:54:35.674

BMCRC - MRO Championships 2024 - Rnd 2 @ Pembrey

MRO Minitwins & Rookie Minitwins

RACE 5 - SECTOR ANALYSIS



SECTOR 1 = FL to I1, SECTOR 2 = I1 to FL, DIFF = Difference To Personal Best Lap, P = Crossed Finish Line in Pit Lane, D = Time Disallowed

P17 75 RMT Tom SVENSEN			Suzuki SV650 - Team TSR - HCL Carsales - RG racing			
IDEAL LAP TIME : 1:08.518		BEST LAP TIME : 1:08.650		DIFFERENCE : 0.132		
LAP	SECTOR 1	SECTOR 2	LAP TIME	MPH	DIFF	TIME OF DAY
1 -		31.410	1:18.923	66.41	10.273	10:42:59.518
2 -	39.228	30.499	1:09.727	75.17	1.077	10:44:09.245
3 -	39.004	30.647	1:09.651	75.25	1.001	10:45:18.896
4 -	39.037	30.788	1:09.825	75.06	1.175	10:46:28.721
5 -	38.978	30.728	1:09.706	75.19	1.056	10:47:38.427
6 -	38.858	30.691	1:09.549 (3)	75.36	0.899	10:48:47.976
7 -	39.252	30.543	1:09.795	75.09	1.145	10:49:57.771
8 -	39.281	31.122	1:10.403	74.45	1.753	10:51:08.174
9 -	38.712	30.950	1:09.662	75.24	1.012	10:52:17.836
10 -	38.907	30.350	1:09.257 (2)	75.68	0.607	10:53:27.093
11 -	38.168	30.482	1:08.650 (1)	76.35		10:54:35.743

P18 101 RMT Eddie WAKLEY			Suzuki SV650 -			
IDEAL LAP TIME : 1:07.579		BEST LAP TIME : 1:08.030		DIFFERENCE : 0.451		
LAP	SECTOR 1	SECTOR 2	LAP TIME	MPH	DIFF	TIME OF DAY
1 -		31.595	1:19.329	66.07	11.299	10:42:59.924
2 -	39.326	31.687	1:11.013	73.81	2.983	10:44:10.937
3 -	38.682	31.926	1:10.608	74.23	2.578	10:45:21.545
4 -	39.347	30.768	1:10.115	74.75	2.085	10:46:31.660
5 -	38.385	30.804	1:09.189	75.75	1.159	10:47:40.849
6 -	38.483	31.391	1:09.874	75.01	1.844	10:48:50.723
7 -	38.165	30.814	1:08.979 (3)	75.98	0.949	10:49:59.702
8 -	38.945	31.175	1:10.120	74.75	2.090	10:51:09.822
9 -	39.328	32.180	1:11.508	73.30	3.478	10:52:21.330
10 -	38.332	30.475	1:08.807 (2)	76.17	0.777	10:53:30.137
11 -	37.104	30.926	1:08.030 (1)	77.04		10:54:38.167

P19 818 Ben RICHARDS			Suzuki SV650 - No Farmers No Food			
IDEAL LAP TIME : 1:08.381		BEST LAP TIME : 1:08.456		DIFFERENCE : 0.075		
LAP	SECTOR 1	SECTOR 2	LAP TIME	MPH	DIFF	TIME OF DAY
1 -		32.330	1:21.662	64.18	13.206	10:43:02.257
2 -	38.666	31.313	1:09.979	74.90	1.523	10:44:12.236
3 -	38.237	31.256	1:09.493	75.42	1.037	10:45:21.729
4 -	38.004	30.761	1:08.765 (2)	76.22	0.309	10:46:30.494
5 -	38.350	30.438	1:08.788 (3)	76.19	0.332	10:47:39.282
6 -	38.645	30.746	1:09.391	75.53	0.935	10:48:48.673
7 -	38.927	30.824	1:09.751	75.14	1.295	10:49:58.424
8 -	39.860	31.232	1:11.092	73.72	2.636	10:51:09.516
9 -	39.912	32.066	1:11.978	72.82	3.522	10:52:21.494
10 -	37.943	30.513	1:08.456 (1)	76.56		10:53:29.950
11 -	38.468	30.676	1:09.144	75.80	0.688	10:54:39.094

P20 30 RMT David LUFF			Suzuki -			
IDEAL LAP TIME : 1:09.293		BEST LAP TIME : 1:09.293		DIFFERENCE : 0.000		
LAP	SECTOR 1	SECTOR 2	LAP TIME	MPH	DIFF	TIME OF DAY
1 -		31.054	1:17.610	67.53	8.317	10:42:58.205
2 -	39.338	30.700	1:10.038 (3)	74.83	0.745	10:44:08.243
3 -	38.689	30.604	1:09.293 (1)	75.64		10:45:17.536
4 -	39.100	30.952	1:10.052	74.82	0.759	10:46:27.588
5 -	39.213	30.950	1:10.163	74.70	0.870	10:47:37.751
6 -	38.990	30.939	1:09.929 (2)	74.95	0.636	10:48:47.680
7 -	40.825	30.932	1:11.757	73.04	2.464	10:49:59.437
8 -	39.777	31.204	1:10.981	73.84	1.688	10:51:10.418
9 -	42.382	31.230	1:13.612	71.20	4.319	10:52:24.030
10 -	39.843	31.573	1:11.416	73.39	2.123	10:53:35.446
11 -	38.762	31.344	1:10.106	74.76	0.813	10:54:45.552

BMCRC - MRO Championships 2024 - Rnd 2 @ Pembrey

MRO Minitwins & Rookie Minitwins

RACE 5 - SECTOR ANALYSIS



SECTOR 1 = FL to I1, SECTOR 2 = I1 to FL, DIFF = Difference To Personal Best Lap, P = Crossed Finish Line in Pit Lane, D = Time Disallowed

P21 47		Tristan BOHANAN		SUZUKI SV 650 -		
IDEAL LAP TIME : 1:09.268		BEST LAP TIME : 1:09.542		DIFFERENCE : 0.274		
LAP	SECTOR 1	SECTOR 2	LAP TIME	MPH	DIFF	TIME OF DAY
1 -		31.057	1:18.210	67.01	8.668	10:42:58.805
2 -	39.499	30.508	1:10.007	74.87	0.465	10:44:08.812
3 -	38.837	30.705	1:09.542 (1)	75.37		10:45:18.354
4 -	38.783	31.174	1:09.957	74.92	0.415	10:46:28.311
5 -	38.829	30.996	1:09.825 (3)	75.06	0.283	10:47:38.136
6 -	38.760	30.901	1:09.661 (2)	75.24	0.119	10:48:47.797
7 -	40.213	30.909	1:11.122	73.69	1.580	10:49:58.919
8 -	39.008	31.365	1:10.373	74.48	0.831	10:51:09.292
9 -	39.712	32.518	1:12.230	72.56	2.688	10:52:21.522
10 -	40.261	31.588	1:11.849	72.95	2.307	10:53:33.371
11 -	39.778	32.497	1:12.275	72.52	2.733	10:54:45.646

P22 777		Richard HIRST		- Northern garage conversion		
IDEAL LAP TIME : 1:10.136		BEST LAP TIME : 1:10.143		DIFFERENCE : 0.007		
LAP	SECTOR 1	SECTOR 2	LAP TIME	MPH	DIFF	TIME OF DAY
1 -		32.207	1:22.160	63.79	12.017	10:43:02.755
2 -	39.814	31.904	1:11.718	73.08	1.575	10:44:14.473
3 -	39.590	32.205	1:11.795	73.00	1.652	10:45:26.268
4 -	39.320	31.792	1:11.112	73.70	0.969	10:46:37.380
5 -	39.794	31.775	1:11.569	73.23	1.426	10:47:48.949
6 -	39.260	32.674	1:11.934	72.86	1.791	10:49:00.883
7 -	39.399	32.097	1:11.496	73.31	1.353	10:50:12.379
8 -	38.996	31.750	1:10.746 (3)	74.09	0.603	10:51:23.125
9 -	38.518	31.625	1:10.143 (1)	74.72		10:52:33.268
10 -	38.663	31.618	1:10.281 (2)	74.58	0.138	10:53:43.549
11 -	39.192	31.806	1:10.998	73.82	0.855	10:54:54.547

P23 444 RMT		Brian HARRISON		Suzuki SV650 -		
IDEAL LAP TIME : 1:08.862		BEST LAP TIME : 1:08.862		DIFFERENCE : 0.000		
LAP	SECTOR 1	SECTOR 2	LAP TIME	MPH	DIFF	TIME OF DAY
1 -		31.720	1:20.784	64.88	11.922	10:43:01.379
2 -	39.407	30.651	1:10.058	74.81	1.196	10:44:11.437
3 -	38.765	31.265	1:10.030 (3)	74.84	1.168	10:45:21.467
4 -	39.177	30.508	1:09.685 (2)	75.21	0.823	10:46:31.152
5 -	38.567	30.295	1:08.862 (1)	76.11		10:47:40.014
6 -	39.202	41.531	1:20.733	64.92	11.871	10:49:00.747
7 -	41.422	32.063	1:13.485	71.32	4.623	10:50:14.232
8 -	40.930	31.983	1:12.913	71.88	4.051	10:51:27.145
9 -	39.904	32.783	1:12.687	72.11	3.825	10:52:39.832
10 -	40.283	32.069	1:12.352	72.44	3.490	10:53:52.184
11 -	40.371	32.872	1:13.243	71.56	4.381	10:55:05.427

P24 17 RMT		Alex BUCHANAN		Suzuki SV650 - novus resourcing		
IDEAL LAP TIME : 1:12.251		BEST LAP TIME : 1:12.602		DIFFERENCE : 0.351		
LAP	SECTOR 1	SECTOR 2	LAP TIME	MPH	DIFF	TIME OF DAY
1 -		32.793	1:21.569	64.25	8.967	10:43:02.164
2 -	41.517	32.689	1:14.206	70.63	1.604	10:44:16.370
3 -	41.508	32.211	1:13.719	71.10	1.117	10:45:30.089
4 -	40.426	32.888	1:13.314	71.49	0.712	10:46:43.403
5 -	41.581	33.200	1:14.781	70.09	2.179	10:47:58.184
6 -	40.713	33.385	1:14.098	70.73	1.496	10:49:12.282
7 -	40.629	32.747	1:13.376	71.43	0.774	10:50:25.658
8 -	40.981	31.898	1:12.879 (3)	71.92	0.277	10:51:38.537
9 -	40.497	32.376	1:12.873 (2)	71.92	0.271	10:52:51.410
10 -	40.353	32.249	1:12.602 (1)	72.19		10:54:04.012
11 -	41.263	32.782	1:14.045	70.78	1.443	10:55:18.057

BMCRC - MRO Championships 2024 - Rnd 2 @ Pembrey

MRO Minitwins & Rookie Minitwins

RACE 5 - SECTOR ANALYSIS



SECTOR 1 = FL to I1, SECTOR 2 = I1 to FL, DIFF = Difference To Personal Best Lap, P = Crossed Finish Line in Pit Lane, D = Time Disallowed

P25 251 RMT		Craig FERRIS		Suzuki SV650 - IMP Racing		
IDEAL LAP TIME : 1:17.354		BEST LAP TIME : 1:17.752		DIFFERENCE : 0.398		
LAP	SECTOR 1	SECTOR 2	LAP TIME	MPH	DIFF	TIME OF DAY
1 -		34.335	1:26.167	60.83	8.415	10:43:06.762
2 -	43.019	34.733	1:17.752 (1)	67.41		10:44:24.514
3 -	43.695	34.845	1:18.540	66.73	0.788	10:45:43.054
4 -	43.187	35.169	1:18.356	66.89	0.604	10:47:01.410
5 -	44.651	35.210	1:19.861	65.63	2.109	10:48:21.271
6 -	43.088	34.789	1:17.877 (3)	67.30	0.125	10:49:39.148
7 -	43.354	35.140	1:18.494	66.77	0.742	10:50:57.642
8 -	43.996	35.508	1:19.504	65.92	1.752	10:52:17.146
9 -	43.833	35.499	1:19.332	66.07	1.580	10:53:36.478
10 -	43.459	34.365	1:17.824 (2)	67.35	0.072	10:54:54.302

P26 113 RMT		Phil ROODT		- Carter Thorne Carpets and flooring 2018 ltd		
IDEAL LAP TIME : 1:09.506		BEST LAP TIME : 1:10.107		DIFFERENCE : 0.601		
LAP	SECTOR 1	SECTOR 2	LAP TIME	MPH	DIFF	TIME OF DAY
1 -		32.016	1:22.452	63.57	12.345	10:43:03.047
2 -	39.594	32.084	1:11.678	73.12	1.571	10:44:14.725
3 -	39.469	31.350	1:10.819 (2)	74.01	0.712	10:45:25.544
4 -	39.340	31.529	1:10.869 (3)	73.96	0.762	10:46:36.413
5 -	39.892	32.018	1:11.910	72.89	1.803	10:47:48.323
6 -	40.135	32.392	1:12.527	72.27	2.420	10:49:00.850
7 -	39.566	31.741	1:11.307	73.50	1.200	10:50:12.157
8 -	40.800	31.485	1:12.285	72.51	2.178	10:51:24.442
9 -	40.345	31.438	1:11.783	73.02	1.676	10:52:36.225
10 -	39.941	30.166	1:10.107 (1)	74.76		10:53:46.332

P27 16 RMT		Adam FREWIN		Suzuki SV650 - Southern Steam Services Ltd		
IDEAL LAP TIME : 1:12.122		BEST LAP TIME : 1:12.449		DIFFERENCE : 0.327		
LAP	SECTOR 1	SECTOR 2	LAP TIME	MPH	DIFF	TIME OF DAY
1 -		33.384	1:23.635	62.67	11.186	10:43:04.230
2 -	39.972	32.477	1:12.449 (1)	72.34		10:44:16.679
3 -	40.022	32.710	1:12.732 (2)	72.06	0.283	10:45:29.411
4 -	40.438	33.667	1:14.105	70.73	1.656	10:46:43.516
5 -	41.808	32.971	1:14.779	70.09	2.330	10:47:58.295
6 -	40.128	33.604	1:13.732	71.08	1.283	10:49:12.027
7 -	40.616	33.426	1:14.042	70.79	1.593	10:50:26.069
8 -	41.077	32.150	1:13.227 (3)	71.58	0.778	10:51:39.296
9 -	40.881	32.843	1:13.724	71.09	1.275	10:52:53.020

P28 237 RMT		Tim WOOD		Suzuki SV650S - Hel Performance		
IDEAL LAP TIME : 1:06.583		BEST LAP TIME : 1:06.657		DIFFERENCE : 0.074		
LAP	SECTOR 1	SECTOR 2	LAP TIME	MPH	DIFF	TIME OF DAY
1 -		30.129	1:14.092	70.74	7.435	10:42:54.687
2 -	38.478	30.980	1:09.458	75.46	2.801	10:44:04.145
3 -	37.501	30.427	1:07.928	77.16	1.271	10:45:12.073
4 -	37.057	30.147	1:07.204 (2)	77.99	0.547	10:46:19.277
5 -	37.384	30.146	1:07.530 (3)	77.61	0.873	10:47:26.807
6 -	37.458	30.317	1:07.775	77.33	1.118	10:48:34.582
7 -	37.131	29.526	1:06.657 (1)	78.63		10:49:41.239

P29 34		Andrew JOHNSON		Suzuki SV650 - Rose & Charlie Racing		
IDEAL LAP TIME :		BEST LAP TIME :		DIFFERENCE :		
LAP	SECTOR 1	SECTOR 2	LAP TIME	MPH	DIFF	TIME OF DAY
1 -		29.836	1:13.502	71.31		10:42:54.097

BMCRC - MRO Championships 2024 - Rnd 2 @ Pembrey

MRO Minitwins & Rookie Minitwins

RACE 5 - BEST SECTORS

SECTOR 1			SECTOR 2			IDEAL / BEST COMPARISON						
POS	NO	NAME	TIME	NO	NAME	TIME	POS	NO	NAME	IDEAL	BEST	DIFF
									PERFECT LAP	1:02.216		
1	22	DOWDS	34.442	1	TWYFORD	27.774	1	22	DOWDS	1:02.338	1:02.338	0.000
2	1	TWYFORD	34.730	22	DOWDS	27.896	2	1	TWYFORD	1:02.504	1:03.097	0.593
3	333	LINDEMANN	34.752	333	LINDEMANN	28.156	3	333	LINDEMANN	1:02.908	1:03.064	0.156
4	19	LILLEY	35.538	3	ARBON	28.516	4	19	LILLEY	1:04.096	1:04.294	0.198
5	21	FINNIS	35.645	19	LILLEY	28.558	5	21	FINNIS	1:04.327	1:04.327	0.000
6	3	ARBON	35.976	21	FINNIS	28.682	6	3	ARBON	1:04.492	1:04.492	0.000
7	15	SVENSEN	36.000	33	COSTIN	28.843	7	33	COSTIN	1:05.075	1:05.075	0.000
8	81	MAY	36.112	115	MAHER	28.852	8	115	MAHER	1:05.171	1:05.171	0.000
9	67	HARVEY	36.200	67	HARVEY	29.130	9	81	MAY	1:05.308	1:05.536	0.228
10	33	COSTIN	36.232	122	EGGINTON	29.160	10	67	HARVEY	1:05.330	1:05.501	0.171
11	115	MAHER	36.319	81	MAY	29.196	11	15	SVENSEN	1:05.356	1:05.587	0.231
12	14	DAVIES	36.760	15	SVENSEN	29.356	12	237	WOOD	1:06.583	1:06.657	0.074
13	237	WOOD	37.057	237	WOOD	29.526	13	14	DAVIES	1:06.616	1:06.830	0.214
14	101	WAKLEY	37.104	46	HODGES	29.751	14	122	EGGINTON	1:06.617	1:06.738	0.121
15	177	HOPKINS	37.255	34	JOHNSON	29.836	15	46	HODGES	1:07.098	1:07.324	0.226
16	46	HODGES	37.347	14	DAVIES	29.856	16	177	HOPKINS	1:07.476	1:07.476	0.000
17	122	EGGINTON	37.457	166	KING	29.987	17	101	WAKLEY	1:07.579	1:08.030	0.451
18	166	KING	37.811	113	ROODT	30.166	18	166	KING	1:07.798	1:07.889	0.091
19	818	RICHARDS	37.943	177	HOPKINS	30.221	19	818	RICHARDS	1:08.381	1:08.456	0.075
20	75	SVENSEN	38.168	444	HARRISON	30.295	20	75	SVENSEN	1:08.518	1:08.650	0.132
21	777	HIRST	38.518	75	SVENSEN	30.350	21	444	HARRISON	1:08.862	1:08.862	0.000
22	444	HARRISON	38.567	818	RICHARDS	30.438	22	47	BOHANAN	1:09.268	1:09.542	0.274
23	30	LUFF	38.689	101	WAKLEY	30.475	23	30	LUFF	1:09.293	1:09.293	0.000
24	47	BOHANAN	38.760	47	BOHANAN	30.508	24	113	ROODT	1:09.506	1:10.107	0.601
25	113	ROODT	39.340	30	LUFF	30.604	25	777	HIRST	1:10.136	1:10.143	0.007
26	16	FREWIN	39.972	777	HIRST	31.618	26	16	FREWIN	1:12.122	1:12.449	0.327
27	17	BUCHANAN	40.353	17	BUCHANAN	31.898	27	17	BUCHANAN	1:12.251	1:12.602	0.351
28	251	FERRIS	43.019	16	FREWIN	32.150	28	251	FERRIS	1:17.354	1:17.752	0.398
29				251	FERRIS	34.335	29	34	JOHNSON			

BMCRC - MRO Championships 2024 - Rnd 2 @ Pembrey

MRO Minitwins & Rookie Minitwins

RACE 5 - STATISTICS

Competitors Started	29
Planned Start	2024-04-14 @ 11:00:00.000
Actual Start	2024-04-14 @ 10:41:40.595
Finish Time	2024-04-14 @ 10:54:25.769
Track Length	1.4560mi.
Total Laps	315
Total Distance Covered	458.6400mi.

Session Fastest Lap History

NO	CL	NAME	LAP TIME	TIME OF DAY	LAP	VEHICLE
22		Darren DOWDS	1:03.544	10:43:52.077	2	Suzuki SV 650
333		David LINDEMANN	1:03.330	10:43:52.175	2	Suzuki SV650
22		Darren DOWDS	1:03.203	10:44:55.281	3	Suzuki SV 650
333		David LINDEMANN	1:03.193	10:45:59.859	4	Suzuki SV650
22		Darren DOWDS	1:03.117	10:47:02.310	5	Suzuki SV 650
333		David LINDEMANN	1:03.064	10:47:02.923	5	Suzuki SV650
22		Darren DOWDS	1:02.338	10:54:25.784	12	Suzuki SV 650

Session Leader History

NO	CL	NAME	FROM LAP	LAPS LED	DISTANCE	VEHICLE
22		Darren DOWDS	1	5	7.28 miles	Suzuki SV 650
1		David TWYFORD	6	1	1.45 miles	Suzuki SV650
22		Darren DOWDS	7	6	8.73 miles	Suzuki SV 650

Flag History

TYPE	TIME OF DAY
GREEN	10:41:40.595
FINISH	10:54:25.769

Flag Statistics

TYPE	COUNT	TOTAL LAPS	TOTAL TIME
Green	1	12	13:59.824
Red	0	0	0.000
Safety Car	0	0	0.000
FCY	0	0	0.000

BMCRC - MRO Championships 2024 - Rnd 2 @ Pembrey

MRO Minitwins & Rookie Minitwins

RACE 5 - STATISTICS

CLASS :

15 Starters

Fastest Lap History

NO	NAME	LAP TIME	TIME OF DAY	LAP	VEHICLE
22	Darren DOWDS	1:03.544	10:43:52.077	2	Suzuki SV 650
333	David LINDEMANN	1:03.330	10:43:52.175	2	Suzuki SV650
22	Darren DOWDS	1:03.203	10:44:55.281	3	Suzuki SV 650
333	David LINDEMANN	1:03.193	10:45:59.859	4	Suzuki SV650
22	Darren DOWDS	1:03.117	10:47:02.310	5	Suzuki SV 650
333	David LINDEMANN	1:03.064	10:47:02.923	5	Suzuki SV650
22	Darren DOWDS	1:02.338	10:54:25.784	12	Suzuki SV 650

Leader History

NO	NAME	FROM LAP	LAPS LED	DISTANCE	VEHICLE
22	Darren DOWDS	1	5	7.28 miles	Suzuki SV 650
1	David TWYFORD	6	1	1.45 miles	Suzuki SV650
22	Darren DOWDS	7	6	8.73 miles	Suzuki SV 650

BMCRC - MRO Championships 2024 - Rnd 2 @ Pembrey

MRO Minitwins & Rookie Minitwins

RACE 5 - STATISTICS

CLASS : RMT

14 Starters

Fastest Lap History

NO	NAME	LAP TIME	TIME OF DAY	LAP	VEHICLE
237	Tim WOOD	1:09.458	10:44:04.158	2	Suzuki SV650S
46	Richard HODGES	1:08.469	10:44:04.371	2	Suzuki SV650
237	Tim WOOD	1:07.928	10:45:12.087	3	Suzuki SV650S
46	Richard HODGES	1:07.829	10:45:12.199	3	Suzuki SV650
237	Tim WOOD	1:07.204	10:46:19.292	4	Suzuki SV650S
237	Tim WOOD	1:06.657	10:49:41.253	7	Suzuki SV650S

Leader History

NO	NAME	FROM LAP	LAPS LED	DISTANCE	VEHICLE
237	Tim WOOD	1	7	10.19 miles	Suzuki SV650S
46	Richard HODGES	8	2	2.91 miles	Suzuki SV650
14	George DAVIES	10	3	4.36 miles	Suzuki SV650

BMCRC - MRO Championships 2024 - Rnd 2 @ Pembrey

MRO Minitwins & Rookie Minitwins

RACE 15 - GRID (12 Laps)

ROW 11		32	281	Daniel FARLEY	31	111	Freddie BATE			
ROW 10	30	70	Colin HALL	29	251	Craig FERRIS	28	17	Alex BUCHANAN	
ROW 9		27	16	Adam FREWIN	26	777	Richard HIRST	25	113	Phil ROODT
ROW 8	24	47	Tristan BOHANAN	23	30	David LUFF	22	444	Brian HARRISON	
ROW 7		21	75	Tom SVENSEN	20	818	Ben RICHARDS	19	34	Andrew JOHNSON
ROW 6	18	101	Eddie WAKLEY	17	166	Ben KING	16	177	Michael HOPKINS	
ROW 5		15	46	Richard HODGES	14	14	George DAVIES	13	122	James EGGINTON
ROW 4	12	237	Tim WOOD	11	15	James SVENSEN	10	81	Malvern MAY	
ROW 3		9	67	Simon HARVEY	8	115	Brian MAHER	7	33	Steve COSTIN
ROW 2	6	3	Oliver ARBON	5	21	Toby FINNIS	4	19	Kevin LILLEY	
ROW 1		3	1	David TWYFORD	2	333	David LINDEMANN	1	22	Darren DOWDS
									Pole	

These results are provisional until the conclusion of any judicial and technical matters.

Pembrey National: 1.4560 miles

Clerk Of Course:	Stewards:	Timekeeper:	<i>Craig Smith</i>	
------------------	-----------	-------------	--------------------	--

Results can be found at www.tsl-timing.com

Printed - 10:57 Sunday, 14 April 2024





BMCRC - MRO Championships 2024 - Rnd 2 @ Pembrey

MRO Minitwins & Rookie Minitwins

RACE 15 - CLASSIFICATION

Race Distance: 12 Laps / 17.47 miles



POS	NO	CL	PIC	NAME	ENTRY	LAPS	TIME	GAP	DIFF	MPH	BEST	ON	GRD	↑↓
1	22		1	Darren DOWDS	Suzuki SV 650 - Sublime Dsg Ltd	12	12:46.463			82.06	1:03.026	3	1	0
2	1		2	David TWYFORD	Suzuki SV650 - IMP Racing, MHP, Chris Cowan	12	12:46.569	0.106	0.106	82.05	1:02.502	3	3	1
3	3		3	Oliver ARBON	Suzuki SV650 - TT Plumbing & Heating	12	13:00.181	13.718	13.612	80.62	1:03.930	10	6	3
4	333		4	David LINDEMANN	Suzuki SV650 - Giraffe Decorators	12	13:05.446	18.983	5.265	80.08	1:04.123	2	2	-2
5	19		5	Kevin LILLEY	SUZUKI SV650 - Trafalgar Cleaning Eqpt. / Steve Jordan M	12	13:05.752	19.289	0.306	80.04	1:04.158	2	4	-1
6	21		6	Toby FINNIS	Suzuki SV650 - Crawfords/ TEY FS/ HAM	12	13:14.021	27.558	8.269	79.21	1:04.950	7	5	-1
7	33		7	Steve COSTIN	Suzuki SV650 - Sublime Designs / T.M Services/ ATP Motor	12	13:15.895	29.432	1.874	79.02	1:05.280	2	7	0
8	81		8	Malvern MAY	Suzuki SV650 - IMP racing	12	13:17.662	31.199	1.767	78.85	1:05.096	10	10	2
9	67		9	Simon HARVEY	Suzuki SV650 - Retirement Fund Racing	12	13:20.736	34.273	3.074	78.55	1:05.566	8	9	0
10	15		10	James SVENSEN	Suzuki SV650S - Team TSR - HCL - RG Racing	12	13:20.819	34.356	0.083	78.54	1:05.337	2	11	1
11	115		11	Brian MAHER	Suzuki SV650 - Spraytech /Espresso Solutions	12	13:36.113	49.650	15.294	77.07	1:06.325	3	8	-3
12	16		12	Harry GOWER	Suzuki SV 650 -	12	13:46.467	1:00.004	10.354	76.10	1:06.375	11	33	21
13	14	RMT	1	George DAVIES	Suzuki SV650 - G & B Customs	11	12:48.827	1 Lap	1 Lap	74.99	1:07.935	10	14	1
14	177	RMT	2	Michael HOPKINS	Suzuki SV650 SK1 - MYSELF	11	12:50.272	1 Lap	1.445	74.85	1:08.595	7	16	2
15	237	RMT	3	Tim WOOD	Suzuki SV650S - Hel Performance	11	12:50.611	1 Lap	0.339	74.82	1:07.138	11	12	-3
16	122	RMT	4	James EGGINTON	Suzuki SV650 - Advance Computer Services - www.ACS.co	11	12:51.883	1 Lap	1.272	74.69	1:07.686	10	13	-3
17	30	RMT	5	David LUFF	Suzuki -	11	12:53.960	1 Lap	2.077	74.49	1:08.455	11	23	6
18	47		13	Tristan BOHANAN	SUZUKI SV 650 -	11	12:58.181	1 Lap	4.221	74.09	1:09.347	4	24	6
19	818		14	Ben RICHARDS	Suzuki SV650 - No Farmers No Food	11	12:58.308	1 Lap	0.127	74.08	1:08.819	9	20	1
20	75	RMT	6	Tom SVENSEN	Suzuki SV650 - Team TSR - HCL Carsales - RG racing	11	13:00.825	1 Lap	2.517	73.84	1:09.150	11	21	1
21	46	RMT	7	Richard HODGES	Suzuki SV650 -	11	13:02.591	1 Lap	1.766	73.67	1:09.533	8	15	-6
22	777		15	Richard HIRST	- Northern garage conversion	11	13:20.624	1 Lap	18.033	72.01	1:10.970	11	26	4
23	101	RMT	8	Eddie WAKLEY	Suzuki SV650 -	11	13:20.692	1 Lap	0.068	72.00	1:10.177	9	18	-5
24	17	RMT	9	Alex BUCHANAN	Suzuki SV650 - novus resourcing	11	13:51.246	1 Lap	30.554	69.36	1:13.527	2	28	4
25	251	RMT	10	Craig FERRIS	Suzuki SV650 - IMP Racing	10	13:15.301	2 Laps	1 Lap	65.90	1:17.647	10	29	4

NOT CLASSIFIED

DNF	166	RMT		Ben KING	Suzuki SV650 -	2	2:24.322	10 Laps	8 Laps	72.63	1:08.611	2	17	
-----	-----	-----	--	----------	----------------	---	----------	---------	--------	-------	----------	---	----	--

FASTEST LAP

	1			David TWYFORD	Suzuki SV650 - IMP Racing, MHP, Chris Cowan	3	1:02.502			83.86 mph			134.96 kph	
	237	RMT		Tim WOOD	Suzuki SV650S - Hel Performance	11	1:07.138			78.07 mph			125.64 kph	

Comments:

Class - 92.5% of Race Speed = 75.90 mph

Class RMT - 92.5% of Race Speed = 69.36 mph

Weather / Track : Cloudy / Dry

Date: 14/04/2024 Start: 15:05 Finish: 15:17

These results are provisional until the conclusion of any judicial and technical matters.

Pembrey National: 1.4560 miles

Clerk Of Course:	Stewards:	Timekeeper:	<i>Craig Smith</i>	
------------------	-----------	-------------	--------------------	--

Results can be found at www.tsl-timing.com

Printed - 15:20 Sunday, 14 April 2024



BMCRC - MRO Championships 2024 - Rnd 2 @ Pembrey

MRO Minitwins & Rookie Minitwins

RACE 15 - POSITION CHART

No	Name	Lap Pos	Lap											
			1	2	3	4	5	6	7	8	9	10	11	12
22	DOWDS	1	22	22	1	1	22	22	22	22	1	22	22	22
333	LINDEMANN	2	1	1	22	22	1	1	1	1	22	1	1	1
1	TWYFORD	3	19	19	333	333	333	19	19	3	3	3	3	3
19	LILLEY	4	333	333	19	19	19	3	3	19	19	333	333	333
21	FINNIS	5	3	3	3	3	3	333	333	333	333	19	19	19
3	ARBON	6	33	33	33	33	33	21	21	21	21	21	21	21
33	COSTIN	7	81	81	81	81	21	33	33	33	33	33	33	33
115	MAHER	8	21	21	21	21	81	81	15	81	81	81	81	81
67	HARVEY	9	15	15	15	15	15	15	81	67	15	15	67	67
81	MAY	10	115	67	67	67	67	67	67	15	67	67	15	15
15	SVENSEN	11	67	115	115	115	115	115	115	115	115	115	115	115
237	WOOD	12	177	177	177	177	177	16	16	16	16	16	16	16
122	EGGINTON	13	166	166	14	14	14	177	177	177	177	177	14	
14	DAVIES	14	14	14	16	16	16	14	14	14	14	14	177	
46	HODGES	15	30	122	122	122	47	122	122	122	122	122	237	
177	HOPKINS	16	46	16	47	47	122	47	47	30	237	237	122	
166	KING	17	16	30	30	30	30	30	30	237	30	30	30	
101	WAKLEY	18	122	47	818	46	46	46	237	47	47	47	47	
818	RICHARDS	19	818	818	46	818	818	818	46	46	818	818	818	
75	SVENSEN	20	47	237	75	75	75	237	818	818	46	75	75	
30	LUFF	21	75	46	237	237	237	75	75	75	75	46	46	
47	BOHANAN	22	237	75	777	777	777	101	101	777	101	101	777	
777	HIRST	23	17	777	17	101	101	777	777	101	777	777	101	
17	BUCHANAN	24	777	17	101	17	17	17	17	17	17	17	17	
251	FERRIS	25	101	101	251	251	251	251	251	251	251	251		
16	GOWER	26	251	251										

BMCRC - MRO Championships 2024 - Rnd 2 @ Pembrey

MRO Minitwins & Rookie Minitwins

RACE 15 - SECTOR ANALYSIS



SECTOR 1 = FL to I1, SECTOR 2 = I1 to FL, DIFF = Difference To Personal Best Lap, P = Crossed Finish Line in Pit Lane, D = Time Disallowed

P1		22		Darren DOWDS		Suzuki SV 650 - Sublime Dsg Ltd	
IDEAL LAP TIME : 1:02.851		BEST LAP TIME : 1:03.026		DIFFERENCE : 0.175			
LAP	SECTOR 1	SECTOR 2	LAP TIME	MPH	DIFF	TIME OF DAY	
1 -		28.336	1:07.940	77.15	4.914	15:06:20.636	
2 -	35.099	28.205	1:03.304	82.80	0.278	15:07:23.940	
3 -	34.912	28.114	1:03.026 (1)	83.16		15:08:26.966	
4 -	34.933	28.185	1:03.118 (2)	83.04	0.092	15:09:30.084	
5 -	34.782	28.677	1:03.459	82.59	0.433	15:10:33.543	
6 -	35.103	28.552	1:03.655	82.34	0.629	15:11:37.198	
7 -	35.707	28.503	1:04.210	81.63	1.184	15:12:41.408	
8 -	35.291	28.574	1:03.865	82.07	0.839	15:13:45.273	
9 -	35.114	28.074	1:03.188 (3)	82.95	0.162	15:14:48.461	
10 -	34.777	28.571	1:03.348	82.74	0.322	15:15:51.809	
11 -	35.117	28.311	1:03.428	82.63	0.402	15:16:55.237	
12 -	35.796	28.126	1:03.922	81.99	0.896	15:17:59.159	

P2		1		David TWYFORD		Suzuki SV650 - IMP Racing, MHP, Chris Cowan	
IDEAL LAP TIME : 1:02.502		BEST LAP TIME : 1:02.502		DIFFERENCE : 0.000			
LAP	SECTOR 1	SECTOR 2	LAP TIME	MPH	DIFF	TIME OF DAY	
1 -		28.245	1:08.085	76.98	5.583	15:06:20.781	
2 -	35.170	28.056	1:03.226 (3)	82.90	0.724	15:07:24.007	
3 -	34.611	27.891	1:02.502 (1)	83.86		15:08:26.509	
4 -	35.177	28.224	1:03.401	82.67	0.899	15:09:29.910	
5 -	35.146	28.630	1:03.776	82.18	1.274	15:10:33.686	
6 -	35.082	28.497	1:03.579	82.44	1.077	15:11:37.265	
7 -	35.909	28.383	1:04.292	81.52	1.790	15:12:41.557	
8 -	35.149	28.683	1:03.832	82.11	1.330	15:13:45.389	
9 -	34.760	28.050	1:02.810 (2)	83.45	0.308	15:14:48.199	
10 -	35.323	28.559	1:03.882	82.05	1.380	15:15:52.081	
11 -	35.194	28.390	1:03.584	82.43	1.082	15:16:55.665	
12 -	35.615	27.985	1:03.600	82.41	1.098	15:17:59.265	

P3		3		Oliver ARBON		Suzuki SV650 - TT Plumbing & Heating	
IDEAL LAP TIME : 1:03.930		BEST LAP TIME : 1:03.930		DIFFERENCE : 0.000			
LAP	SECTOR 1	SECTOR 2	LAP TIME	MPH	DIFF	TIME OF DAY	
1 -		28.832	1:10.558	74.28	6.628	15:06:23.254	
2 -	35.738	28.324	1:04.062 (2)	81.82	0.132	15:07:27.316	
3 -	35.825	28.360	1:04.185 (3)	81.66	0.255	15:08:31.501	
4 -	36.122	28.345	1:04.467	81.30	0.537	15:09:35.968	
5 -	35.921	28.549	1:04.470	81.30	0.540	15:10:40.438	
6 -	36.655	28.321	1:04.976	80.66	1.046	15:11:45.414	
7 -	35.915	28.538	1:04.453	81.32	0.523	15:12:49.867	
8 -	36.299	28.619	1:04.918	80.74	0.988	15:13:54.785	
9 -	35.958	28.721	1:04.679	81.04	0.749	15:14:59.464	
10 -	35.646	28.284	1:03.930 (1)	81.98		15:16:03.394	
11 -	35.974	28.683	1:04.657	81.06	0.727	15:17:08.051	
12 -	36.197	28.629	1:04.826	80.85	0.896	15:18:12.877	

BMCRC - MRO Championships 2024 - Rnd 2 @ Pembrey

MRO Minitwins & Rookie Minitwins

RACE 15 - SECTOR ANALYSIS



SECTOR 1 = FL to I1, SECTOR 2 = I1 to FL, DIFF = Difference To Personal Best Lap, P = Crossed Finish Line in Pit Lane, D = Time Disallowed

P4 333		David LINDEMANN		Suzuki SV650 - Giraffe Decorators			
IDEAL LAP TIME : 1:03.964		BEST LAP TIME : 1:04.123		DIFFERENCE : 0.159			
LAP	SECTOR 1	SECTOR 2	LAP TIME	MPH	DIFF	TIME OF DAY	
1 -		28.536	1:09.290	75.64	5.167	15:06:21.986	
2 -	35.684	28.439	1:04.123 (1)	81.74		15:07:26.109	
3 -	35.525	28.618	1:04.143 (2)	81.71	0.020	15:08:30.252	
4 -	35.762	28.876	1:04.638	81.09	0.515	15:09:34.890	
5 -	36.131	29.170	1:05.301	80.26	1.178	15:10:40.191	
6 -	36.560	29.080	1:05.640	79.85	1.517	15:11:45.831	
7 -	35.739	28.504	1:04.243 (3)	81.59	0.120	15:12:50.074	
8 -	36.268	28.716	1:04.984	80.65	0.861	15:13:55.058	
9 -	37.669	28.935	1:06.604	78.69	2.481	15:15:01.662	
10 -	37.201	29.228	1:06.429	78.90	2.306	15:16:08.091	
11 -	36.143	29.075	1:05.218	80.37	1.095	15:17:13.309	
12 -	36.233	28.600	1:04.833	80.84	0.710	15:18:18.142	

P5 19		Kevin LILLEY		SUZUKI SV650 - Trafalgar Cleaning Eqpt. / Steve Jordan Motorc			
IDEAL LAP TIME : 1:04.037		BEST LAP TIME : 1:04.158		DIFFERENCE : 0.121			
LAP	SECTOR 1	SECTOR 2	LAP TIME	MPH	DIFF	TIME OF DAY	
1 -		28.560	1:09.083	75.87	4.925	15:06:21.779	
2 -	35.687	28.471	1:04.158 (1)	81.69		15:07:25.937	
3 -	36.116	28.780	1:04.896	80.76	0.738	15:08:30.833	
4 -	35.920	28.594	1:04.514 (2)	81.24	0.356	15:09:35.347	
5 -	35.900	29.119	1:05.019	80.61	0.861	15:10:40.366	
6 -	35.825	28.763	1:04.588 (3)	81.15	0.430	15:11:44.954	
7 -	36.240	28.608	1:04.848	80.82	0.690	15:12:49.802	
8 -	36.238	28.791	1:05.029	80.60	0.871	15:13:54.831	
9 -	37.488	29.088	1:06.576	78.73	2.418	15:15:01.407	
10 -	37.665	29.459	1:07.124	78.08	2.966	15:16:08.531	
11 -	36.321	28.646	1:04.967	80.68	0.809	15:17:13.498	
12 -	36.600	28.350	1:04.950	80.70	0.792	15:18:18.448	

P6 21		Toby FINNIS		Suzuki SV650 - Crawfords/ TEY FS/ HAM			
IDEAL LAP TIME : 1:04.726		BEST LAP TIME : 1:04.950		DIFFERENCE : 0.224			
LAP	SECTOR 1	SECTOR 2	LAP TIME	MPH	DIFF	TIME OF DAY	
1 -		30.159	1:12.300	72.49	7.350	15:06:24.996	
2 -	35.967	29.050	1:05.017 (2)	80.61	0.067	15:07:30.013	
3 -	36.520	29.253	1:05.773	79.69	0.823	15:08:35.786	
4 -	37.176	29.318	1:06.494	78.82	1.544	15:09:42.280	
5 -	36.431	29.468	1:05.899	79.53	0.949	15:10:48.179	
6 -	36.524	29.656	1:06.180	79.20	1.230	15:11:54.359	
7 -	35.906	29.044	1:04.950 (1)	80.70		15:12:59.309	
8 -	36.213	29.123	1:05.336	80.22	0.386	15:14:04.645	
9 -	36.128	29.190	1:05.318	80.24	0.368	15:15:09.963	
10 -	36.132	29.159	1:05.291 (3)	80.28	0.341	15:16:15.254	
11 -	36.191	29.544	1:05.735	79.73	0.785	15:17:20.989	
12 -	35.682	30.046	1:05.728	79.74	0.778	15:18:26.717	

BMCRC - MRO Championships 2024 - Rnd 2 @ Pembrey

MRO Minitwins & Rookie Minitwins

RACE 15 - SECTOR ANALYSIS



SECTOR 1 = FL to I1, SECTOR 2 = I1 to FL, DIFF = Difference To Personal Best Lap, P = Crossed Finish Line in Pit Lane, D = Time Disallowed

P7 33 Steve COSTIN		Suzuki SV650 - Sublime Designs / T.M Services/ ATP Motorsport				
IDEAL LAP TIME : 1:05.144		BEST LAP TIME : 1:05.280		DIFFERENCE : 0.136		
LAP	SECTOR 1	SECTOR 2	LAP TIME	MPH	DIFF	TIME OF DAY
1 -		29.425	1:11.017	73.80	5.737	15:06:23.713
2 -	36.454	28.826	1:05.280 (1)	80.29		15:07:28.993
3 -	36.982	29.454	1:06.436	78.89	1.156	15:08:35.429
4 -	36.861	29.391	1:06.252	79.11	0.972	15:09:41.681
5 -	36.587	29.460	1:06.047	79.36	0.767	15:10:47.728
6 -	36.782	30.025	1:06.807	78.45	1.527	15:11:54.535
7 -	36.318	29.147	1:05.465 (3)	80.06	0.185	15:13:00.000
8 -	36.325	29.014	1:05.339 (2)	80.22	0.059	15:14:05.339
9 -	36.502	29.191	1:05.693	79.78	0.413	15:15:11.032
10 -	36.504	28.980	1:05.484	80.04	0.204	15:16:16.516
11 -	36.605	29.340	1:05.945	79.48	0.665	15:17:22.461
12 -	36.805	29.325	1:06.130	79.26	0.850	15:18:28.591

P8 81 Malvern MAY		Suzuki SV650 - IMP racing				
IDEAL LAP TIME : 1:04.970		BEST LAP TIME : 1:05.096		DIFFERENCE : 0.126		
LAP	SECTOR 1	SECTOR 2	LAP TIME	MPH	DIFF	TIME OF DAY
1 -		29.249	1:11.548	73.25	6.452	15:06:24.244
2 -	36.192	29.059	1:05.251 (2)	80.32	0.155	15:07:29.495
3 -	36.771	29.279	1:06.050	79.35	0.954	15:08:35.545
4 -	37.027	29.510	1:06.537	78.77	1.441	15:09:42.082
5 -	36.965	29.423	1:06.388	78.95	1.292	15:10:48.470
6 -	36.514	29.805	1:06.319	79.03	1.223	15:11:54.789
7 -	36.723	29.248	1:05.971	79.45	0.875	15:13:00.760
8 -	36.223	29.262	1:05.485 (3)	80.04	0.389	15:14:06.245
9 -	36.555	29.023	1:05.578	79.92	0.482	15:15:11.823
10 -	35.947	29.149	1:05.096 (1)	80.52		15:16:16.919
11 -	36.420	29.712	1:06.132	79.25	1.036	15:17:23.051
12 -	37.875	29.432	1:07.307	77.87	2.211	15:18:30.358

P9 67 Simon HARVEY		Suzuki SV650 - Retirement Fund Racing				
IDEAL LAP TIME : 1:05.450		BEST LAP TIME : 1:05.566		DIFFERENCE : 0.116		
LAP	SECTOR 1	SECTOR 2	LAP TIME	MPH	DIFF	TIME OF DAY
1 -		29.775	1:13.043	71.76	7.477	15:06:25.739
2 -	36.739	29.139	1:05.878	79.56	0.312	15:07:31.617
3 -	36.900	29.272	1:06.172	79.21	0.606	15:08:37.789
4 -	36.734	29.282	1:06.016	79.39	0.450	15:09:43.805
5 -	36.460	29.111	1:05.571 (2)	79.93	0.005	15:10:49.376
6 -	36.456	29.340	1:05.796 (3)	79.66	0.230	15:11:55.172
7 -	36.606	29.352	1:05.958	79.46	0.392	15:13:01.130
8 -	36.339	29.227	1:05.566 (1)	79.94		15:14:06.696
9 -	37.596	29.492	1:07.088	78.13	1.522	15:15:13.784
10 -	37.512	29.231	1:06.743	78.53	1.177	15:16:20.527
11 -	37.098	29.329	1:06.427	78.90	0.861	15:17:26.954
12 -	36.833	29.645	1:06.478	78.84	0.912	15:18:33.432

BMCRC - MRO Championships 2024 - Rnd 2 @ Pembrey

MRO Minitwins & Rookie Minitwins

RACE 15 - SECTOR ANALYSIS



SECTOR 1 = FL to I1, SECTOR 2 = I1 to FL, DIFF = Difference To Personal Best Lap, P = Crossed Finish Line in Pit Lane, D = Time Disallowed

P10 15		James SVENSEN		Suzuki SV650S - Team TSR - HCL - RG Racing			
IDEAL LAP TIME : 1:05.337		BEST LAP TIME : 1:05.337		DIFFERENCE : 0.000			
LAP	SECTOR 1	SECTOR 2	LAP TIME	MPH	DIFF	TIME OF DAY	
1 -		30.109	1:12.678	72.12	7.341	15:06:25.374	
2 -	36.085	29.252	1:05.337 (1)	80.22		15:07:30.711	
3 -	36.178	29.642	1:05.820 (3)	79.63	0.483	15:08:36.531	
4 -	36.997	29.368	1:06.365	78.98	1.028	15:09:42.896	
5 -	36.437	29.469	1:05.906	79.53	0.569	15:10:48.802	
6 -	36.445	29.710	1:06.155	79.23	0.818	15:11:54.957	
7 -	36.122	29.319	1:05.441 (2)	80.09	0.104	15:13:00.398	
8 -	36.373	30.264	1:06.637	78.65	1.300	15:14:07.035	
9 -	37.034	29.483	1:06.517	78.80	1.180	15:15:13.552	
10 -	37.404	29.428	1:06.832	78.42	1.495	15:16:20.384	
11 -	37.445	29.455	1:06.900	78.34	1.563	15:17:27.284	
12 -	36.714	29.517	1:06.231	79.14	0.894	15:18:33.515	

P11 115		Brian MAHER		Suzuki SV650 - Spraytech /Espresso Solutions			
IDEAL LAP TIME : 1:06.325		BEST LAP TIME : 1:06.325		DIFFERENCE : 0.000			
LAP	SECTOR 1	SECTOR 2	LAP TIME	MPH	DIFF	TIME OF DAY	
1 -		30.024	1:12.872	71.92	6.547	15:06:25.568	
2 -	37.442	29.590	1:07.032 (2)	78.19	0.707	15:07:32.600	
3 -	37.005	29.320	1:06.325 (1)	79.02		15:08:38.925	
4 -	37.735	29.497	1:07.232	77.96	0.907	15:09:46.157	
5 -	37.167	29.872	1:07.039 (3)	78.18	0.714	15:10:53.196	
6 -	37.423	30.161	1:07.584	77.55	1.259	15:12:00.780	
7 -	37.928	30.273	1:08.201	76.85	1.876	15:13:08.981	
8 -	37.870	30.028	1:07.898	77.19	1.573	15:14:16.879	
9 -	38.135	30.089	1:08.224	76.82	1.899	15:15:25.103	
10 -	37.675	29.882	1:07.557	77.58	1.232	15:16:32.660	
11 -	37.818	30.019	1:07.837	77.26	1.512	15:17:40.497	
12 -	37.937	30.375	1:08.312	76.73	1.987	15:18:48.809	

P12 16		Harry GOWER		Suzuki SV 650 -			
IDEAL LAP TIME : 1:06.375		BEST LAP TIME : 1:06.375		DIFFERENCE : 0.000			
LAP	SECTOR 1	SECTOR 2	LAP TIME	MPH	DIFF	TIME OF DAY	
1 -		32.411	1:17.875	67.30	11.500	15:06:30.571	
2 -	38.123	31.182	1:09.305	75.63	2.930	15:07:39.876	
3 -	40.551	31.024	1:11.575	73.23	5.200	15:08:51.451	
4 -	38.112	30.941	1:09.053	75.90	2.678	15:10:00.504	
5 -	37.069	30.339	1:07.408	77.75	1.033	15:11:07.912	
6 -	37.383	30.837	1:08.220	76.83	1.845	15:12:16.132	
7 -	36.850	30.465	1:07.315	77.86	0.940	15:13:23.447	
8 -	36.939	30.733	1:07.672	77.45	1.297	15:14:31.119	
9 -	37.547	29.681	1:07.228 (3)	77.96	0.853	15:15:38.347	
10 -	37.159	29.841	1:07.000 (2)	78.23	0.625	15:16:45.347	
11 -	36.697	29.678	1:06.375 (1)	78.96		15:17:51.722	
12 -	37.716	29.725	1:07.441	77.72	1.066	15:18:59.163	

BMCRC - MRO Championships 2024 - Rnd 2 @ Pembrey

MRO Minitwins & Rookie Minitwins

RACE 15 - SECTOR ANALYSIS



SECTOR 1 = FL to I1, SECTOR 2 = I1 to FL, DIFF = Difference To Personal Best Lap, P = Crossed Finish Line in Pit Lane, D = Time Disallowed

P13 14 RMT		George DAVIES		Suzuki SV650 - G & B Customs		
IDEAL LAP TIME : 1:07.692		BEST LAP TIME : 1:07.935		DIFFERENCE : 0.243		
LAP	SECTOR 1	SECTOR 2	LAP TIME	MPH	DIFF	TIME OF DAY
1 -		31.602	1:16.836	68.21	8.901	15:06:29.532
2 -	38.130	30.087	1:08.217 (2)	76.83	0.282	15:07:37.749
3 -	39.748	31.265	1:11.013	73.81	3.078	15:08:48.762
4 -	38.507	30.694	1:09.201	75.74	1.266	15:09:57.963
5 -	38.195	30.697	1:08.892	76.08	0.957	15:11:06.855
6 -	40.456	31.359	1:11.815	72.98	3.880	15:12:18.670
7 -	38.780	30.641	1:09.421	75.50	1.486	15:13:28.091
8 -	37.670	30.715	1:08.385	76.64	0.450	15:14:36.476
9 -	38.498	30.271	1:08.769	76.22	0.834	15:15:45.245
10 -	37.605	30.330	1:07.935 (1)	77.15		15:16:53.180
11 -	38.099	30.244	1:08.343 (3)	76.69	0.408	15:18:01.523

P14 177 RMT		Michael HOPKINS		Suzuki SV650 SK1 - MYSELF		
IDEAL LAP TIME : 1:08.092		BEST LAP TIME : 1:08.595		DIFFERENCE : 0.503		
LAP	SECTOR 1	SECTOR 2	LAP TIME	MPH	DIFF	TIME OF DAY
1 -		30.209	1:13.787	71.03	5.192	15:06:26.483
2 -	38.730	30.818	1:09.548	75.36	0.953	15:07:36.031
3 -	38.335	31.282	1:09.617	75.29	1.022	15:08:45.648
4 -	39.350	31.346	1:10.696	74.14	2.101	15:09:56.344
5 -	38.840	31.120	1:09.960	74.92	1.365	15:11:06.304
6 -	38.727	31.498	1:10.225	74.64	1.630	15:12:16.529
7 -	37.883	30.712	1:08.595 (1)	76.41		15:13:25.124
8 -	38.337	30.859	1:09.196 (2)	75.75	0.601	15:14:34.320
9 -	38.048	31.175	1:09.223 (3)	75.72	0.628	15:15:43.543
10 -	38.471	31.025	1:09.496	75.42	0.901	15:16:53.039
11 -	39.034	30.895	1:09.929	74.95	1.334	15:18:02.968

P15 237 RMT		Tim WOOD		Suzuki SV650S - Hel Performance		
IDEAL LAP TIME : 1:06.861		BEST LAP TIME : 1:07.138		DIFFERENCE : 0.277		
LAP	SECTOR 1	SECTOR 2	LAP TIME	MPH	DIFF	TIME OF DAY
1 -		30.736	1:19.087	66.27	11.949	15:06:31.783
2 -	38.357	30.580	1:08.937	76.03	1.799	15:07:40.720
3 -	45.415	30.800	1:16.215	68.77	9.077	15:08:56.935
4 -	40.489	30.878	1:11.367	73.44	4.229	15:10:08.302
5 -	38.434	30.395	1:08.829	76.15	1.691	15:11:17.131
6 -	37.681	30.136	1:07.817	77.29	0.679	15:12:24.948
7 -	37.666	30.323	1:07.989	77.09	0.851	15:13:32.937
8 -	37.122	30.363	1:07.485 (3)	77.67	0.347	15:14:40.422
9 -	37.412	31.106	1:08.518	76.49	1.380	15:15:48.940
10 -	37.074	30.155	1:07.229 (2)	77.96	0.091	15:16:56.169
11 -	37.351	29.787	1:07.138 (1)	78.07		15:18:03.307

P16 122 RMT		James EGGINTON		Suzuki SV650 - Advance Computer Services - www.ACS.co.uk		
IDEAL LAP TIME : 1:07.323		BEST LAP TIME : 1:07.686		DIFFERENCE : 0.363		
LAP	SECTOR 1	SECTOR 2	LAP TIME	MPH	DIFF	TIME OF DAY
1 -		30.893	1:17.895	67.29	10.209	15:06:30.591
2 -	38.335	29.473	1:07.808 (2)	77.30	0.122	15:07:38.399
3 -	42.372	30.902	1:13.274	71.53	5.588	15:08:51.673
4 -	38.790	30.205	1:08.995	75.97	1.309	15:10:00.668
5 -	39.336	31.629	1:10.965	73.86	3.279	15:11:11.633
6 -	38.828	30.182	1:09.010	75.95	1.324	15:12:20.643
7 -	38.666	30.199	1:08.865	76.11	1.179	15:13:29.508
8 -	38.500	30.099	1:08.599	76.40	0.913	15:14:38.107
9 -	38.363	29.865	1:08.228 (3)	76.82	0.542	15:15:46.335
10 -	37.850	29.836	1:07.686 (1)	77.43		15:16:54.021
11 -	38.784	31.774	1:10.558	74.28	2.872	15:18:04.579

BMCRC - MRO Championships 2024 - Rnd 2 @ Pembrey

MRO Minitwins & Rookie Minitwins

RACE 15 - SECTOR ANALYSIS



SECTOR 1 = FL to I1, SECTOR 2 = I1 to FL, DIFF = Difference To Personal Best Lap, P = Crossed Finish Line in Pit Lane, D = Time Disallowed

P17 30 RMT David LUFF			Suzuki -			
IDEAL LAP TIME : 1:08.455		BEST LAP TIME : 1:08.455		DIFFERENCE : 0.000		
LAP	SECTOR 1	SECTOR 2	LAP TIME	MPH	DIFF	TIME OF DAY
1 -		31.300	1:17.137	67.95	8.682	15:06:29.833
2 -	39.025	31.517	1:10.542	74.30	2.087	15:07:40.375
3 -	41.674	30.521	1:12.195	72.60	3.740	15:08:52.570
4 -	39.577	30.681	1:10.258	74.60	1.803	15:10:02.828
5 -	38.773	31.032	1:09.805	75.08	1.350	15:11:12.633
6 -	38.782	30.496	1:09.278	75.66	0.823	15:12:21.911
7 -	38.609	30.569	1:09.178	75.76	0.723	15:13:31.089
8 -	38.340	30.576	1:08.916 (3)	76.05	0.461	15:14:40.005
9 -	38.436	30.887	1:09.323	75.61	0.868	15:15:49.328
10 -	38.348	30.525	1:08.873 (2)	76.10	0.418	15:16:58.201
11 -	38.076	30.379	1:08.455 (1)	76.57		15:18:06.656

P18 47 Tristan BOHANAN			SUZUKI SV 650 -			
IDEAL LAP TIME : 1:08.802		BEST LAP TIME : 1:09.347		DIFFERENCE : 0.545		
LAP	SECTOR 1	SECTOR 2	LAP TIME	MPH	DIFF	TIME OF DAY
1 -		31.093	1:18.417	66.84	9.070	15:06:31.113
2 -	38.300	31.076	1:09.376 (2)	75.55	0.029	15:07:40.489
3 -	40.743	31.013	1:11.756	73.04	2.409	15:08:52.245
4 -	38.845	30.502	1:09.347 (1)	75.58		15:10:01.592
5 -	38.716	31.070	1:09.786	75.10	0.439	15:11:11.378
6 -	38.465	31.127	1:09.592 (3)	75.31	0.245	15:12:20.970
7 -	39.017	30.879	1:09.896	74.99	0.549	15:13:30.866
8 -	38.868	30.758	1:09.626	75.28	0.279	15:14:40.492
9 -	38.709	31.508	1:10.217	74.64	0.870	15:15:50.709
10 -	39.181	31.252	1:10.433	74.41	1.086	15:17:01.142
11 -	38.740	30.995	1:09.735	75.16	0.388	15:18:10.877

P19 818 Ben RICHARDS			Suzuki SV650 - No Farmers No Food			
IDEAL LAP TIME : 1:08.575		BEST LAP TIME : 1:08.819		DIFFERENCE : 0.244		
LAP	SECTOR 1	SECTOR 2	LAP TIME	MPH	DIFF	TIME OF DAY
1 -		31.997	1:18.222	67.00	9.403	15:06:30.918
2 -	38.860	30.864	1:09.724	75.17	0.905	15:07:40.642
3 -	41.600	30.734	1:12.334	72.46	3.515	15:08:52.976
4 -	39.374	31.175	1:10.549	74.29	1.730	15:10:03.525
5 -	39.072	30.764	1:09.836	75.05	1.017	15:11:13.361
6 -	39.010	31.013	1:10.023	74.85	1.204	15:12:23.384
7 -	39.055	31.347	1:10.402	74.45	1.583	15:13:33.786
8 -	38.342	31.009	1:09.351 (2)	75.58	0.532	15:14:43.137
9 -	37.841	30.978	1:08.819 (1)	76.16		15:15:51.956
10 -	38.176	31.196	1:09.372 (3)	75.55	0.553	15:17:01.328
11 -	38.707	30.969	1:09.676	75.22	0.857	15:18:11.004

P20 75 RMT Tom SVENSEN			Suzuki SV650 - Team TSR - HCL Carsales - RG racing			
IDEAL LAP TIME : 1:08.659		BEST LAP TIME : 1:09.150		DIFFERENCE : 0.491		
LAP	SECTOR 1	SECTOR 2	LAP TIME	MPH	DIFF	TIME OF DAY
1 -		31.034	1:18.789	66.52	9.639	15:06:31.485
2 -	39.548	30.484	1:10.032	74.84	0.882	15:07:41.517
3 -	41.856	31.057	1:12.913	71.88	3.763	15:08:54.430
4 -	39.729	31.078	1:10.807	74.02	1.657	15:10:05.237
5 -	39.098	30.870	1:09.968	74.91	0.818	15:11:15.205
6 -	38.826	31.134	1:09.960	74.92	0.810	15:12:25.165
7 -	38.708	30.515	1:09.223 (2)	75.72	0.073	15:13:34.388
8 -	38.577	30.738	1:09.315 (3)	75.61	0.165	15:14:43.703
9 -	38.946	31.300	1:10.246	74.61	1.096	15:15:53.949
10 -	39.517	30.905	1:10.422	74.43	1.272	15:17:04.371
11 -	38.175	30.975	1:09.150 (1)	75.80		15:18:13.521

BMCRC - MRO Championships 2024 - Rnd 2 @ Pembrey

MRO Minitwins & Rookie Minitwins

RACE 15 - SECTOR ANALYSIS



SECTOR 1 = FL to I1, SECTOR 2 = I1 to FL, DIFF = Difference To Personal Best Lap, P = Crossed Finish Line in Pit Lane, D = Time Disallowed

P21 46 RMT Richard HODGES		Suzuki SV650 -				
IDEAL LAP TIME : 1:09.239		BEST LAP TIME : 1:09.533				
		DIFFERENCE : 0.294				
LAP	SECTOR 1	SECTOR 2	LAP TIME	MPH	DIFF	TIME OF DAY
1 -		31.885	1:17.809	67.36	8.276	15:06:30.505
2 -	39.485	31.042	1:10.527	74.32	0.994	15:07:41.032
3 -	41.426	30.670	1:12.096	72.70	2.563	15:08:53.128
4 -	39.482	30.723	1:10.205	74.66	0.672	15:10:03.333
5 -	38.730	30.831	1:09.561 (2)	75.35	0.028	15:11:12.894
6 -	39.053	30.953	1:10.006 (3)	74.87	0.473	15:12:22.900
7 -	39.333	31.012	1:10.345	74.51	0.812	15:13:33.245
8 -	38.569	30.964	1:09.533 (1)	75.38		15:14:42.778
9 -	38.898	31.507	1:10.405	74.44	0.872	15:15:53.183
10 -	39.680	31.899	1:11.579	73.22	2.046	15:17:04.762
11 -	39.198	31.327	1:10.525	74.32	0.992	15:18:15.287

P22 777 Richard HIRST		- Northern garage conversion				
IDEAL LAP TIME : 1:10.586		BEST LAP TIME : 1:10.970				
		DIFFERENCE : 0.384				
LAP	SECTOR 1	SECTOR 2	LAP TIME	MPH	DIFF	TIME OF DAY
1 -		32.133	1:21.625	64.21	10.655	15:06:34.321
2 -	39.481	31.929	1:11.410	73.40	0.440	15:07:45.731
3 -	41.181	32.191	1:13.372	71.43	2.402	15:08:59.103
4 -	40.500	32.199	1:12.699	72.10	1.729	15:10:11.802
5 -	39.976	32.371	1:12.347	72.45	1.377	15:11:24.149
6 -	40.014	32.343	1:12.357	72.44	1.387	15:12:36.506
7 -	40.111	31.971	1:12.082	72.71	1.112	15:13:48.588
8 -	38.991	31.984	1:10.975 (2)	73.85	0.005	15:14:59.563
9 -	39.298	32.223	1:11.521	73.28	0.551	15:16:11.084
10 -	39.182	32.084	1:11.266 (3)	73.54	0.296	15:17:22.350
11 -	39.375	31.595	1:10.970 (1)	73.85		15:18:33.320

P23 101 RMT Eddie WAKLEY		Suzuki SV650 -				
IDEAL LAP TIME : 1:10.007		BEST LAP TIME : 1:10.177				
		DIFFERENCE : 0.170				
LAP	SECTOR 1	SECTOR 2	LAP TIME	MPH	DIFF	TIME OF DAY
1 -		33.631	1:24.234	62.22	14.057	15:06:36.930
2 -	39.489	32.442	1:11.931	72.86	1.754	15:07:48.861
3 -	41.085	32.586	1:13.671	71.14	3.494	15:09:02.532
4 -	39.052	32.503	1:11.555	73.25	1.378	15:10:14.087
5 -	38.576	31.787	1:10.363 (2)	74.49	0.186	15:11:24.450
6 -	38.834	32.695	1:11.529 (3)	73.27	1.352	15:12:35.979
7 -	39.548	32.774	1:12.322	72.47	2.145	15:13:48.301
8 -	39.485	32.045	1:11.530	73.27	1.353	15:14:59.831
9 -	38.746	31.431	1:10.177 (1)	74.69		15:16:10.008
10 -	38.883	32.851	1:11.734	73.06	1.557	15:17:21.742
11 -	39.013	32.633	1:11.646	73.15	1.469	15:18:33.388

P24 17 RMT Alex BUCHANAN		Suzuki SV650 - novus resourcing				
IDEAL LAP TIME : 1:13.149		BEST LAP TIME : 1:13.527				
		DIFFERENCE : 0.378				
LAP	SECTOR 1	SECTOR 2	LAP TIME	MPH	DIFF	TIME OF DAY
1 -		32.676	1:21.342	64.43	7.815	15:06:34.038
2 -	40.834	32.693	1:13.527 (1)	71.28		15:07:47.565
3 -	42.135	32.635	1:14.770 (3)	70.10	1.243	15:09:02.335
4 -	42.578	32.780	1:15.358	69.55	1.831	15:10:17.693
5 -	42.511	32.900	1:15.411	69.50	1.884	15:11:33.104
6 -	42.142	32.940	1:15.082	69.81	1.555	15:12:48.186
7 -	42.728	32.942	1:15.670	69.26	2.143	15:14:03.856
8 -	41.950	33.477	1:15.427	69.49	1.900	15:15:19.283
9 -	42.427	32.786	1:15.213	69.69	1.686	15:16:34.496
10 -	41.864	33.021	1:14.885	69.99	1.358	15:17:49.381
11 -	42.246	32.315	1:14.561 (2)	70.29	1.034	15:19:03.942

BMCRC - MRO Championships 2024 - Rnd 2 @ Pembrey

MRO Minitwins & Rookie Minitwins

RACE 15 - SECTOR ANALYSIS



SECTOR 1 = FL to I1, SECTOR 2 = I1 to FL, DIFF = Difference To Personal Best Lap, P = Crossed Finish Line in Pit Lane, D = Time Disallowed

P25		251 RMT	Craig FERRIS	Suzuki SV650 - IMP Racing			
IDEAL LAP TIME : 1:17.152		BEST LAP TIME : 1:17.647		DIFFERENCE : 0.495			
LAP	SECTOR 1	SECTOR 2	LAP TIME	MPH	DIFF	TIME OF DAY	
1 -		34.287	1:26.023	60.93	8.376	15:06:38.719	
2 -	42.865	35.102	1:17.967 (2)	67.22	0.320	15:07:56.686	
3 -	44.794	34.869	1:19.663	65.79	2.016	15:09:16.349	
4 -	43.783	35.112	1:18.895	66.43	1.248	15:10:35.244	
5 -	44.105	35.509	1:19.614	65.83	1.967	15:11:54.858	
6 -	43.799	35.285	1:19.084	66.27	1.437	15:13:13.942	
7 -	43.748	35.649	1:19.397	66.01	1.750	15:14:33.339	
8 -	43.757	35.022	1:18.779	66.53	1.132	15:15:52.118	
9 -	43.314	34.918	1:18.232 (3)	67.00	0.585	15:17:10.350	
10 -	43.207	34.440	1:17.647 (1)	67.50		15:18:27.997	

P26		166 RMT	Ben KING	Suzuki SV650 -			
IDEAL LAP TIME : 1:08.611		BEST LAP TIME : 1:08.611		DIFFERENCE : 0.000			
LAP	SECTOR 1	SECTOR 2	LAP TIME	MPH	DIFF	TIME OF DAY	
1 -		30.637	1:15.711	69.23	7.100	15:06:28.407	
2 -	38.229	30.382	1:08.611 (1)	76.39		15:07:37.018	

BMCRC - MRO Championships 2024 - Rnd 2 @ Pembrey

MRO Minitwins & Rookie Minitwins

RACE 15 - BEST SECTORS

SECTOR 1			SECTOR 2			IDEAL / BEST COMPARISON						
POS	NO	NAME	TIME	NO	NAME	TIME	POS	NO	NAME	IDEAL	BEST	DIFF
									PERFECT LAP	1:02.502		
1	1	TWYFORD	34.611	1	TWYFORD	27.891	1	1	TWYFORD	1:02.502	1:02.502	0.000
2	22	DOWDS	34.777	22	DOWDS	28.074	2	22	DOWDS	1:02.851	1:03.026	0.175
3	333	LINDEMANN	35.525	3	ARBON	28.284	3	3	ARBON	1:03.930	1:03.930	0.000
4	3	ARBON	35.646	19	LILLEY	28.350	4	333	LINDEMANN	1:03.964	1:04.123	0.159
5	21	FINNIS	35.682	333	LINDEMANN	28.439	5	19	LILLEY	1:04.037	1:04.158	0.121
6	19	LILLEY	35.687	33	COSTIN	28.826	6	21	FINNIS	1:04.726	1:04.950	0.224
7	81	MAY	35.947	81	MAY	29.023	7	81	MAY	1:04.970	1:05.096	0.126
8	15	SVENSEN	36.085	21	FINNIS	29.044	8	33	COSTIN	1:05.144	1:05.280	0.136
9	33	COSTIN	36.318	67	HARVEY	29.111	9	15	SVENSEN	1:05.337	1:05.337	0.000
10	67	HARVEY	36.339	15	SVENSEN	29.252	10	67	HARVEY	1:05.450	1:05.566	0.116
11	16	GOWER	36.697	115	MAHER	29.320	11	115	MAHER	1:06.325	1:06.325	0.000
12	115	MAHER	37.005	122	EGGINTON	29.473	12	16	GOWER	1:06.375	1:06.375	0.000
13	237	WOOD	37.074	16	GOWER	29.678	13	237	WOOD	1:06.861	1:07.138	0.277
14	14	DAVIES	37.605	237	WOOD	29.787	14	122	EGGINTON	1:07.323	1:07.686	0.363
15	818	RICHARDS	37.841	14	DAVIES	30.087	15	14	DAVIES	1:07.692	1:07.935	0.243
16	122	EGGINTON	37.850	177	HOPKINS	30.209	16	177	HOPKINS	1:08.092	1:08.595	0.503
17	177	HOPKINS	37.883	30	LUFF	30.379	17	30	LUFF	1:08.455	1:08.455	0.000
18	30	LUFF	38.076	166	KING	30.382	18	818	RICHARDS	1:08.575	1:08.819	0.244
19	75	SVENSEN	38.175	75	SVENSEN	30.484	19	166	KING	1:08.611	1:08.611	0.000
20	166	KING	38.229	47	BOHANAN	30.502	20	75	SVENSEN	1:08.659	1:09.150	0.491
21	47	BOHANAN	38.300	46	HODGES	30.670	21	47	BOHANAN	1:08.802	1:09.347	0.545
22	46	HODGES	38.569	818	RICHARDS	30.734	22	46	HODGES	1:09.239	1:09.533	0.294
23	101	WAKLEY	38.576	101	WAKLEY	31.431	23	101	WAKLEY	1:10.007	1:10.177	0.170
24	777	HIRST	38.991	777	HIRST	31.595	24	777	HIRST	1:10.586	1:10.970	0.384
25	17	BUCHANAN	40.834	17	BUCHANAN	32.315	25	17	BUCHANAN	1:13.149	1:13.527	0.378
26	251	FERRIS	42.865	251	FERRIS	34.287	26	251	FERRIS	1:17.152	1:17.647	0.495

BMCRC - MRO Championships 2024 - Rnd 2 @ Pembrey

MRO Minitwins & Rookie Minitwins

RACE 15 - STATISTICS

Competitors Started	26
Planned Start	2024-04-14 @ 15:05:00.000
Actual Start	2024-04-14 @ 15:05:12.695
Finish Time	2024-04-14 @ 15:17:59.158
Track Length	1.4560mi.
Total Laps	288
Total Distance Covered	419.3280mi.

Session Fastest Lap History

NO	CL	NAME	LAP TIME	TIME OF DAY	LAP	VEHICLE
22		Darren DOWDS	1:03.304	15:07:23.954	2	Suzuki SV 650
1		David TWYFORD	1:03.226	15:07:24.032	2	Suzuki SV650
1		David TWYFORD	1:02.502	15:08:26.535	3	Suzuki SV650

Session Leader History

NO	CL	NAME	FROM LAP	LAPS LED	DISTANCE	VEHICLE
22		Darren DOWDS	1	2	2.91 miles	Suzuki SV 650
1		David TWYFORD	3	2	2.91 miles	Suzuki SV650
22		Darren DOWDS	5	4	5.82 miles	Suzuki SV 650
1		David TWYFORD	9	1	1.45 miles	Suzuki SV650
22		Darren DOWDS	10	3	4.36 miles	Suzuki SV 650

Flag History

TYPE	TIME OF DAY
GREEN	15:05:12.695
FINISH	15:17:59.158

Flag Statistics

TYPE	COUNT	TOTAL LAPS	TOTAL TIME
Green	1	12	13:53.896
Red	0	0	0.000
Safety Car	0	0	0.000
FCY	0	0	0.000

BMCRC - MRO Championships 2024 - Rnd 2 @ Pembrey

MRO Minitwins & Rookie Minitwins

RACE 15 - STATISTICS

CLASS :

15 Starters

Fastest Lap History

NO	NAME	LAP TIME	TIME OF DAY	LAP	VEHICLE
22	Darren DOWDS	1:03.304	15:07:23.954	2	Suzuki SV 650
1	David TWYFORD	1:03.226	15:07:24.032	2	Suzuki SV650
1	David TWYFORD	1:02.502	15:08:26.535	3	Suzuki SV650

Leader History

NO	NAME	FROM LAP	LAPS LED	DISTANCE	VEHICLE
22	Darren DOWDS	1	2	2.91 miles	Suzuki SV 650
1	David TWYFORD	3	2	2.91 miles	Suzuki SV650
22	Darren DOWDS	5	4	5.82 miles	Suzuki SV 650
1	David TWYFORD	9	1	1.45 miles	Suzuki SV650
22	Darren DOWDS	10	3	4.36 miles	Suzuki SV 650

BMCRC - MRO Championships 2024 - Rnd 2 @ Pembrey

MRO Minitwins & Rookie Minitwins

RACE 15 - STATISTICS

CLASS : RMT

11 Starters

Fastest Lap History

NO	NAME	LAP TIME	TIME OF DAY	LAP	VEHICLE
177	Michael HOPKINS	1:09.548	15:07:36.033	2	Suzuki SV650 SK1
166	Ben KING	1:08.611	15:07:37.032	2	Suzuki SV650
14	George DAVIES	1:08.217	15:07:37.777	2	Suzuki SV650
122	James EGGINTON	1:07.808	15:07:38.414	2	Suzuki SV650
237	Tim WOOD	1:07.485	15:14:40.436	8	Suzuki SV650S
237	Tim WOOD	1:07.229	15:16:56.183	10	Suzuki SV650S
237	Tim WOOD	1:07.138	15:18:03.319	11	Suzuki SV650S

Leader History

NO	NAME	FROM LAP	LAPS LED	DISTANCE	VEHICLE
177	Michael HOPKINS	1	10	14.56 miles	Suzuki SV650 SK1
14	George DAVIES	11	1	1.45 miles	Suzuki SV650



ACU KAWASAKI TEAM GREEN JUNIOR CUP / KAWASAKI SENIOR NINJA SERIES / KAWASAKI JUNIOR SUPERSPORT / MODALITY BMZRC 250 MZs



BMCRC-MRO Championships - Round 2
Pembrey
13th / 14th April 2024



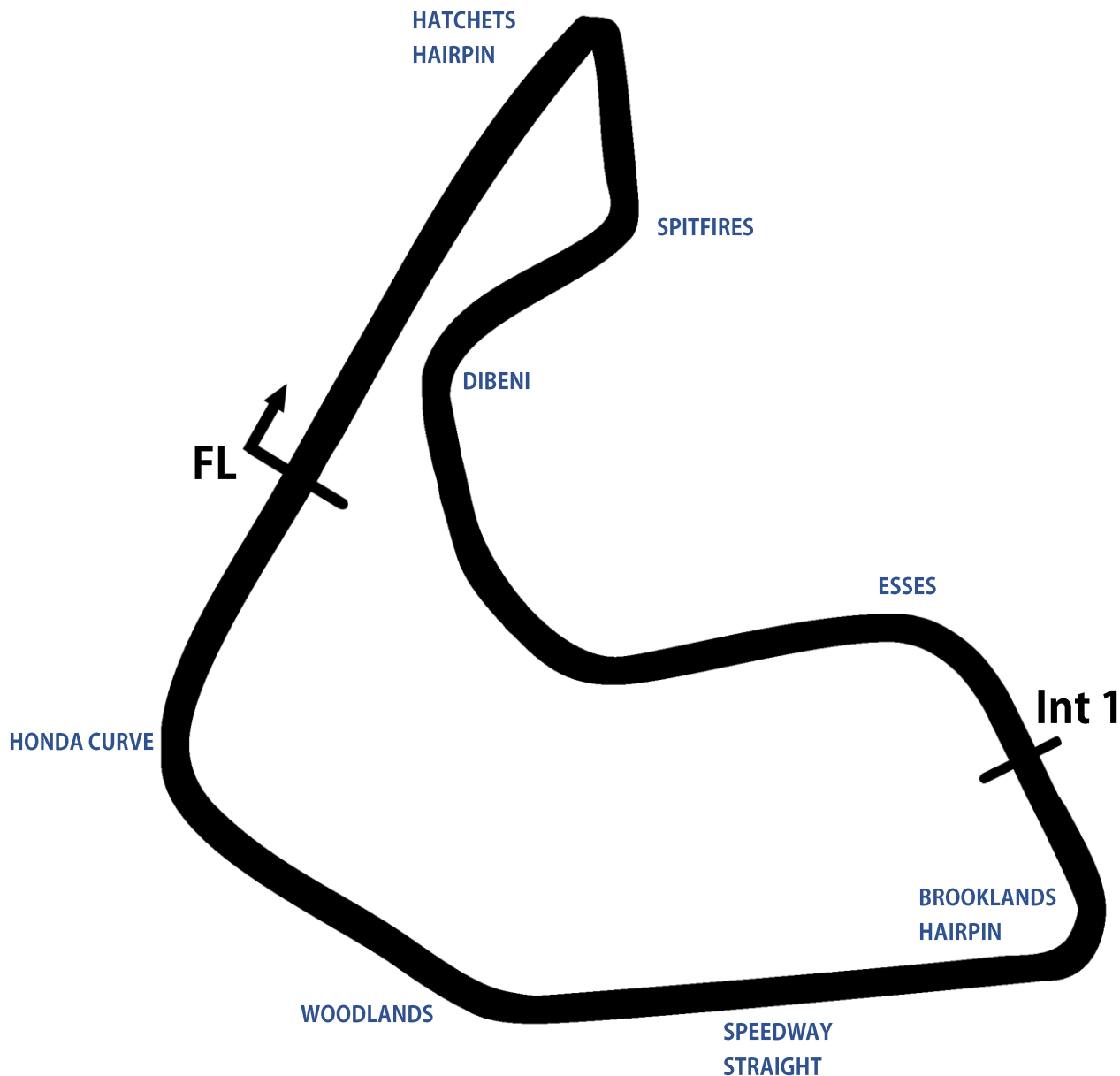
Timing & Results Provided by Timing Solutions Ltd

www.tsl-timing.com



Pembrey National Circuit

Llanelli, Carmarthenshire, UK



Length	1.4560 miles 2.343 km 2343.2m		
FL		51.70587 N	4.32386 W
Int 1	1223m	51.70430 N	4.31667 W
Pit Entry	2304m	51.70597 N	4.32374 W
Pit Exit	100m after FL	51.70664 N	4.32301 W
Pit Entry - Pit Exit	100m, 7.2s @ 50kph, 6.0s @ 60kph		



BMCRC - MRO Championships 2024 - Rnd 2 @ Pembrey

ACU Team Green Junior Cup & Senior Ninja & BMZRC 250 MZ

QUALIFYING - CLASSIFICATION

POS	NO	CL	PIC	NAME	ENTRY	TIME	ON	LAPS	GAP	DIFF	MPH
1	7	J	1	Travis ROOKER	Kawasaki NINJA 400 - Swedish car connection	1:09.048	8	9			75.91
2	45	J	2	Marley MACKENZIE	Kawasaki NINJA - Kirkcaldy Kawasaki, ELPM	1:09.127	8	8	0.079	0.079	75.82
3	134	J	3	Toby SKAYMAN	Kawasaki EX300 - D & A Home Solutions	1:09.148	2	6	0.100	0.021	75.80
4	76	J	4	Luca WILKINSON	Kawasaki NINJA400 - RD RACING	1:09.253	8	8	0.205	0.105	75.68
5	2	J	5	Kade WATT	Kawasaki NINJA 400 - 3D Racing	1:09.297	8	8	0.249	0.044	75.63
6	81	J	6	Ollie SIMS	Kawasaki NINJA 400 - Motorbodies Weston ltd	1:09.629	2	8	0.581	0.332	75.27
7	17	S	1	Daryn BUSA	Kawasaki NINJA 400 -	1:09.815	4	8	0.767	0.186	75.07
8	27	S	2	Ben BROWN	Kawasaki NINJA 400 - Hunts Motorcycles	1:09.941	8	8	0.893	0.126	74.94
9	85	MZ	1	Andrew WALES	MZ ETZ 250 - Show Control International	1:10.044	5	8	0.996	0.103	74.83
10	12	J	7	Kees RAMSEY	Kawasaki NINJA 400CC -	1:10.306	7	8	1.258	0.262	74.55
11	16	J	8	Aleisha LAYTON	Kawasaki NINJA 400 -	1:10.462	8	8	1.414	0.156	74.38
12	0	S	3	Max HALL	Kawasaki NINJA 400 - Max Hall Racing	1:11.278	4	8	2.230	0.816	73.53
13	95	MZ	2	Christopher ROGERS	Mz ETZ 250 - CB Racing	1:11.568	3	8	2.520	0.290	73.23
14	1	MZ	3	Alexander MANN	MZ TS 250 - HS Racing	1:11.612	5	8	2.564	0.044	73.19
15	37	MZ_R	1	Harry LAMACRAFT	MZ ETZ 250 - All Flower No Power	1:11.889	5	7	2.841	0.277	72.91
16	96	MZ	4	Chris KENT	MZ TS 250 -	1:12.150	3	8	3.102	0.261	72.64
17	43	S	4	Mark SWARBRICK	Kawasaki NINJA 400 -	1:12.205	4	8	3.157	0.055	72.59
18	75	J	9	Mason GREASLEY	Kawasaki NINJA 300 - Frame fast	1:12.300	7	8	3.252	0.095	72.49
19	13	MZ	5	Gordon RYAN	MZ 250 - Prism Work Psychology	1:12.515	3	8	3.467	0.215	72.28
20	6	J	10	Kian BUSA	Kawasaki 400 NINJA - iActiveRC	1:13.580	3	8	4.532	1.065	71.23
21	44	S	5	Joshua CORREIA	Kawasaki NINJA 300 - Alpha Racing	1:13.674	6	8	4.626	0.094	71.14
22	11	MZ_R	2	Carl CRIPPS	MZ ETZ250 - MIS UK LTD	1:14.230	5	7	5.182	0.556	70.61
23	565	MZ	6	Louis KERSHAW	MZ 250 - Team Lucky Streetsy/Walkers Campers	1:15.409	4	7	6.361	1.179	69.50
24	66	S	6	Mark SMITH	Kawasaki EX300 - IMP RACING	1:15.762	5	7	6.714	0.353	69.18
25	9	MZ	7	Gary HOWLETT	MZ TS250 - HS Racing	1:16.276	7	7	7.228	0.514	68.71
26	5	MZ	8	Garry SAMETT	MZ TS 250 - smallmouse	1:16.387	7	7	7.339	0.111	68.61
27	56	MZ	9	Russell TURNER	MZ 250 - TT Racing	1:17.808	5	7	8.760	1.421	67.36
28	166	MZ	10	Graeme LEWIS	MZ 250 - Morris Racing Lubricants #MRL	1:18.328	6	7	9.280	0.520	66.91
29	32	MZ	11	John ASHMEAD	MZ 250 -	1:18.375	5	7	9.327	0.047	66.87
30	4	S	7	Nigel FRANKLIN	Kawasaki NINJA - Nigel Franklin	1:19.239	6	7	10.191	0.864	66.14
31	33	J	11	Patrick KLINGE	Kawasaki NINJA 400 - Klingklong Racing	1:19.801	7	7	10.753	0.562	65.68
32	74	MZ_R	3	Kevin LANE	MZ ETZ - Racing Lane	1:20.501	7	7	11.453	0.700	65.11
33	102	MZ_R	4	Caleb WRIGHT	MZ 250 ETZ - Clover Investments	1:21.349	6	7	12.301	0.848	64.43
34	38	MZ	12	Chris PETTET	MZ ETZ250 -	1:22.679	7	7	13.631	1.330	63.39
35	26	J	12	Brooke CHAMPION	Kawasaki 300 NINJA -	1:22.754	5	7	13.706	0.075	63.33
36	94	MZ_R	5	Declan Kai RYAN	MZ 250 - Illuminate Design	1:25.735	1	1	16.687	2.981	61.13

Weather / Track : Cloudy / Dry

Date: 13/04/2024 Start: 09:24 Finish: 09:34

These results are provisional until the conclusion of any judicial and technical matters.

Pembrey National: 1.4560 miles

Clerk Of Course:	Stewards:	Timekeeper:	<i>Craig Smith</i>	
------------------	-----------	-------------	--------------------	--

Results can be found at www.tsl-timing.com

Printed - 09:36 Saturday, 13 April 2024



BMCRC - MRO Championships 2024 - Rnd 2 @ Pembrey

ACU Team Green Junior Cup & Senior Ninja & BMZRC 250 MZ

QUALIFYING - SECTOR ANALYSIS



SECTOR 1 = FL to I1, SECTOR 2 = I1 to FL, DIFF = Difference To Personal Best Lap, P = Crossed Finish Line in Pit Lane, D = Time Disallowed

P1		7 J		Travis ROOKER		Kawasaki NINJA 400 - Swedish car connection	
IDEAL LAP TIME : 1:08.892		BEST LAP TIME : 1:09.048		DIFFERENCE : 0.156			
LAP	SECTOR 1	SECTOR 2	LAP TIME	MPH	DIFF	TIME OF DAY	
1 -	43.771	33.400	1:17.171	67.92	8.123	09:25:52.454	
2 -	40.465	32.770	1:13.235	71.57	4.187	09:27:05.689	
3 -	39.858	33.608	1:13.466	71.34	4.418	09:28:19.155	
4 -	40.986	31.915	1:12.901	71.90	3.853	09:29:32.056	
5 -	39.479	32.278	1:11.757	73.04	2.709	09:30:43.813	
6 -	38.213	32.160	1:10.373 (3)	74.48	1.325	09:31:54.186	
7 -	38.310	31.130	1:09.440 (2)	75.48	0.392	09:33:03.626	
8 -	37.762	31.286	1:09.048 (1)	75.91		09:34:12.674	
9 -	38.982	32.248	1:11.230	73.58	2.182	09:35:23.904	

P2		45 J		Marley MACKENZIE		Kawasaki NINJA - Kirkcaldy Kawasaki, ELPM	
IDEAL LAP TIME : 1:08.909		BEST LAP TIME : 1:09.127		DIFFERENCE : 0.218			
LAP	SECTOR 1	SECTOR 2	LAP TIME	MPH	DIFF	TIME OF DAY	
1 -	40.214	32.028	1:12.242	72.55	3.115	09:26:43.106	
2 -	39.477	31.632	1:11.109	73.71	1.982	09:27:54.215	
3 -	38.299	32.016	1:10.315	74.54	1.188	09:29:04.530	
4 -	38.679	31.459	1:10.138 (3)	74.73	1.011	09:30:14.668	
5 -	39.667	31.634	1:11.301	73.51	2.174	09:31:25.969	
6 -	38.477	31.193	1:09.670 (2)	75.23	0.543	09:32:35.639	
7 -	38.818	32.432	1:11.250	73.56	2.123	09:33:46.889	
8 -	37.716	31.411	1:09.127 (1)	75.82		09:34:56.016	

P3		134 J		Toby SKAYMAN		Kawasaki EX300 - D & A Home Solutions	
IDEAL LAP TIME : 1:09.064		BEST LAP TIME : 1:09.148		DIFFERENCE : 0.084			
LAP	SECTOR 1	SECTOR 2	LAP TIME	MPH	DIFF	TIME OF DAY	
1 -	38.701	31.262	1:09.963 (2)	74.91	0.815	09:26:24.007	
2 -	37.802	31.346	1:09.148 (1)	75.80		09:27:33.155	
3 -	38.149	36.428	1:14.577	70.28	5.429	09:28:47.732	
4 -	39.027	32.018	1:11.045	73.77	1.897	09:29:58.777	
5 -	38.416	31.600	1:10.016 (3)	74.86	0.868	09:31:08.793	
6 -	39.822	33.208	1:13.030	71.77	3.882	09:32:21.823	

P4		76 J		Luca WILKINSON		Kawasaki NINJA400 - RD RACING	
IDEAL LAP TIME : 1:09.108		BEST LAP TIME : 1:09.253		DIFFERENCE : 0.145			
LAP	SECTOR 1	SECTOR 2	LAP TIME	MPH	DIFF	TIME OF DAY	
1 -	41.635	32.463	1:14.098	70.73	4.845	09:26:38.553	
2 -	39.817	33.064	1:12.881	71.91	3.628	09:27:51.434	
3 -	39.193	31.826	1:11.019	73.80	1.766	09:29:02.453	
4 -	39.264	32.128	1:11.392	73.41	2.139	09:30:13.845	
5 -	40.398	32.085	1:12.483	72.31	3.230	09:31:26.328	
6 -	38.659	31.188	1:09.847 (2)	75.04	0.594	09:32:36.175	
7 -	38.578	31.437	1:10.015 (3)	74.86	0.762	09:33:46.190	
8 -	37.920	31.333	1:09.253 (1)	75.68		09:34:55.443	

P5		2 J		Kade WATT		Kawasaki NINJA 400 - 3D Racing	
IDEAL LAP TIME : 1:08.880		BEST LAP TIME : 1:09.297		DIFFERENCE : 0.417			
LAP	SECTOR 1	SECTOR 2	LAP TIME	MPH	DIFF	TIME OF DAY	
1 -	42.014	32.801	1:14.815	70.06	5.518	09:27:00.570	
2 -	41.797	32.504	1:14.301	70.54	5.004	09:28:14.871	
3 -	38.987	31.904	1:10.891	73.93	1.594	09:29:25.762	
4 -	38.172	31.236	1:09.408 (2)	75.51	0.111	09:30:35.170	
5 -	39.263	31.184	1:10.447	74.40	1.150	09:31:45.617	
6 -	38.086	31.599	1:09.685 (3)	75.21	0.388	09:32:55.302	
7 -	38.659	31.686	1:10.345	74.51	1.048	09:34:05.647	
8 -	37.696	31.601	1:09.297 (1)	75.63		09:35:14.944	

BMCRC - MRO Championships 2024 - Rnd 2 @ Pembrey

ACU Team Green Junior Cup & Senior Ninja & BMZRC 250 MZ

QUALIFYING - SECTOR ANALYSIS



SECTOR 1 = FL to I1, SECTOR 2 = I1 to FL, DIFF = Difference To Personal Best Lap, P = Crossed Finish Line in Pit Lane, D = Time Disallowed

P6 81 J		Ollie SIMS		Kawasaki NINJA 400 - Motorbodies Weston Ltd			
IDEAL LAP TIME : 1:09.311		BEST LAP TIME : 1:09.629		DIFFERENCE : 0.318			
LAP	SECTOR 1	SECTOR 2	LAP TIME	MPH	DIFF	TIME OF DAY	
1 -	39.205	31.921	1:11.126	73.69	1.497	09:26:26.368	
2 -	37.964	31.665	1:09.629 (1)	75.27		09:27:35.997	
3 -	38.725	31.953	1:10.678	74.16	1.049	09:28:46.675	
4 -	37.734	32.279	1:10.013	74.86	0.384	09:29:56.688	
5 -	37.959	31.671	1:09.630 (2)	75.27	0.001	09:31:06.318	
6 -	38.419	32.252	1:10.671	74.16	1.042	09:32:16.989	
7 -	38.071	31.577	1:09.648 (3)	75.25	0.019	09:33:26.637	
8 -	37.952	32.351	1:10.303	74.55	0.674	09:34:36.940	

P7 17 S		Daryn BUSA		Kawasaki NINJA 400 -			
IDEAL LAP TIME : 1:09.802		BEST LAP TIME : 1:09.815		DIFFERENCE : 0.013			
LAP	SECTOR 1	SECTOR 2	LAP TIME	MPH	DIFF	TIME OF DAY	
1 -	39.344	32.028	1:11.372	73.44	1.557	09:26:29.409	
2 -	38.801	31.967	1:10.768	74.06	0.953	09:27:40.177	
3 -	38.791	32.447	1:11.238	73.57	1.423	09:28:51.415	
4 -	38.206	31.609	1:09.815 (1)	75.07		09:30:01.230	
5 -	38.740	31.785	1:10.525 (3)	74.32	0.710	09:31:11.755	
6 -	39.011	31.596	1:10.607	74.23	0.792	09:32:22.362	
7 -	39.052	32.016	1:11.068	73.75	1.253	09:33:33.430	
8 -	38.660	31.726	1:10.386 (2)	74.46	0.571	09:34:43.816	

P8 27 S		Ben BROWN		Kawasaki NINJA 400 - Hunts Motorcycles			
IDEAL LAP TIME : 1:09.541		BEST LAP TIME : 1:09.941		DIFFERENCE : 0.400			
LAP	SECTOR 1	SECTOR 2	LAP TIME	MPH	DIFF	TIME OF DAY	
1 -	39.247	32.549	1:11.796	73.00	1.855	09:26:42.121	
2 -	39.905	32.574	1:12.479	72.31	2.538	09:27:54.600	
3 -	38.376	32.198	1:10.574	74.27	0.633	09:29:05.174	
4 -	38.271	31.977	1:10.248	74.61	0.307	09:30:15.422	
5 -	39.323	31.680	1:11.003	73.82	1.062	09:31:26.425	
6 -	38.902	31.308	1:10.210 (3)	74.65	0.269	09:32:36.635	
7 -	38.433	31.678	1:10.111 (2)	74.76	0.170	09:33:46.746	
8 -	38.233	31.708	1:09.941 (1)	74.94		09:34:56.687	

P9 85 MZ		Andrew WALES		MZ ETZ 250 - Show Control International			
IDEAL LAP TIME : 1:10.044		BEST LAP TIME : 1:10.044		DIFFERENCE : 0.000			
LAP	SECTOR 1	SECTOR 2	LAP TIME	MPH	DIFF	TIME OF DAY	
1 -	41.704	32.499	1:14.203	70.63	4.159	09:27:00.739	
2 -	40.612	33.239	1:13.851	70.97	3.807	09:28:14.590	
3 -	39.378	32.992	1:12.370	72.42	2.326	09:29:26.960	
4 -	39.310	32.260	1:11.570 (2)	73.23	1.526	09:30:38.530	
5 -	38.151	31.893	1:10.044 (1)	74.83		09:31:48.574	
6 -	38.753	32.905	1:11.658 (3)	73.14	1.614	09:33:00.232	
7 -	38.895	32.885	1:11.780	73.02	1.736	09:34:12.012	
8 -	39.239	32.503	1:11.742	73.06	1.698	09:35:23.754	

P10 12 J		Kees RAMSEY		Kawasaki NINJA 400CC -			
IDEAL LAP TIME : 1:10.242		BEST LAP TIME : 1:10.306		DIFFERENCE : 0.064			
LAP	SECTOR 1	SECTOR 2	LAP TIME	MPH	DIFF	TIME OF DAY	
1 -	41.309	33.407	1:14.716	70.15	4.410	09:26:41.871	
2 -	40.323	32.796	1:13.119	71.68	2.813	09:27:54.990	
3 -	39.176	31.893	1:11.069 (2)	73.75	0.763	09:29:06.059	
4 -	39.701	31.717	1:11.418	73.39	1.112	09:30:17.477	
5 -	39.468	32.745	1:12.213	72.58	1.907	09:31:29.690	
6 -	40.007	32.219	1:12.226	72.57	1.920	09:32:41.916	
7 -	38.620	31.686	1:10.306 (1)	74.55		09:33:52.222	
8 -	39.691	31.622	1:11.313 (3)	73.50	1.007	09:35:03.535	

BMCRC - MRO Championships 2024 - Rnd 2 @ Pembrey

ACU Team Green Junior Cup & Senior Ninja & BMZRC 250 MZ

QUALIFYING - SECTOR ANALYSIS



SECTOR 1 = FL to I1, SECTOR 2 = I1 to FL, DIFF = Difference To Personal Best Lap, P = Crossed Finish Line in Pit Lane, D = Time Disallowed

P11 16 J		Aleisha LAYTON		Kawasaki NINJA 400 -			
IDEAL LAP TIME : 1:10.357		BEST LAP TIME : 1:10.462		DIFFERENCE : 0.105			
LAP	SECTOR 1	SECTOR 2	LAP TIME	MPH	DIFF	TIME OF DAY	
1 -	41.036	32.479	1:13.515	71.29	3.053	09:26:37.512	
2 -	40.665	33.603	1:14.268	70.57	3.806	09:27:51.780	
3 -	40.070	32.116	1:12.186	72.61	1.724	09:29:03.966	
4 -	39.140	32.206	1:11.346 (3)	73.46	0.884	09:30:15.312	
5 -	40.696	32.754	1:13.450	71.36	2.988	09:31:28.762	
6 -	39.600	31.683	1:11.283 (2)	73.53	0.821	09:32:40.045	
7 -	38.801	32.776	1:11.577	73.23	1.115	09:33:51.622	
8 -	38.906	31.556	1:10.462 (1)	74.38		09:35:02.084	

P12 0 S		Max HALL		Kawasaki NINJA 400 - Max Hall Racing			
IDEAL LAP TIME : 1:10.981		BEST LAP TIME : 1:11.278		DIFFERENCE : 0.297			
LAP	SECTOR 1	SECTOR 2	LAP TIME	MPH	DIFF	TIME OF DAY	
1 -	42.342	33.101	1:15.443	69.47	4.165	09:26:36.917	
2 -	40.975	33.933	1:14.908	69.97	3.630	09:27:51.825	
3 -	40.205	32.819	1:13.024	71.77	1.746	09:29:04.849	
4 -	39.868	31.410	1:11.278 (1)	73.53		09:30:16.127	
5 -	40.087	33.224	1:13.311	71.49	2.033	09:31:29.438	
6 -	40.600	32.517	1:13.117	71.68	1.839	09:32:42.555	
7 -	39.571	31.845	1:11.416 (2)	73.39	0.138	09:33:53.971	
8 -	40.725	31.839	1:12.564 (3)	72.23	1.286	09:35:06.535	

P13 95 MZ		Christopher ROGERS		Mz ETZ 250 - CB Racing			
IDEAL LAP TIME : 1:11.568		BEST LAP TIME : 1:11.568		DIFFERENCE : 0.000			
LAP	SECTOR 1	SECTOR 2	LAP TIME	MPH	DIFF	TIME OF DAY	
1 -	40.561	33.305	1:13.866	70.96	2.298	09:26:36.719	
2 -	39.086	32.584	1:11.670 (2)	73.13	0.102	09:27:48.389	
3 -	38.984	32.584	1:11.568 (1)	73.23		09:28:59.957	
4 -	39.504	32.840	1:12.344 (3)	72.45	0.776	09:30:12.301	
5 -	46.130	33.890	1:20.020	65.50	8.452	09:31:32.321	
6 -	40.201	34.767	1:14.968	69.91	3.400	09:32:47.289	
7 -	41.738	33.035	1:14.773	70.10	3.205	09:34:02.062	
8 -	39.206	33.779	1:12.985	71.81	1.417	09:35:15.047	

P14 1 MZ		Alexander MANN		MZ TS 250 - HS Racing			
IDEAL LAP TIME : 1:11.191		BEST LAP TIME : 1:11.612		DIFFERENCE : 0.421			
LAP	SECTOR 1	SECTOR 2	LAP TIME	MPH	DIFF	TIME OF DAY	
1 -	40.441	33.447	1:13.888	70.93	2.276	09:26:42.068	
2 -	40.348	33.077	1:13.425	71.38	1.813	09:27:55.493	
3 -	39.828	33.020	1:12.848	71.95	1.236	09:29:08.341	
4 -	39.638	32.541	1:12.179 (2)	72.61	0.567	09:30:20.520	
5 -	39.266	32.346	1:11.612 (1)	73.19		09:31:32.132	
6 -	40.030	33.283	1:13.313	71.49	1.701	09:32:45.445	
7 -	41.592	32.292	1:13.884	70.94	2.272	09:33:59.329	
8 -	38.899	33.866	1:12.765 (3)	72.03	1.153	09:35:12.094	

P15 37 MZ_R		Harry LAMACRAFT		MZ ETZ 250 - All Flower No Power			
IDEAL LAP TIME : 1:11.034		BEST LAP TIME : 1:11.889		DIFFERENCE : 0.855			
LAP	SECTOR 1	SECTOR 2	LAP TIME	MPH	DIFF	TIME OF DAY	
1 -	40.613	33.618	1:14.231	70.61	2.342	09:26:49.158	
2 -	42.509	33.885	1:16.394	68.61	4.505	09:28:05.552	
3 -	41.530	37.320	1:18.850	66.47	6.961	09:29:24.402	
4 -	39.793	32.344	1:12.137 (2)	72.66	0.248	09:30:36.539	
5 -	39.191	32.698	1:11.889 (1)	72.91		09:31:48.428	
6 -	38.884	33.348	1:12.232	72.56	0.343	09:33:00.660	
7 -	38.690	33.454	1:12.144 (3)	72.65	0.255	09:34:12.804	

BMCRC - MRO Championships 2024 - Rnd 2 @ Pembrey

ACU Team Green Junior Cup & Senior Ninja & BMZRC 250 MZ

QUALIFYING - SECTOR ANALYSIS



SECTOR 1 = FL to I1, SECTOR 2 = I1 to FL, DIFF = Difference To Personal Best Lap, P = Crossed Finish Line in Pit Lane, D = Time Disallowed

P16		96 MZ		Chris KENT		MZ TS 250 -	
IDEAL LAP TIME : 1:12.097		BEST LAP TIME : 1:12.150		DIFFERENCE : 0.053			
LAP	SECTOR 1	SECTOR 2	LAP TIME	MPH	DIFF	TIME OF DAY	
1 -	40.885	33.545	1:14.430	70.42	2.280	09:26:34.910	
2 -	40.087	34.095	1:14.182	70.65	2.032	09:27:49.092	
3 -	39.049	33.101	1:12.150 (1)	72.64		09:29:01.242	
4 -	40.010	33.048	1:13.058 (2)	71.74	0.908	09:30:14.300	
5 -	40.896	34.280	1:15.176	69.72	3.026	09:31:29.476	
6 -	42.601	34.176	1:16.777	68.27	4.627	09:32:46.253	
7 -	42.373	33.520	1:15.893	69.06	3.743	09:34:02.146	
8 -	39.923	33.435	1:13.358 (3)	71.45	1.208	09:35:15.504	

P17		43 S		Mark SWARBRICK		Kawasaki NINJA 400 -	
IDEAL LAP TIME : 1:12.205		BEST LAP TIME : 1:12.205		DIFFERENCE : 0.000			
LAP	SECTOR 1	SECTOR 2	LAP TIME	MPH	DIFF	TIME OF DAY	
1 -	41.346	33.794	1:15.140	69.75	2.935	09:26:36.729	
2 -	40.960	32.508	1:13.468	71.34	1.263	09:27:50.197	
3 -	39.984	32.535	1:12.519 (2)	72.27	0.314	09:29:02.716	
4 -	39.780	32.425	1:12.205 (1)	72.59		09:30:14.921	
5 -	40.664	33.097	1:13.761	71.06	1.556	09:31:28.682	
6 -	40.191	32.894	1:13.085	71.71	0.880	09:32:41.767	
7 -	40.141	32.515	1:12.656 (3)	72.14	0.451	09:33:54.423	
8 -	42.382	34.985	1:17.367	67.74	5.162	09:35:11.790	

P18		75 J		Mason GREASLEY		Kawasaki NINJA 300 - Frame fast	
IDEAL LAP TIME : 1:12.054		BEST LAP TIME : 1:12.300		DIFFERENCE : 0.246			
LAP	SECTOR 1	SECTOR 2	LAP TIME	MPH	DIFF	TIME OF DAY	
1 -	43.748	34.803	1:18.551	66.72	6.251	09:26:49.027	
2 -	42.391	33.836	1:16.227	68.76	3.927	09:28:05.254	
3 -	41.078	33.572	1:14.650	70.21	2.350	09:29:19.904	
4 -	40.478	33.165	1:13.643	71.17	1.343	09:30:33.547	
5 -	40.890	32.484	1:13.374	71.43	1.074	09:31:46.921	
6 -	40.191	33.033	1:13.224 (3)	71.58	0.924	09:33:00.145	
7 -	39.583	32.717	1:12.300 (1)	72.49		09:34:12.445	
8 -	40.083	32.471	1:12.554 (2)	72.24	0.254	09:35:24.999	

P19		13 MZ		Gordon RYAN		MZ 250 - Prism Work Psychology	
IDEAL LAP TIME : 1:12.042		BEST LAP TIME : 1:12.515		DIFFERENCE : 0.473			
LAP	SECTOR 1	SECTOR 2	LAP TIME	MPH	DIFF	TIME OF DAY	
1 -	40.920	33.703	1:14.623	70.24	2.108	09:26:34.824	
2 -	40.467	33.693	1:14.160	70.67	1.645	09:27:48.984	
3 -	39.945	32.570	1:12.515 (1)	72.28		09:29:01.499	
4 -	39.472	33.124	1:12.596 (2)	72.20	0.081	09:30:14.095	
5 -	40.860	33.628	1:14.488	70.36	1.973	09:31:28.583	
6 -	40.807	34.580	1:15.387	69.52	2.872	09:32:43.970	
7 -	40.050	33.749	1:13.799 (3)	71.02	1.284	09:33:57.769	
8 -	40.260	34.157	1:14.417	70.43	1.902	09:35:12.186	

P20		6 J		Kian BUSA		Kawasaki 400 NINJA - iActiveRC	
IDEAL LAP TIME : 1:13.325		BEST LAP TIME : 1:13.580		DIFFERENCE : 0.255			
LAP	SECTOR 1	SECTOR 2	LAP TIME	MPH	DIFF	TIME OF DAY	
1 -	41.347	33.988	1:15.335	69.57	1.755	09:26:36.684	
2 -	40.798	33.484	1:14.282	70.56	0.702	09:27:50.966	
3 -	40.597	32.983	1:13.580 (1)	71.23		09:29:04.546	
4 -	41.593	32.969	1:14.562	70.29	0.982	09:30:19.108	
5 -	40.477	33.280	1:13.757 (2)	71.06	0.177	09:31:32.865	
6 -	40.358	34.819	1:15.177	69.72	1.597	09:32:48.042	
7 -	42.197	33.558	1:15.755	69.19	2.175	09:34:03.797	
8 -	40.356	33.696	1:14.052 (3)	70.78	0.472	09:35:17.849	

BMCRC - MRO Championships 2024 - Rnd 2 @ Pembrey

ACU Team Green Junior Cup & Senior Ninja & BMZRC 250 MZ

QUALIFYING - SECTOR ANALYSIS



SECTOR 1 = FL to I1, SECTOR 2 = I1 to FL, DIFF = Difference To Personal Best Lap, P = Crossed Finish Line in Pit Lane, D = Time Disallowed

P21 44 S		Joshua CORREIA		Kawasaki NINJA 300 - Alpha Racing			
IDEAL LAP TIME : 1:13.674		BEST LAP TIME : 1:13.674		DIFFERENCE : 0.000			
LAP	SECTOR 1	SECTOR 2	LAP TIME	MPH	DIFF	TIME OF DAY	
1 -	44.177	34.329	1:18.506	66.76	4.832	09:26:41.266	
2 -	44.647	33.439	1:18.086	67.12	4.412	09:27:59.352	
3 -	43.047	33.416	1:16.463	68.55	2.789	09:29:15.815	
4 -	42.984	34.082	1:17.066	68.01	3.392	09:30:32.881	
5 -	42.709	33.962	1:16.671	68.36	2.997	09:31:49.552	
6 -	40.841	32.833	1:13.674 (1)	71.14		09:33:03.226	
7 -	41.926	33.978	1:15.904 (2)	69.05	2.230	09:34:19.130	
8 -	42.827	33.378	1:16.205 (3)	68.78	2.531	09:35:35.335	

P22 11 MZ_R		Carl CRIPPS		MZ ETZ250 - MIS UK LTD			
IDEAL LAP TIME : 1:14.063		BEST LAP TIME : 1:14.230		DIFFERENCE : 0.167			
LAP	SECTOR 1	SECTOR 2	LAP TIME	MPH	DIFF	TIME OF DAY	
1 -	45.020	35.213	1:20.233	65.32	6.003	09:26:56.338	
2 -	41.327	33.970	1:15.297 (3)	69.61	1.067	09:28:11.635	
3 -	41.961	34.940	1:16.901	68.16	2.671	09:29:28.536	
4 -	41.795	34.239	1:16.034	68.93	1.804	09:30:44.570	
5 -	40.138	34.092	1:14.230 (1)	70.61		09:31:58.800	
6 -	40.093	34.535	1:14.628 (2)	70.23	0.398	09:33:13.428	
7 -	41.329	34.413	1:15.742	69.20	1.512	09:34:29.170	

P23 565 MZ		Louis KERSHAW		MZ 250 - Team Lucky Streetsy/Walkers Campers			
IDEAL LAP TIME : 1:14.965		BEST LAP TIME : 1:15.409		DIFFERENCE : 0.444			
LAP	SECTOR 1	SECTOR 2	LAP TIME	MPH	DIFF	TIME OF DAY	
1 -	44.006	37.330	1:21.336	64.44	5.927	09:26:59.863	
2 -	43.388	34.145	1:17.533	67.60	2.124	09:28:17.396	
3 -	41.662	34.249	1:15.911 (3)	69.04	0.502	09:29:33.307	
4 -	41.371	34.038	1:15.409 (1)	69.50		09:30:48.716	
5 -	41.821	34.511	1:16.332	68.66	0.923	09:32:05.048	
6 -	40.927	34.943	1:15.870 (2)	69.08	0.461	09:33:20.918	
7 -	41.656	35.209	1:16.865	68.19	1.456	09:34:37.783	

P24 66 S		Mark SMITH		Kawasaki EX300 - IMP RACING			
IDEAL LAP TIME : 1:15.186		BEST LAP TIME : 1:15.762		DIFFERENCE : 0.576			
LAP	SECTOR 1	SECTOR 2	LAP TIME	MPH	DIFF	TIME OF DAY	
1 -	43.962	36.775	1:20.737	64.92	4.975	09:26:59.052	
2 -	43.856	34.217	1:18.073	67.13	2.311	09:28:17.125	
3 -	44.164	34.949	1:19.113	66.25	3.351	09:29:36.238	
4 -	42.754	33.474	1:16.228	68.76	0.466	09:30:52.466	
5 -	42.709	33.053	1:15.762 (1)	69.18		09:32:08.228	
6 -	42.133	33.646	1:15.779 (2)	69.16	0.017	09:33:24.007	
7 -	42.990	33.190	1:16.180 (3)	68.80	0.418	09:34:40.187	

P25 9 MZ		Gary HOWLETT		MZ TS250 - HS Racing			
IDEAL LAP TIME : 1:15.940		BEST LAP TIME : 1:16.276		DIFFERENCE : 0.336			
LAP	SECTOR 1	SECTOR 2	LAP TIME	MPH	DIFF	TIME OF DAY	
1 -	45.066	35.420	1:20.486	65.12	4.210	09:26:52.974	
2 -	42.243	34.837	1:17.080 (2)	68.00	0.804	09:28:10.054	
3 -	43.026	35.206	1:18.232	67.00	1.956	09:29:28.286	
4 -	42.693	34.709	1:17.402	67.71	1.126	09:30:45.688	
5 -	42.326	36.747	1:19.073	66.28	2.797	09:32:04.761	
6 -	41.721	35.420	1:17.141 (3)	67.94	0.865	09:33:21.902	
7 -	41.231	35.045	1:16.276 (1)	68.71		09:34:38.178	

BMCRC - MRO Championships 2024 - Rnd 2 @ Pembrey

ACU Team Green Junior Cup & Senior Ninja & BMZRC 250 MZ

QUALIFYING - SECTOR ANALYSIS



SECTOR 1 = FL to I1, SECTOR 2 = I1 to FL, DIFF = Difference To Personal Best Lap, P = Crossed Finish Line in Pit Lane, D = Time Disallowed

P26 5 MZ Garry SAMETT			MZ TS 250 - smallmouse			
IDEAL LAP TIME : 1:16.387		BEST LAP TIME : 1:16.387		DIFFERENCE : 0.000		
LAP	SECTOR 1	SECTOR 2	LAP TIME	MPH	DIFF	TIME OF DAY
1 -	44.485	35.817	1:20.302	65.27	3.915	09:26:49.789
2 -	43.380	35.864	1:19.244	66.14	2.857	09:28:09.033
3 -	44.343	36.094	1:20.437	65.16	4.050	09:29:29.470
4 -	43.640	35.107	1:18.747	66.56	2.360	09:30:48.217
5 -	43.713	34.692	1:18.405 (3)	66.85	2.018	09:32:06.622
6 -	42.463	34.067	1:16.530 (2)	68.49	0.143	09:33:23.152
7 -	42.357	34.030	1:16.387 (1)	68.61		09:34:39.539

P27 56 MZ Russell TURNER			MZ 250 - TT Racing			
IDEAL LAP TIME : 1:17.316		BEST LAP TIME : 1:17.808		DIFFERENCE : 0.492		
LAP	SECTOR 1	SECTOR 2	LAP TIME	MPH	DIFF	TIME OF DAY
1 -	44.994	37.220	1:22.214	63.75	4.406	09:27:00.304
2 -	44.968	36.276	1:21.244	64.51	3.436	09:28:21.548
3 -	44.204	36.727	1:20.931	64.76	3.123	09:29:42.479
4 -	42.754	35.847	1:18.601 (3)	66.68	0.793	09:31:01.080
5 -	43.246	34.562	1:17.808 (1)	67.36		09:32:18.888
6 -	43.364	34.889	1:18.253 (2)	66.98	0.445	09:33:37.141
7 -	44.633	35.071	1:19.704	65.76	1.896	09:34:56.845

P28 166 MZ Graeme LEWIS			MZ 250 - Morris Racing Lubricants #MRL			
IDEAL LAP TIME : 1:18.328		BEST LAP TIME : 1:18.328		DIFFERENCE : 0.000		
LAP	SECTOR 1	SECTOR 2	LAP TIME	MPH	DIFF	TIME OF DAY
1 -	43.805	35.880	1:19.685	65.77	1.357	09:26:43.524
2 -	44.183	36.440	1:20.623	65.01	2.295	09:28:04.147
3 -	43.724	36.617	1:20.341	65.24	2.013	09:29:24.488
4 -	43.195	36.455	1:19.650 (3)	65.80	1.322	09:30:44.138
5 -	43.629	36.842	1:20.471	65.13	2.143	09:32:04.609
6 -	42.776	35.552	1:18.328 (1)	66.91		09:33:22.937
7 -	43.351	35.804	1:19.155 (2)	66.21	0.827	09:34:42.092

P29 32 MZ John ASHMEAD			MZ 250 -			
IDEAL LAP TIME : 1:18.319		BEST LAP TIME : 1:18.375		DIFFERENCE : 0.056		
LAP	SECTOR 1	SECTOR 2	LAP TIME	MPH	DIFF	TIME OF DAY
1 -	45.376	37.025	1:22.401	63.61	4.026	09:27:02.058
2 -	44.713	35.810	1:20.523	65.09	2.148	09:28:22.581
3 -	43.451	36.344	1:19.795	65.68	1.420	09:29:42.376
4 -	43.185	36.089	1:19.274	66.12	0.899	09:31:01.650
5 -	42.968	35.407	1:18.375 (1)	66.87		09:32:20.025
6 -	43.146	35.351	1:18.497 (2)	66.77	0.122	09:33:38.522
7 -	43.718	35.390	1:19.108 (3)	66.25	0.733	09:34:57.630

P30 4 S Nigel FRANKLIN			Kawasaki NINJA - Nigel Franklin			
IDEAL LAP TIME : 1:19.223		BEST LAP TIME : 1:19.239		DIFFERENCE : 0.016		
LAP	SECTOR 1	SECTOR 2	LAP TIME	MPH	DIFF	TIME OF DAY
1 -	46.134	35.738	1:21.872	64.02	2.633	09:26:54.012
2 -	45.963	35.778	1:21.741	64.12	2.502	09:28:15.753
3 -	45.203	35.514	1:20.717	64.93	1.478	09:29:36.470
4 -	45.057	35.447	1:20.504	65.10	1.265	09:30:56.974
5 -	44.783	35.475	1:20.258 (3)	65.30	1.019	09:32:17.232
6 -	44.633	34.606	1:19.239 (1)	66.14		09:33:36.471
7 -	44.617	35.019	1:19.636 (2)	65.81	0.397	09:34:56.107

BMCRC - MRO Championships 2024 - Rnd 2 @ Pembrey

ACU Team Green Junior Cup & Senior Ninja & BMZRC 250 MZ

QUALIFYING - SECTOR ANALYSIS



SECTOR 1 = FL to I1, SECTOR 2 = I1 to FL, DIFF = Difference To Personal Best Lap, P = Crossed Finish Line in Pit Lane, D = Time Disallowed

P31 33 J Patrick KLINGE		Kawasaki NINJA 400 - Klingklong Racing				
IDEAL LAP TIME : 1:19.801		BEST LAP TIME : 1:19.801		DIFFERENCE : 0.000		
LAP	SECTOR 1	SECTOR 2	LAP TIME	MPH	DIFF	TIME OF DAY
1 -	45.304	38.334	1:23.638	62.67	3.837	09:26:59.339
2 -	45.329	35.585	1:20.914 (2)	64.77	1.113	09:28:20.253
3 -	45.098	36.662	1:21.760 (3)	64.10	1.959	09:29:42.013
4 -	46.356	37.724	1:24.080	62.34	4.279	09:31:06.093
5 -	45.700	36.401	1:22.101	63.84	2.300	09:32:28.194
6 -	46.116	37.726	1:23.842	62.51	4.041	09:33:52.036
7 -	44.603	35.198	1:19.801 (1)	65.68		09:35:11.837

P32 74 MZ_R Kevin LANE		MZ ETZ - Racing Lane				
IDEAL LAP TIME : 1:19.973		BEST LAP TIME : 1:20.501		DIFFERENCE : 0.528		
LAP	SECTOR 1	SECTOR 2	LAP TIME	MPH	DIFF	TIME OF DAY
1 -	45.331	37.122	1:22.453	63.57	1.952	09:27:00.658
2 -	46.750	36.123	1:22.873	63.24	2.372	09:28:23.531
3 -	44.239	36.974	1:21.213 (2)	64.54	0.712	09:29:44.744
4 -	44.910	36.814	1:21.724 (3)	64.13	1.223	09:31:06.468
5 -	45.400	36.764	1:22.164	63.79	1.663	09:32:28.632
6 -	45.719	36.282	1:22.001	63.92	1.500	09:33:50.633
7 -	43.850	36.651	1:20.501 (1)	65.11		09:35:11.134

P33 102 MZ_R Caleb WRIGHT		MZ 250 ETZ - Clover Investments				
IDEAL LAP TIME : 1:21.349		BEST LAP TIME : 1:21.349		DIFFERENCE : 0.000		
LAP	SECTOR 1	SECTOR 2	LAP TIME	MPH	DIFF	TIME OF DAY
1 -	45.206	37.973	1:23.179	63.01	1.830	09:26:58.313
2 -	45.933	38.225	1:24.158	62.28	2.809	09:28:22.471
3 -	45.125	38.093	1:23.218	62.98	1.869	09:29:45.689
4 -	46.132	37.229	1:23.361	62.87	2.012	09:31:09.050
5 -	45.252	36.943	1:22.195 (2)	63.77	0.846	09:32:31.245
6 -	44.618	36.731	1:21.349 (1)	64.43		09:33:52.594
7 -	45.342	37.419	1:22.761 (3)	63.33	1.412	09:35:15.355

P34 38 MZ Chris PETTET		MZ ETZ250 -				
IDEAL LAP TIME : 1:22.679		BEST LAP TIME : 1:22.679		DIFFERENCE : 0.000		
LAP	SECTOR 1	SECTOR 2	LAP TIME	MPH	DIFF	TIME OF DAY
1 -	51.828	39.731	1:31.559	57.24	8.880	09:27:10.219
2 -	48.153	38.027	1:26.180	60.82	3.501	09:28:36.399
3 -	47.126	37.793	1:24.919	61.72	2.240	09:30:01.318
4 -	45.965	37.973	1:23.938 (2)	62.44	1.259	09:31:25.256
5 -	46.707	38.719	1:25.426	61.35	2.747	09:32:50.682
6 -	46.789	38.038	1:24.827 (3)	61.79	2.148	09:34:15.509
7 -	45.939	36.740	1:22.679 (1)	63.39		09:35:38.188

P35 26 J Brooke CHAMPION		Kawasaki 300 NINJA -				
IDEAL LAP TIME : 1:22.505		BEST LAP TIME : 1:22.754		DIFFERENCE : 0.249		
LAP	SECTOR 1	SECTOR 2	LAP TIME	MPH	DIFF	TIME OF DAY
1 -	51.988	37.062	1:29.050	58.86	6.296	09:27:07.009
2 -	49.871	36.173	1:26.044	60.91	3.290	09:28:33.053
3 -	48.517	36.234	1:24.751	61.84	1.997	09:29:57.804
4 -	47.678	35.478	1:23.156 (3)	63.03	0.402	09:31:20.960
5 -	47.074	35.680	1:22.754 (1)	63.33		09:32:43.714
6 -	47.657	36.315	1:23.972	62.42	1.218	09:34:07.686
7 -	47.626	35.431	1:23.057 (2)	63.10	0.303	09:35:30.743

P36 94 MZ_R Declan Kai RYAN		MZ 250 - Illuminate Design				
IDEAL LAP TIME : 1:19.664		BEST LAP TIME : 1:25.735		DIFFERENCE : 6.071		
LAP	SECTOR 1	SECTOR 2	LAP TIME	MPH	DIFF	TIME OF DAY
1 -	43.056	42.679	1:25.735 (1)	61.13		09:26:53.684

BMCRC - MRO Championships 2024 - Rnd 2 @ Pembrey

ACU Team Green Junior Cup & Senior Ninja & BMZRC 250 MZ

QUALIFYING - BEST SECTORS

SECTOR 1				SECTOR 2				IDEAL / BEST COMPARISON				
POS	NO	NAME	TIME	NO	NAME	TIME	POS	NO	NAME	IDEAL	BEST	DIFF
									PERFECT LAP	1:08.826		
1	2	WATT	37.696	7	ROOKER	31.130	1	2	WATT	1:08.880	1:09.297	0.417
2	45	MACKENZIE	37.716	2	WATT	31.184	2	7	ROOKER	1:08.892	1:09.048	0.156
3	81	SIMS	37.734	76	WILKINSON	31.188	3	45	MACKENZIE	1:08.909	1:09.127	0.218
4	7	ROOKER	37.762	45	MACKENZIE	31.193	4	134	SKAYMAN	1:09.064	1:09.148	0.084
5	134	SKAYMAN	37.802	134	SKAYMAN	31.262	5	76	WILKINSON	1:09.108	1:09.253	0.145
6	76	WILKINSON	37.920	27	BROWN	31.308	6	81	SIMS	1:09.311	1:09.629	0.318
7	85	WALES	38.151	0	HALL	31.410	7	27	BROWN	1:09.541	1:09.941	0.400
8	17	BUSA	38.206	16	LAYTON	31.556	8	17	BUSA	1:09.802	1:09.815	0.013
9	27	BROWN	38.233	81	SIMS	31.577	9	85	WALES	1:10.044	1:10.044	0.000
10	12	RAMSEY	38.620	17	BUSA	31.596	10	12	RAMSEY	1:10.242	1:10.306	0.064
11	37	LAMACRAFT	38.690	12	RAMSEY	31.622	11	16	LAYTON	1:10.357	1:10.462	0.105
12	16	LAYTON	38.801	85	WALES	31.893	12	0	HALL	1:10.981	1:11.278	0.297
13	1	MANN	38.899	1	MANN	32.292	13	37	LAMACRAFT	1:11.034	1:11.889	0.855
14	95	ROGERS	38.984	37	LAMACRAFT	32.344	14	1	MANN	1:11.191	1:11.612	0.421
15	96	KENT	39.049	43	SWARBRICK	32.425	15	95	ROGERS	1:11.568	1:11.568	0.000
16	13	RYAN	39.472	75	GREASLEY	32.471	16	13	RYAN	1:12.042	1:12.515	0.473
17	0	HALL	39.571	13	RYAN	32.570	17	75	GREASLEY	1:12.054	1:12.300	0.246
18	75	GREASLEY	39.583	95	ROGERS	32.584	18	96	KENT	1:12.097	1:12.150	0.053
19	43	SWARBRICK	39.780	44	CORREIA	32.833	19	43	SWARBRICK	1:12.205	1:12.205	0.000
20	11	CRIPPS	40.093	6	BUSA	32.969	20	6	BUSA	1:13.325	1:13.580	0.255
21	6	BUSA	40.356	96	KENT	33.048	21	44	CORREIA	1:13.674	1:13.674	0.000
22	44	CORREIA	40.841	66	SMITH	33.053	22	11	CRIPPS	1:14.063	1:14.230	0.167
23	565	KERSHAW	40.927	11	CRIPPS	33.970	23	565	KERSHAW	1:14.965	1:15.409	0.444
24	9	HOWLETT	41.231	5	SAMETT	34.030	24	66	SMITH	1:15.186	1:15.762	0.576
25	66	SMITH	42.133	565	KERSHAW	34.038	25	9	HOWLETT	1:15.940	1:16.276	0.336
26	5	SAMETT	42.357	56	TURNER	34.562	26	5	SAMETT	1:16.387	1:16.387	0.000
27	56	TURNER	42.754	4	FRANKLIN	34.606	27	56	TURNER	1:17.316	1:17.808	0.492
28	166	LEWIS	42.776	9	HOWLETT	34.709	28	32	ASHMEAD	1:18.319	1:18.375	0.056
29	32	ASHMEAD	42.968	33	KLINGE	35.198	29	166	LEWIS	1:18.328	1:18.328	0.000
30	94	RYAN	43.056	32	ASHMEAD	35.351	30	4	FRANKLIN	1:19.223	1:19.239	0.016
31	74	LANE	43.850	26	CHAMPION	35.431	31	94	RYAN	1:19.664	1:25.735	6.071
32	33	KLINGE	44.603	166	LEWIS	35.552	32	33	KLINGE	1:19.801	1:19.801	0.000
33	4	FRANKLIN	44.617	74	LANE	36.123	33	74	LANE	1:19.973	1:20.501	0.528
34	102	WRIGHT	44.618	94	RYAN	36.608	34	102	WRIGHT	1:21.349	1:21.349	0.000
35	38	PETTET	45.939	102	WRIGHT	36.731	35	26	CHAMPION	1:22.505	1:22.754	0.249
36	26	CHAMPION	47.074	38	PETTET	36.740	36	38	PETTET	1:22.679	1:22.679	0.000

BMCRC - MRO Championships 2024 - Rnd 2 @ Pembrey

ACU Team Green Junior Cup & Senior Ninja & BMZRC 250 MZ

QUALIFYING - STATISTICS

Competitors Started	36
Planned Start	2024-04-13 @ 09:24:00.000
Actual Start	2024-04-13 @ 09:24:22.049
Finish Time	2024-04-13 @ 09:34:22.787
Track Length	1.4560mi.
Total Laps	265
Total Distance Covered	385.8400mi.

Session Fastest Lap History

NO	CL	NAME	LAP TIME	TIME OF DAY	LAP	VEHICLE
7	J	Travis ROOKER	1:17.171	09:25:52.474	1	Kawasaki NINJA 400
134	J	Toby SKAYMAN	1:09.963	09:26:24.021	1	Kawasaki EX300
134	J	Toby SKAYMAN	1:09.148	09:27:33.170	2	Kawasaki EX300
7	J	Travis ROOKER	1:09.048	09:34:12.693	8	Kawasaki NINJA 400

Flag History

TYPE	TIME OF DAY
GREEN	09:24:22.049
FINISH	09:34:22.787

Flag Statistics

TYPE	COUNT	TOTAL LAPS	TOTAL TIME
Green	1	9	11:29.171
Red	0	0	0.000
Safety Car	0	0	0.000
FCY	0	0	0.000

BMCRC - MRO Championships 2024 - Rnd 2 @ Pembrey

ACU Team Green Junior Cup & Senior Ninja & BMZRC 250 MZ

QUALIFYING - STATISTICS

CLASS : J

12 Starters

Fastest Lap History

NO	NAME	LAP TIME	TIME OF DAY	LAP	VEHICLE
7	Travis ROOKER	1:17.171	09:25:52.474	1	Kawasaki NINJA 400
134	Toby SKAYMAN	1:09.963	09:26:24.021	1	Kawasaki EX300
134	Toby SKAYMAN	1:09.148	09:27:33.170	2	Kawasaki EX300
7	Travis ROOKER	1:09.048	09:34:12.693	8	Kawasaki NINJA 400

BMCRC - MRO Championships 2024 - Rnd 2 @ Pembrey

ACU Team Green Junior Cup & Senior Ninja & BMZRC 250 MZ

QUALIFYING - STATISTICS

CLASS : S

7 Starters

Fastest Lap History

NO	NAME	LAP TIME	TIME OF DAY	LAP	VEHICLE
17	Daryn BUSA	1:11.372	09:26:29.423	1	Kawasaki NINJA 400
17	Daryn BUSA	1:10.768	09:27:40.193	2	Kawasaki NINJA 400
27	Ben BROWN	1:10.574	09:29:05.210	3	Kawasaki NINJA 400
17	Daryn BUSA	1:09.815	09:30:01.245	4	Kawasaki NINJA 400

BMCRC - MRO Championships 2024 - Rnd 2 @ Pembrey

ACU Team Green Junior Cup & Senior Ninja & BMZRC 250 MZ

QUALIFYING - STATISTICS

CLASS : MZ_R

5 Starters

Fastest Lap History

NO	NAME	LAP TIME	TIME OF DAY	LAP	VEHICLE
37	Harry LAMACRAFT	1:14.231	09:26:49.201	1	MZ ETZ 250
37	Harry LAMACRAFT	1:12.137	09:30:36.578	4	MZ ETZ 250
37	Harry LAMACRAFT	1:11.889	09:31:48.467	5	MZ ETZ 250

BMCRC - MRO Championships 2024 - Rnd 2 @ Pembrey

ACU Team Green Junior Cup & Senior Ninja & BMZRC 250 MZ

QUALIFYING - STATISTICS

CLASS : MZ

12 Starters

Fastest Lap History

NO	NAME	LAP TIME	TIME OF DAY	LAP	VEHICLE
13	Gordon RYAN	1:14.623	09:26:34.861	1	MZ 250
96	Chris KENT	1:14.430	09:26:34.942	1	MZ TS 250
95	Christopher ROGERS	1:13.866	09:26:36.719	1	Mz ETZ 250
95	Christopher ROGERS	1:11.670	09:27:48.425	2	Mz ETZ 250
95	Christopher ROGERS	1:11.568	09:28:59.993	3	Mz ETZ 250
85	Andrew WALES	1:10.044	09:31:48.608	5	MZ ETZ 250




BMCRC - MRO Championships 2024 - Rnd 2 @ Pembrey

ACU Team Green Junior Cup & Senior Ninja & BMZRC 250 MZ

RACE 3 - GRID (8 Laps)

ROW 14	42		1:25.735	41	94 Declan Kai RYAN	40	38 Chris PETTET	1:22.679
ROW 13		39	1:21.349		102 Caleb WRIGHT	38	74 Kevin LANE	1:20.501
						37	32 John ASHMEAD	1:18.375
ROW 12	36	166 Graeme LEWIS	1:18.328	35	56 Russell TURNER	34	5 Garry SAMETT	1:16.387
ROW 11				33	9 Gary HOWLETT	32	565 Louis KERSHAW	1:15.409
						31	11 Carl CRIPPS	1:14.230
ROW 10	30	13 Gordon RYAN	1:12.515	29	96 Chris KENT	28	37 Harry LAMACRAFT	1:11.889
ROW 9				27	1 Alexander MANN	26	95 Christopher ROGERS	1:11.568
						25	85 Andrew WALES	1:10.044
ROW 8	24			23		22		
ROW 7				21		20		1:22.754
						19	26 Brooke CHAMPION	
ROW 6	18	33 Patrick KLINGE	1:19.801	17	4 Nigel FRANKLIN	16	66 Mark SMITH	1:15.762
ROW 5				15	44 Joshua CORREIA	14	6 Kian BUSA	1:13.580
						13	75 Mason GREASLEY	1:12.300
ROW 4	12	43 Mark SWARBRICK	1:12.205	11	0 Max HALL	10	16 Aleisha LAYTON	1:10.462
ROW 3				9	12 Kees RAMSEY	8	27 Ben BROWN	1:09.941
						7	17 Daryn BUSA	1:09.815
ROW 2	6	81 Ollie SIMS	1:09.629	5	2 Kade WATT	4	76 Luca WILKINSON	1:09.253
ROW 1				3	134 Toby SKAYMAN	2	45 Marley MACKENZIE	1:09.127
						1	7 Travis ROOKER	1:09.048

Pole



These results are provisional until the conclusion of any judicial and technical matters.

Pembrey National: 1.4560 miles

Clerk Of Course:	Stewards:	Timekeeper:	<i>Craig Smith</i>	
------------------	-----------	-------------	--------------------	--

Results can be found at www.tsl-timing.com

Printed - 09:37 Saturday, 13 April 2024





BMCRC - MRO Championships 2024 - Rnd 2 @ Pembrey

ACU Team Green Junior Cup & Senior Ninja & BMZRC 250 MZ

RACE 3 - CLASSIFICATION

Race Distance: 8 Laps / 11.64 miles

POS	NO	CL	PIC	NAME	ENTRY	LAPS	TIME	GAP	DIFF	MPH	BEST	ON	GRD	↑↓
1	134	J	1	Toby SKAYMAN	Kawasaki EX300 - D & A Home Solutions	8	9:28.979			73.69	1:09.347	3	3	2
2	45	J	2	Marley MACKENZIE	Kawasaki NINJA - Kirkcaldy Kawasaki, ELP	8	9:33.530	4.551	4.551	73.11	1:10.050	8	2	0
3	81	J	3	Ollie SIMS	Kawasaki NINJA 400 - Motorbodies Weston Ltd	8	9:34.098	5.119	0.568	73.04	1:09.668	8	6	3
4	16	J	4	Aleisha LAYTON	Kawasaki NINJA 400 -	8	9:34.450	5.471	0.352	72.99	1:10.112	8	10	6
5	76	J	5	Luca WILKINSON	Kawasaki NINJA400 - RD RACING	8	9:38.257	9.278	3.807	72.51	1:10.709	8	4	-1
6	2	J	6	Kade WATT	Kawasaki NINJA 400 - 3D Racing	8	9:38.400	9.421	0.143	72.49	1:10.432	8	5	-1
7	27	S	1	Ben BROWN	Kawasaki NINJA 400 - Hunts Motorcycles	8	9:39.621	10.642	1.221	72.34	1:11.008	5	8	1
8	17	S	2	Daryn BUSA	Kawasaki NINJA 400 -	8	9:39.749	10.770	0.128	72.32	1:11.083	2	7	-1
9	75	J	7	Mason GREASLEY	Kawasaki NINJA 300 - Frame fast	8	9:43.254	14.275	3.505	71.89	1:11.074	4	13	4
10	0	S	3	Max HALL	Kawasaki NINJA 400 - Max Hall Racing	8	9:44.092	15.113	0.838	71.79	1:11.092	4	11	1
11	43	S	4	Mark SWARBRICK	Kawasaki NINJA 400 -	8	9:44.723	15.744	0.631	71.71	1:11.112	8	12	1
12	12	J	8	Kees RAMSEY	Kawasaki NINJA 400CC -	8	9:54.493	25.514	9.770	70.53	1:12.708	7	9	-3
13	6	J	9	Kian BUSA	Kawasaki 400 NINJA - iActiveRC	8	9:58.391	29.412	3.898	70.07	1:13.273	7	14	1
14	85	MZ	1	Andrew WALES	MZ ETZ 250 - Show Control International	8	10:09.899	40.920	11.508	68.75	1:12.168	2	20	6
15	96	MZ	2	Chris KENT	MZ TS 250 -	8	10:10.216	41.237	0.317	68.71	1:12.670	5	24	9
16	1	MZ	3	Alexander MANN	MZ TS 250 - HS Racing	8	10:19.366	50.387	9.150	67.70	1:13.705	7	22	6
17	95	MZ	4	Christopher ROGERS	Mz ETZ 250 - CB Racing	8	10:21.866	52.887	2.500	67.43	1:13.520	8	21	4
18	13	MZ	5	Gordon RYAN	MZ 250 - Prism Work Psychology	8	10:25.604	56.625	3.738	67.02	1:13.771	6	25	7
19	37	MZ_R	1	Harry LAMACRAFT	MZ ETZ 250 - All Flower No Power	8	10:25.991	57.012	0.387	66.98	1:14.093	5	23	4
20	66	S	5	Mark SMITH	Kawasaki EX300 - IMP RACING	8	10:46.343	1:17.364	20.352	64.87	1:18.388	7	16	-4
21	33	J	10	Patrick KLINGE	Kawasaki NINJA 400 - Klingklong Racing	8	10:47.574	1:18.595	1.231	64.75	1:18.692	8	18	-3
22	44	S	6	Joshua CORREIA	Kawasaki NINJA 300 - Alpha Racing	7	9:29.655	1 Lap	1 Lap	64.40	1:19.824	7	15	-7
23	4	S	7	Nigel FRANKLIN	Kawasaki NINJA - Nigel Franklin	7	9:30.356	1 Lap	0.701	64.33	1:18.677	6	17	-6
24	32	MZ	6	John ASHMEAD	MZ 250 -	7	9:37.682	1 Lap	7.326	63.51	1:17.085	7	32	8
25	166	MZ	7	Graeme LEWIS	MZ 250 - Morris Racing Lubricants #MRL	7	9:40.044	1 Lap	2.362	63.25	1:18.498	4	31	6
26	9	MZ	8	Gary HOWLETT	MZ TS250 - HS Racing	7	9:42.063	1 Lap	2.019	63.03	1:17.880	7	28	2
27	5	MZ	9	Garry SAMETT	MZ TS 250 - smallmouse	7	9:44.925	1 Lap	2.862	62.72	1:17.793	7	29	2
28	56	MZ	10	Russell TURNER	MZ 250 - TT Racing	7	9:47.508	1 Lap	2.583	62.45	1:17.428	7	30	2
29	94	MZ_R	2	Declan Kai RYAN	MZ 250 - Illuminate Design	7	9:51.231	1 Lap	3.723	62.05	1:15.831	7	36	7
30	74	MZ_R	3	Kevin LANE	MZ ETZ - Racing Lane	7	9:57.349	1 Lap	6.118	61.42	1:20.256	4	33	3
31	26	J	11	Brooke CHAMPION	Kawasaki 300 NINJA -	7	9:57.813	1 Lap	0.464	61.37	1:22.732	7	19	-12
32	102	MZ_R	4	Caleb WRIGHT	MZ 250 ETZ - Clover Investments	7	10:21.939	1 Lap	24.126	58.99	1:24.277	5	34	2

NOT CLASSIFIED

DNF	7	J		Travis ROOKER	Kawasaki NINJA 400 - Swedish car connection	5	6:03.018	3 Laps	2 Laps	72.19	1:10.706	5	1	
DNF	38	MZ		Chris PETTET	MZ ETZ250 -	3	4:44.473	5 Laps	2 Laps	55.27	1:25.479	3	35	
DNF	11	MZ_R		Carl CRIPPS	MZ ETZ250 - MIS UK LTD	0							26	
DNF	565	MZ		Louis KERSHAW	MZ 250 - Team Lucky Streetsy/Walkers Campers	0							27	

FASTEST LAP

134	J			Toby SKAYMAN	Kawasaki EX300 - D & A Home Solutions	3	1:09.347			75.58 mph			121.64 kph	
27	S			Ben BROWN	Kawasaki NINJA 400 - Hunts Motorcycles	5	1:11.008			73.81 mph			118.79 kph	
85	MZ			Andrew WALES	MZ ETZ 250 - Show Control International	2	1:12.168			72.63 mph			116.88 kph	
37	MZ_R			Harry LAMACRAFT	MZ ETZ 250 - All Flower No Power	5	1:14.093			70.74 mph			113.85 kph	

Comments:

Class J - 92.5% of Race Speed = 68.16 mph
 Class S - 92.5% of Race Speed = 66.91 mph
 Class MZ - 92.5% of Race Speed = 63.59 mph
 Class MZ_R - 92.5% of Race Speed = 61.95 mph

Weather / Track : Cloudy / Dry

Date: 13/04/2024 Start: 11:50 Finish: 11:59

These results are provisional until the conclusion of any judicial and technical matters.

Pembrey National: 1.4560 miles

Clerk Of Course:

Stewards:

Timekeeper:

Craig Smith

BMCRC - MRO Championships 2024 - Rnd 2 @ Pembrey

ACU Team Green Junior Cup & Senior Ninja & BMZRC 250 MZ

RACE 3 - LAP CHART

LAP 1 @ 11:51:24.853		
NO	BEHIND	LAP TIME
134		1:16.735
45	0.025	1:16.760
76	0.353	1:17.088
7	1.046	1:17.781
27	1.405	1:18.140
16	1.671	1:18.406
2	2.192	1:18.927
81	2.281	1:19.016
17	2.956	1:19.691
43	3.243	1:19.978
75	3.868	1:20.603
0	3.953	1:20.688
12	5.225	1:21.960
6	5.449	1:22.184
44	9.729	1:26.464
66	9.790	1:26.525
33	11.818	1:28.553
4	12.261	1:28.996
26	16.813	1:33.548
96	20.777	1:37.512
1	21.793	1:38.528
85	22.083	1:38.818
95	22.169	1:38.904
37	22.836	1:39.571
13	23.389	1:40.124
32	26.711	1:43.446
166	27.399	1:44.134
5	29.091	1:45.826
9	30.110	1:46.845
94	30.880	1:47.615
74	30.996	1:47.731
56	33.394	1:50.129
102	34.909	1:51.644
38	36.010	1:52.745

LAP 2 @ 11:52:34.771		
NO	BEHIND	LAP TIME
134		1:09.918
45	2.658	1:12.551
76	3.019	1:12.584
7	3.169	1:12.041
27	3.206	1:11.719
81	3.373	1:11.010
16	3.661	1:11.908
2	3.793	1:11.519
17	4.121	1:11.083
43	5.584	1:12.259
75	6.414	1:12.464
0	6.658	1:12.623
12	9.336	1:14.029
6	9.878	1:14.347
44	19.910	1:20.099
66	20.448	1:20.576
33	21.706	1:19.806
4	23.065	1:20.722
96	24.276	1:13.417
85	24.333	1:12.168
1	25.622	1:13.747
95	28.114	1:15.863
37	28.358	1:15.440
26	31.279	1:24.384
13	31.404	1:17.933
32	36.060	1:19.267

LAP 3 @ 11:53:44.118		
NO	BEHIND	LAP TIME
134		1:09.347
45	4.042	1:10.731
7	5.001	1:11.179
76	5.229	1:11.557
27	5.351	1:11.492
81	5.551	1:11.525
16	5.650	1:11.336
2	5.864	1:11.418
17	6.266	1:11.492
43	8.681	1:12.444
75	8.882	1:11.815
0	9.177	1:11.866
12	13.365	1:13.376
6	14.038	1:13.507
85	29.216	1:14.230
96	29.260	1:14.331
44	31.756	1:21.193
1	31.982	1:15.707
66	32.394	1:21.293
33	32.697	1:20.338
95	33.504	1:14.737
37	33.840	1:14.829
4	35.362	1:21.644
13	36.286	1:14.229
26	46.191	1:24.259
32	46.590	1:19.877
166	46.677	1:19.410
5	52.159	1:20.927
9	52.302	1:19.869
74	53.732	1:21.501
56	54.441	1:20.616
94	54.768	1:26.039
102	1:07.663	1:26.967
38	1:08.473	1:25.479

LAP 4 @ 11:54:54.327		
NO	BEHIND	LAP TIME
134		1:10.209
45	4.270	1:10.437
76	5.891	1:10.871
16	5.980	1:10.539
7	6.103	1:11.311
27	6.811	1:11.669
17	7.509	1:11.452
2	7.815	1:12.160
81	7.922	1:12.580
75	9.747	1:11.074
0	10.060	1:11.092
43	10.534	1:12.062
12	15.954	1:12.798
6	17.317	1:13.488
85	32.459	1:13.452
96	32.664	1:13.613
1	36.452	1:14.679

LAP 5 @ 11:56:04.845		
NO	BEHIND	LAP TIME
134		1:10.518
45	4.871	1:11.119
76	6.137	1:10.764
7	6.291	1:10.706
16	6.823	1:11.361
27	7.301	1:11.008
81	7.395	1:09.991
17	8.082	1:11.091
2	8.333	1:11.036
75	11.164	1:11.935
0	11.258	1:11.716
102	1 Lap	1:24.773
43	11.876	1:11.860
12	18.621	1:13.185
6	20.229	1:13.430
96	34.816	1:12.670
85	34.866	1:12.925
1	40.638	1:14.704
95	43.574	1:13.609
37	43.897	1:14.093
13	46.938	1:15.281
33	52.188	1:20.414
66	52.530	1:20.574
44	52.867	1:21.592
4	55.728	1:20.668
166	1:03.680	1:19.232
32	1:04.236	1:19.008
9	1:09.524	1:18.612
94	1:09.613	1:17.702

LAP 6 @ 11:57:15.848		
NO	BEHIND	LAP TIME
134		1:11.003
5	1 Lap	1:19.812
26	1 Lap	1:24.364
56	1 Lap	1:21.338
74	1 Lap	1:21.685
45	4.431	1:10.563
16	5.949	1:10.129
81	6.682	1:10.290
76	7.678	1:12.544
27	7.762	1:11.464
2	7.863	1:10.533
17	8.199	1:11.120
75	12.089	1:11.928
0	12.134	1:11.879
43	12.738	1:11.865

LAP 7 @ 11:58:27.409		
NO	BEHIND	LAP TIME
134		1:11.561
166	1 Lap	1:20.029
32	1 Lap	1:19.634
45	4.189	1:11.319
9	1 Lap	1:17.932
16	5.047	1:10.659
81	5.139	1:10.018
5	1 Lap	1:18.624
76	8.257	1:12.140
27	8.528	1:12.327
2	8.677	1:12.375
17	9.011	1:12.373
56	1 Lap	1:19.471
75	12.636	1:12.108
0	13.360	1:12.787
43	14.320	1:13.143
26	1 Lap	1:25.138
94	1 Lap	1:29.060
74	1 Lap	1:24.429
12	21.975	1:12.708
6	25.226	1:13.273
85	37.972	1:12.767
96	38.081	1:12.791
102	1 Lap	1:24.905
1	46.262	1:13.705
95	49.055	1:14.027
13	52.356	1:14.211
37	52.454	1:14.775
66	1:08.474	1:18.388
33	1:09.591	1:19.673

LAP 8 @ 11:59:37.097		
NO	BEHIND	LAP TIME
134		1:09.688
44	1 Lap	1:19.824
4	1 Lap	1:19.224
45	4.551	1:10.050
81	5.119	1:09.668
16	5.471	1:10.112
32	1 Lap	1:17.085
76	9.278	1:10.709
2	9.421	1:10.432
27	10.642	1:11.802
17	10.770	1:11.447
166	1 Lap	1:19.608
9	1 Lap	1:17.880
75	14.275	1:11.327
0	15.113	1:11.441
43	15.744	1:11.112

12	20.828	1:13.210	5	1 Lap	1:17.793
6	23.514	1:14.288	56	1 Lap	1:17.428
102	1 Lap	1:24.277	94	1 Lap	1:15.831
85	36.766	1:12.903	12	25.514	1:13.227
96	36.851	1:13.038	74	1 Lap	1:21.247
1	44.118	1:14.483	26	1 Lap	1:22.732
95	46.589	1:14.018	6	29.412	1:13.874
37	49.240	1:16.346	85	40.920	1:12.636
13	49.706	1:13.771	96	41.237	1:12.844
33	1:01.479	1:20.294	1	50.387	1:13.813
66	1:01.647	1:20.120	95	52.887	1:13.520
44	1:02.101	1:20.237	102	1 Lap	1:24.321
4	1:03.402	1:18.677	13	56.625	1:13.957
			37	57.012	1:14.246
			66	1:17.364	1:18.578
			33	1:18.595	1:18.692

BMCRC - MRO Championships 2024 - Rnd 2 @ Pembrey

ACU Team Green Junior Cup & Senior Ninja & BMZRC 250 MZ

RACE 3 - POSITION CHART

No	Name	Lap Pos								
			1	2	3	4	5	6	7	8
7	ROOKER	1	134	134	134	134	134	134	134	134
45	MACKENZIE	2	45	45	45	45	45	45	45	45
134	SKAYMAN	3	76	76	7	76	76	16	16	81
76	WILKINSON	4	7	7	76	16	7	81	81	16
2	WATT	5	27	27	27	7	16	76	76	76
81	SIMS	6	16	81	81	27	27	27	27	2
17	BUSA	7	2	16	16	17	81	2	2	27
27	BROWN	8	81	2	2	2	17	17	17	17
12	RAMSEY	9	17	17	17	81	2	75	75	75
16	LAYTON	10	43	43	43	75	75	0	0	0
0	HALL	11	75	75	75	0	0	43	43	43
43	SWARBRICK	12	0	0	0	43	43	12	12	12
75	GREASLEY	13	12	12	12	12	12	6	6	6
6	BUSA	14	6	6	6	6	6	85	85	85
44	CORREIA	15	44	44	85	85	96	96	96	96
66	SMITH	16	66	66	96	96	85	1	1	1
4	FRANKLIN	17	33	33	44	1	1	95	95	95
33	KLINGE	18	4	4	1	37	95	37	13	13
26	CHAMPION	19	26	96	66	95	37	13	37	37
85	WALES	20	96	85	33	44	13	33	66	66
95	ROGERS	21	1	1	95	13	33	66	33	33
1	MANN	22	85	95	37	33	66	44	44	
37	LAMACRAFT	23	95	37	4	66	44	4	4	
96	KENT	24	37	26	13	4	4	166	32	
13	RYAN	25	13	13	26	166	166	32	166	
11	CRIPPS	26	32	32	32	32	32	9	9	
565	KERSHAW	27	166	166	166	26	9	5	5	
9	HOWLETT	28	5	94	5	9	94	56	56	
5	SAMETT	29	9	5	9	94	5	26	94	
56	TURNER	30	94	74	74	5	26	94	74	
166	LEWIS	31	74	9	56	56	56	74	26	
32	ASHMEAD	32	56	56	94	74	74	102	102	
74	LANE	33	102	102	102	102	102			
102	WRIGHT	34	38	38	38					
38	PETTET	35								
94	RYAN	36								

BMCRC - MRO Championships 2024 - Rnd 2 @ Pembrey

ACU Team Green Junior Cup & Senior Ninja & BMZRC 250 MZ

RACE 3 - SECTOR ANALYSIS



SECTOR 1 = FL to I1, SECTOR 2 = I1 to FL, DIFF = Difference To Personal Best Lap, P = Crossed Finish Line in Pit Lane, D = Time Disallowed

P1		134 J		Toby SKAYMAN		Kawasaki EX300 - D & A Home Solutions	
IDEAL LAP TIME : 1:09.269		BEST LAP TIME : 1:09.347		DIFFERENCE : 0.078			
LAP	SECTOR 1	SECTOR 2	LAP TIME	MPH	DIFF	TIME OF DAY	
1 -		31.780	1:16.735	68.30	7.388	11:51:24.853	
2 -	38.482	31.436	1:09.918 (3)	74.96	0.571	11:52:34.771	
3 -	37.833	31.514	1:09.347 (1)	75.58		11:53:44.118	
4 -	38.470	31.739	1:10.209	74.65	0.862	11:54:54.327	
5 -	38.830	31.688	1:10.518	74.32	1.171	11:56:04.845	
6 -	38.531	32.472	1:11.003	73.82	1.656	11:57:15.848	
7 -	38.984	32.577	1:11.561	73.24	2.214	11:58:27.409	
8 -	38.072	31.616	1:09.688 (2)	75.21	0.341	11:59:37.097	

P2		45 J		Marley MACKENZIE		Kawasaki NINJA - Kirkcaldy Kawasaki, ELPM	
IDEAL LAP TIME : 1:10.050		BEST LAP TIME : 1:10.050		DIFFERENCE : 0.000			
LAP	SECTOR 1	SECTOR 2	LAP TIME	MPH	DIFF	TIME OF DAY	
1 -		32.231	1:16.760	68.28	6.710	11:51:24.878	
2 -	39.971	32.580	1:12.551	72.24	2.501	11:52:37.429	
3 -	38.748	31.983	1:10.731	74.10	0.681	11:53:48.160	
4 -	38.572	31.865	1:10.437 (2)	74.41	0.387	11:54:58.597	
5 -	39.034	32.085	1:11.119	73.70	1.069	11:56:09.716	
6 -	38.682	31.881	1:10.563 (3)	74.28	0.513	11:57:20.279	
7 -	39.172	32.147	1:11.319	73.49	1.269	11:58:31.598	
8 -	38.418	31.632	1:10.050 (1)	74.82		11:59:41.648	

P3		81 J		Ollie SIMS		Kawasaki NINJA 400 - Motorbodies Weston Ltd	
IDEAL LAP TIME : 1:09.374		BEST LAP TIME : 1:09.668		DIFFERENCE : 0.294			
LAP	SECTOR 1	SECTOR 2	LAP TIME	MPH	DIFF	TIME OF DAY	
1 -		32.328	1:19.016	66.33	9.348	11:51:27.134	
2 -	38.890	32.120	1:11.010	73.81	1.342	11:52:38.144	
3 -	39.366	32.159	1:11.525	73.28	1.857	11:53:49.669	
4 -	39.998	32.582	1:12.580	72.21	2.912	11:55:02.249	
5 -	38.172	31.819	1:09.991 (2)	74.88	0.323	11:56:12.240	
6 -	39.014	31.276	1:10.290	74.57	0.622	11:57:22.530	
7 -	38.493	31.525	1:10.018 (3)	74.86	0.350	11:58:32.548	
8 -	38.466	31.202	1:09.668 (1)	75.23		11:59:42.216	

P4		16 J		Aleisha LAYTON		Kawasaki NINJA 400 -	
IDEAL LAP TIME : 1:09.760		BEST LAP TIME : 1:10.112		DIFFERENCE : 0.352			
LAP	SECTOR 1	SECTOR 2	LAP TIME	MPH	DIFF	TIME OF DAY	
1 -		32.462	1:18.406	66.85	8.294	11:51:26.524	
2 -	39.368	32.540	1:11.908	72.89	1.796	11:52:38.432	
3 -	39.343	31.993	1:11.336	73.47	1.224	11:53:49.768	
4 -	38.528	32.011	1:10.539 (3)	74.30	0.427	11:55:00.307	
5 -	39.488	31.873	1:11.361	73.45	1.249	11:56:11.668	
6 -	38.693	31.436	1:10.129 (2)	74.74	0.017	11:57:21.797	
7 -	39.005	31.654	1:10.659	74.18	0.547	11:58:32.456	
8 -	38.880	31.232	1:10.112 (1)	74.76		11:59:42.568	

P5		76 J		Luca WILKINSON		Kawasaki NINJA400 - RD RACING	
IDEAL LAP TIME : 1:10.334		BEST LAP TIME : 1:10.709		DIFFERENCE : 0.375			
LAP	SECTOR 1	SECTOR 2	LAP TIME	MPH	DIFF	TIME OF DAY	
1 -		32.182	1:17.088	67.99	6.379	11:51:25.206	
2 -	39.603	32.981	1:12.584	72.21	1.875	11:52:37.790	
3 -	39.217	32.340	1:11.557	73.25	0.848	11:53:49.347	
4 -	38.805	32.066	1:10.871 (3)	73.95	0.162	11:55:00.218	
5 -	39.021	31.743	1:10.764 (2)	74.07	0.055	11:56:10.982	
6 -	40.209	32.335	1:12.544	72.25	1.835	11:57:23.526	
7 -	39.757	32.383	1:12.140	72.65	1.431	11:58:35.666	
8 -	38.591	32.118	1:10.709 (1)	74.12		11:59:46.375	

BMCRC - MRO Championships 2024 - Rnd 2 @ Pembrey

ACU Team Green Junior Cup & Senior Ninja & BMZRC 250 MZ

RACE 3 - SECTOR ANALYSIS



SECTOR 1 = FL to I1, SECTOR 2 = I1 to FL, DIFF = Difference To Personal Best Lap, P = Crossed Finish Line in Pit Lane, D = Time Disallowed

P6		2 J		Kade WATT		Kawasaki NINJA 400 - 3D Racing	
IDEAL LAP TIME : 1:10.166		BEST LAP TIME : 1:10.432		DIFFERENCE : 0.266			
LAP	SECTOR 1	SECTOR 2	LAP TIME	MPH	DIFF	TIME OF DAY	
1 -		32.334	1:18.927	66.41	8.495	11:51:27.045	
2 -	39.401	32.118	1:11.519	73.28	1.087	11:52:38.564	
3 -	39.443	31.975	1:11.418	73.39	0.986	11:53:49.982	
4 -	39.647	32.513	1:12.160	72.63	1.728	11:55:02.142	
5 -	38.995	32.041	1:11.036 (3)	73.78	0.604	11:56:13.178	
6 -	38.761	31.772	1:10.533 (2)	74.31	0.101	11:57:23.711	
7 -	40.513	31.862	1:12.375	72.42	1.943	11:58:36.086	
8 -	38.394	32.038	1:10.432 (1)	74.42		11:59:46.518	

P7		27 S		Ben BROWN		Kawasaki NINJA 400 - Hunts Motorcycles	
IDEAL LAP TIME : 1:11.008		BEST LAP TIME : 1:11.008		DIFFERENCE : 0.000			
LAP	SECTOR 1	SECTOR 2	LAP TIME	MPH	DIFF	TIME OF DAY	
1 -		32.497	1:18.140	67.07	7.132	11:51:26.258	
2 -	39.269	32.450	1:11.719	73.08	0.711	11:52:37.977	
3 -	39.411	32.081	1:11.492 (3)	73.31	0.484	11:53:49.469	
4 -	39.373	32.296	1:11.669	73.13	0.661	11:55:01.138	
5 -	38.932	32.076	1:11.008 (1)	73.81		11:56:12.146	
6 -	39.241	32.223	1:11.464 (2)	73.34	0.456	11:57:23.610	
7 -	39.975	32.352	1:12.327	72.47	1.319	11:58:35.937	
8 -	39.151	32.651	1:11.802	73.00	0.794	11:59:47.739	

P8		17 S		Daryn BUSA		Kawasaki NINJA 400 -	
IDEAL LAP TIME : 1:10.631		BEST LAP TIME : 1:11.083		DIFFERENCE : 0.452			
LAP	SECTOR 1	SECTOR 2	LAP TIME	MPH	DIFF	TIME OF DAY	
1 -		32.800	1:19.691	65.77	8.608	11:51:27.809	
2 -	38.755	32.328	1:11.083 (1)	73.73		11:52:38.892	
3 -	39.297	32.195	1:11.492	73.31	0.409	11:53:50.384	
4 -	38.604	32.848	1:11.452	73.35	0.369	11:55:01.836	
5 -	38.436	32.655	1:11.091 (2)	73.73	0.008	11:56:12.927	
6 -	38.680	32.440	1:11.120 (3)	73.70	0.037	11:57:24.047	
7 -	39.837	32.536	1:12.373	72.42	1.290	11:58:36.420	
8 -	38.852	32.595	1:11.447	73.36	0.364	11:59:47.867	

P9		75 J		Mason GREASLEY		Kawasaki NINJA 300 - Frame fast	
IDEAL LAP TIME : 1:11.001		BEST LAP TIME : 1:11.074		DIFFERENCE : 0.073			
LAP	SECTOR 1	SECTOR 2	LAP TIME	MPH	DIFF	TIME OF DAY	
1 -		32.942	1:20.603	65.02	9.529	11:51:28.721	
2 -	39.748	32.716	1:12.464	72.33	1.390	11:52:41.185	
3 -	39.212	32.603	1:11.815 (3)	72.98	0.741	11:53:53.000	
4 -	38.710	32.364	1:11.074 (1)	73.74		11:55:04.074	
5 -	38.949	32.986	1:11.935	72.86	0.861	11:56:16.009	
6 -	39.294	32.634	1:11.928	72.87	0.854	11:57:27.937	
7 -	39.587	32.521	1:12.108	72.69	1.034	11:58:40.045	
8 -	39.036	32.291	1:11.327 (2)	73.48	0.253	11:59:51.372	

P10		0 S		Max HALL		Kawasaki NINJA 400 - Max Hall Racing	
IDEAL LAP TIME : 1:10.717		BEST LAP TIME : 1:11.092		DIFFERENCE : 0.375			
LAP	SECTOR 1	SECTOR 2	LAP TIME	MPH	DIFF	TIME OF DAY	
1 -		32.729	1:20.688	64.96	9.596	11:51:28.806	
2 -	39.882	32.741	1:12.623	72.17	1.531	11:52:41.429	
3 -	39.289	32.577	1:11.866	72.93	0.774	11:53:53.295	
4 -	39.322	31.770	1:11.092 (1)	73.72		11:55:04.387	
5 -	38.947	32.769	1:11.716 (3)	73.08	0.624	11:56:16.103	
6 -	39.506	32.373	1:11.879	72.92	0.787	11:57:27.982	
7 -	39.905	32.882	1:12.787	72.01	1.695	11:58:40.769	
8 -	39.315	32.126	1:11.441 (2)	73.36	0.349	11:59:52.210	

BMCRC - MRO Championships 2024 - Rnd 2 @ Pembrey

ACU Team Green Junior Cup & Senior Ninja & BMZRC 250 MZ

RACE 3 - SECTOR ANALYSIS



SECTOR 1 = FL to I1, SECTOR 2 = I1 to FL, DIFF = Difference To Personal Best Lap, P = Crossed Finish Line in Pit Lane, D = Time Disallowed

P11 43 S		Mark SWARBRICK		Kawasaki NINJA 400 -		
IDEAL LAP TIME : 1:11.112		BEST LAP TIME : 1:11.112		DIFFERENCE : 0.000		
LAP	SECTOR 1	SECTOR 2	LAP TIME	MPH	DIFF	TIME OF DAY
1 -		32.623	1:19.978	65.53	8.866	11:51:28.096
2 -	39.811	32.448	1:12.259	72.53	1.147	11:52:40.355
3 -	39.682	32.762	1:12.444	72.35	1.332	11:53:52.799
4 -	39.635	32.427	1:12.062	72.73	0.950	11:55:04.861
5 -	39.272	32.588	1:11.860 (2)	72.94	0.748	11:56:16.721
6 -	39.331	32.534	1:11.865 (3)	72.93	0.753	11:57:28.586
7 -	39.739	33.404	1:13.143	71.66	2.031	11:58:41.729
8 -	38.993	32.119	1:11.112 (1)	73.70		11:59:52.841

P12 12 J		Kees RAMSEY		Kawasaki NINJA 400CC -		
IDEAL LAP TIME : 1:12.708		BEST LAP TIME : 1:12.708		DIFFERENCE : 0.000		
LAP	SECTOR 1	SECTOR 2	LAP TIME	MPH	DIFF	TIME OF DAY
1 -		33.187	1:21.960	63.95	9.252	11:51:30.078
2 -	40.795	33.234	1:14.029	70.80	1.321	11:52:44.107
3 -	40.402	32.974	1:13.376	71.43	0.668	11:53:57.483
4 -	40.031	32.767	1:12.798 (2)	72.00	0.090	11:55:10.281
5 -	40.189	32.996	1:13.185 (3)	71.62	0.477	11:56:23.466
6 -	40.060	33.150	1:13.210	71.59	0.502	11:57:36.676
7 -	40.014	32.694	1:12.708 (1)	72.09		11:58:49.384
8 -	40.344	32.883	1:13.227	71.58	0.519	12:00:02.611

P13 6 J		Kian BUSA		Kawasaki 400 NINJA - iActiveRC		
IDEAL LAP TIME : 1:13.031		BEST LAP TIME : 1:13.273		DIFFERENCE : 0.242		
LAP	SECTOR 1	SECTOR 2	LAP TIME	MPH	DIFF	TIME OF DAY
1 -		33.855	1:22.184	63.77	8.911	11:51:30.302
2 -	40.811	33.536	1:14.347	70.50	1.074	11:52:44.649
3 -	40.152	33.355	1:13.507	71.30	0.234	11:53:58.156
4 -	40.355	33.133	1:13.488 (3)	71.32	0.215	11:55:11.644
5 -	40.148	33.282	1:13.430 (2)	71.38	0.157	11:56:25.074
6 -	40.828	33.460	1:14.288	70.55	1.015	11:57:39.362
7 -	39.898	33.375	1:13.273 (1)	71.53		11:58:52.635
8 -	40.401	33.473	1:13.874	70.95	0.601	12:00:06.509

P14 85 MZ		Andrew WALES		MZ ETZ 250 - Show Control International		
IDEAL LAP TIME : 1:12.168		BEST LAP TIME : 1:12.168		DIFFERENCE : 0.000		
LAP	SECTOR 1	SECTOR 2	LAP TIME	MPH	DIFF	TIME OF DAY
1 -		33.746	1:38.818	53.04	26.650	11:51:46.936
2 -	39.626	32.542	1:12.168 (1)	72.63		11:52:59.104
3 -	40.921	33.309	1:14.230	70.61	2.062	11:54:13.334
4 -	40.140	33.312	1:13.452	71.36	1.284	11:55:26.786
5 -	39.932	32.993	1:12.925	71.87	0.757	11:56:39.711
6 -	40.038	32.865	1:12.903	71.89	0.735	11:57:52.614
7 -	39.847	32.920	1:12.767 (3)	72.03	0.599	11:59:05.381
8 -	39.690	32.946	1:12.636 (2)	72.16	0.468	12:00:18.017

P15 96 MZ		Chris KENT		MZ TS 250 -		
IDEAL LAP TIME : 1:12.270		BEST LAP TIME : 1:12.670		DIFFERENCE : 0.400		
LAP	SECTOR 1	SECTOR 2	LAP TIME	MPH	DIFF	TIME OF DAY
1 -		33.505	1:37.512	53.75	24.842	11:51:45.630
2 -	40.272	33.145	1:13.417	71.39	0.747	11:52:59.047
3 -	40.623	33.708	1:14.331	70.51	1.661	11:54:13.378
4 -	39.638	33.975	1:13.613	71.20	0.943	11:55:26.991
5 -	39.505	33.165	1:12.670 (1)	72.12		11:56:39.661
6 -	39.694	33.344	1:13.038	71.76	0.368	11:57:52.699
7 -	39.415	33.376	1:12.791 (2)	72.00	0.121	11:59:05.490
8 -	39.125	33.719	1:12.844 (3)	71.95	0.174	12:00:18.334

BMCRC - MRO Championships 2024 - Rnd 2 @ Pembrey

ACU Team Green Junior Cup & Senior Ninja & BMZRC 250 MZ

RACE 3 - SECTOR ANALYSIS



SECTOR 1 = FL to I1, SECTOR 2 = I1 to FL, DIFF = Difference To Personal Best Lap, P = Crossed Finish Line in Pit Lane, D = Time Disallowed

P16 1 MZ Alexander MANN			MZ TS 250 - HS Racing			
IDEAL LAP TIME : 1:13.157		BEST LAP TIME : 1:13.705		DIFFERENCE : 0.548		
LAP	SECTOR 1	SECTOR 2	LAP TIME	MPH	DIFF	TIME OF DAY
1 -		34.120	1:38.528	53.19	24.823	11:51:46.646
2 -	40.501	33.246	1:13.747 (2)	71.07	0.042	11:53:00.393
3 -	40.600	35.107	1:15.707	69.23	2.002	11:54:16.100
4 -	40.774	33.905	1:14.679	70.18	0.974	11:55:30.779
5 -	41.067	33.637	1:14.704	70.16	0.999	11:56:45.483
6 -	40.726	33.757	1:14.483	70.37	0.778	11:57:59.966
7 -	40.392	33.313	1:13.705 (1)	71.11		11:59:13.671
8 -	39.911	33.902	1:13.813 (3)	71.01	0.108	12:00:27.484

P17 95 MZ Christopher ROGERS			Mz ETZ 250 - CB Racing			
IDEAL LAP TIME : 1:13.324		BEST LAP TIME : 1:13.520		DIFFERENCE : 0.196		
LAP	SECTOR 1	SECTOR 2	LAP TIME	MPH	DIFF	TIME OF DAY
1 -		33.997	1:38.904	52.99	25.384	11:51:47.022
2 -	41.652	34.211	1:15.863	69.09	2.343	11:53:02.885
3 -	41.160	33.577	1:14.737	70.13	1.217	11:54:17.622
4 -	42.624	34.564	1:17.188	67.90	3.668	11:55:34.810
5 -	40.310	33.299	1:13.609 (2)	71.20	0.089	11:56:48.419
6 -	40.353	33.665	1:14.018 (3)	70.81	0.498	11:58:02.437
7 -	40.530	33.497	1:14.027	70.80	0.507	11:59:16.464
8 -	40.025	33.495	1:13.520 (1)	71.29		12:00:29.984

P18 13 MZ Gordon RYAN			MZ 250 - Prism Work Psychology			
IDEAL LAP TIME : 1:13.555		BEST LAP TIME : 1:13.771		DIFFERENCE : 0.216		
LAP	SECTOR 1	SECTOR 2	LAP TIME	MPH	DIFF	TIME OF DAY
1 -		34.549	1:40.124	52.35	26.353	11:51:48.242
2 -	41.826	36.107	1:17.933	67.25	4.162	11:53:06.175
3 -	40.611	33.618	1:14.229	70.61	0.458	11:54:20.404
4 -	40.214	35.884	1:16.098	68.87	2.327	11:55:36.502
5 -	41.662	33.619	1:15.281	69.62	1.510	11:56:51.783
6 -	40.305	33.466	1:13.771 (1)	71.05		11:58:05.554
7 -	40.449	33.762	1:14.211 (3)	70.63	0.440	11:59:19.765
8 -	40.089	33.868	1:13.957 (2)	70.87	0.186	12:00:33.722

P19 37 MZ_R Harry LAMACRAFT			MZ ETZ 250 - All Flower No Power			
IDEAL LAP TIME : 1:13.851		BEST LAP TIME : 1:14.093		DIFFERENCE : 0.242		
LAP	SECTOR 1	SECTOR 2	LAP TIME	MPH	DIFF	TIME OF DAY
1 -		33.452	1:39.571	52.64	25.478	11:51:47.689
2 -	41.524	33.916	1:15.440	69.48	1.347	11:53:03.129
3 -	40.697	34.132	1:14.829	70.04	0.736	11:54:17.958
4 -	42.077	34.614	1:16.691	68.34	2.598	11:55:34.649
5 -	40.776	33.317	1:14.093 (1)	70.74		11:56:48.742
6 -	41.895	34.451	1:16.346	68.65	2.253	11:58:05.088
7 -	40.681	34.094	1:14.775 (3)	70.09	0.682	11:59:19.863
8 -	40.534	33.712	1:14.246 (2)	70.59	0.153	12:00:34.109

P20 66 S Mark SMITH			Kawasaki EX300 - IMP RACING			
IDEAL LAP TIME : 1:18.313		BEST LAP TIME : 1:18.388		DIFFERENCE : 0.075		
LAP	SECTOR 1	SECTOR 2	LAP TIME	MPH	DIFF	TIME OF DAY
1 -		35.734	1:26.525	60.57	8.137	11:51:34.643
2 -	44.786	35.790	1:20.576	65.05	2.188	11:52:55.219
3 -	44.843	36.450	1:21.293	64.47	2.905	11:54:16.512
4 -	44.737	35.552	1:20.289	65.28	1.901	11:55:36.801
5 -	44.446	36.128	1:20.574	65.05	2.186	11:56:57.375
6 -	44.495	35.625	1:20.120 (3)	65.42	1.732	11:58:17.495
7 -	43.449	34.939	1:18.388 (1)	66.86		11:59:35.883
8 -	43.374	35.204	1:18.578 (2)	66.70	0.190	12:00:54.461

BMCRC - MRO Championships 2024 - Rnd 2 @ Pembrey

ACU Team Green Junior Cup & Senior Ninja & BMZRC 250 MZ

RACE 3 - SECTOR ANALYSIS



SECTOR 1 = FL to I1, SECTOR 2 = I1 to FL, DIFF = Difference To Personal Best Lap, P = Crossed Finish Line in Pit Lane, D = Time Disallowed

P21 33 J		Patrick KLINGE		Kawasaki NINJA 400 - Klingklong Racing		
IDEAL LAP TIME : 1:18.086		BEST LAP TIME : 1:18.692		DIFFERENCE : 0.606		
LAP	SECTOR 1	SECTOR 2	LAP TIME	MPH	DIFF	TIME OF DAY
1 -		36.007	1:28.553	59.19	9.861	11:51:36.671
2 -	44.017	35.789	1:19.806	65.67	1.114	11:52:56.477
3 -	44.153	36.185	1:20.338	65.24	1.646	11:54:16.815
4 -	43.184	36.620	1:19.804 (3)	65.68	1.112	11:55:36.619
5 -	44.183	36.231	1:20.414	65.18	1.722	11:56:57.033
6 -	44.323	35.971	1:20.294	65.28	1.602	11:58:17.327
7 -	44.122	35.551	1:19.673 (2)	65.78	0.981	11:59:37.000
8 -	43.790	34.902	1:18.692 (1)	66.60		12:00:55.692

P22 44 S		Joshua CORREIA		Kawasaki NINJA 300 - Alpha Racing		
IDEAL LAP TIME : 1:19.076		BEST LAP TIME : 1:19.824		DIFFERENCE : 0.748		
LAP	SECTOR 1	SECTOR 2	LAP TIME	MPH	DIFF	TIME OF DAY
1 -		35.271	1:26.464	60.62	6.640	11:51:34.582
2 -	44.207	35.892	1:20.099 (2)	65.43	0.275	11:52:54.681
3 -	44.889	36.304	1:21.193	64.55	1.369	11:54:15.874
4 -	43.805	36.441	1:20.246	65.31	0.422	11:55:36.120
5 -	45.673	35.919	1:21.592	64.24	1.768	11:56:57.712
6 -	44.646	35.591	1:20.237 (3)	65.32	0.413	11:58:17.949
7 -	44.135	35.689	1:19.824 (1)	65.66		11:59:37.773

P23 4 S		Nigel FRANKLIN		Kawasaki NINJA - Nigel Franklin		
IDEAL LAP TIME : 1:18.677		BEST LAP TIME : 1:18.677		DIFFERENCE : 0.000		
LAP	SECTOR 1	SECTOR 2	LAP TIME	MPH	DIFF	TIME OF DAY
1 -		35.823	1:28.996	58.89	10.319	11:51:37.114
2 -	44.436	36.286	1:20.722	64.93	2.045	11:52:57.836
3 -	45.635	36.009	1:21.644	64.20	2.967	11:54:19.480
4 -	45.115	35.310	1:20.425 (3)	65.17	1.748	11:55:39.905
5 -	44.794	35.874	1:20.668	64.97	1.991	11:57:00.573
6 -	43.518	35.159	1:18.677 (1)	66.62		11:58:19.250
7 -	43.759	35.465	1:19.224 (2)	66.16	0.547	11:59:38.474

P24 32 MZ		John ASHMEAD		MZ 250 -		
IDEAL LAP TIME : 1:17.085		BEST LAP TIME : 1:17.085		DIFFERENCE : 0.000		
LAP	SECTOR 1	SECTOR 2	LAP TIME	MPH	DIFF	TIME OF DAY
1 -		36.288	1:43.446	50.66	26.361	11:51:51.564
2 -	43.095	36.172	1:19.267 (3)	66.12	2.182	11:53:10.831
3 -	43.999	35.878	1:19.877	65.62	2.792	11:54:30.708
4 -	43.275	36.090	1:19.365	66.04	2.280	11:55:50.073
5 -	43.229	35.779	1:19.008 (2)	66.34	1.923	11:57:09.081
6 -	43.435	36.199	1:19.634	65.82	2.549	11:58:28.715
7 -	42.173	34.912	1:17.085 (1)	67.99		11:59:45.800

P25 166 MZ		Graeme LEWIS		MZ 250 - Morris Racing Lubricants #MRL		
IDEAL LAP TIME : 1:18.498		BEST LAP TIME : 1:18.498		DIFFERENCE : 0.000		
LAP	SECTOR 1	SECTOR 2	LAP TIME	MPH	DIFF	TIME OF DAY
1 -		36.207	1:44.134	50.33	25.636	11:51:52.252
2 -	42.974	36.159	1:19.133 (2)	66.23	0.635	11:53:11.385
3 -	43.239	36.171	1:19.410	66.00	0.912	11:54:30.795
4 -	42.759	35.739	1:18.498 (1)	66.77		11:55:49.293
5 -	42.968	36.264	1:19.232 (3)	66.15	0.734	11:57:08.525
6 -	43.755	36.274	1:20.029	65.49	1.531	11:58:28.554
7 -	43.450	36.158	1:19.608	65.84	1.110	11:59:48.162

BMCRC - MRO Championships 2024 - Rnd 2 @ Pembrey

ACU Team Green Junior Cup & Senior Ninja & BMZRC 250 MZ

RACE 3 - SECTOR ANALYSIS



SECTOR 1 = FL to I1, SECTOR 2 = I1 to FL, DIFF = Difference To Personal Best Lap, P = Crossed Finish Line in Pit Lane, D = Time Disallowed

P26		9 MZ		Gary HOWLETT		MZ TS250 - HS Racing	
IDEAL LAP TIME : 1:17.645		BEST LAP TIME : 1:17.880		DIFFERENCE : 0.235			
LAP	SECTOR 1	SECTOR 2	LAP TIME	MPH	DIFF	TIME OF DAY	
1 -		36.885	1:46.845	49.05	28.965	11:51:54.963	
2 -	45.263	36.325	1:21.588	64.24	3.708	11:53:16.551	
3 -	44.251	35.618	1:19.869	65.62	1.989	11:54:36.420	
4 -	43.831	35.506	1:19.337	66.06	1.457	11:55:55.757	
5 -	43.144	35.468	1:18.612 (3)	66.67	0.732	11:57:14.369	
6 -	42.866	35.066	1:17.932 (2)	67.25	0.052	11:58:32.301	
7 -	42.579	35.301	1:17.880 (1)	67.30		11:59:50.181	

P27		5 MZ		Garry SAMETT		MZ TS 250 - smallmouse	
IDEAL LAP TIME : 1:17.782		BEST LAP TIME : 1:17.793		DIFFERENCE : 0.011			
LAP	SECTOR 1	SECTOR 2	LAP TIME	MPH	DIFF	TIME OF DAY	
1 -		36.680	1:45.826	49.53	28.033	11:51:53.944	
2 -	44.578	36.828	1:21.406	64.38	3.613	11:53:15.350	
3 -	44.693	36.234	1:20.927	64.76	3.134	11:54:36.277	
4 -	44.868	35.669	1:20.537	65.08	2.744	11:55:56.814	
5 -	44.620	35.192	1:19.812 (3)	65.67	2.019	11:57:16.626	
6 -	43.978	34.646	1:18.624 (2)	66.66	0.831	11:58:35.250	
7 -	43.136	34.657	1:17.793 (1)	67.37		11:59:53.043	

P28		56 MZ		Russell TURNER		MZ 250 - TT Racing	
IDEAL LAP TIME : 1:17.428		BEST LAP TIME : 1:17.428		DIFFERENCE : 0.000			
LAP	SECTOR 1	SECTOR 2	LAP TIME	MPH	DIFF	TIME OF DAY	
1 -		37.334	1:50.129	47.59	32.701	11:51:58.247	
2 -	43.189	36.507	1:19.696	65.76	2.268	11:53:17.943	
3 -	43.859	36.757	1:20.616	65.01	3.188	11:54:38.559	
4 -	42.803	36.027	1:18.830 (2)	66.49	1.402	11:55:57.389	
5 -	45.141	36.197	1:21.338	64.44	3.910	11:57:18.727	
6 -	43.868	35.603	1:19.471 (3)	65.95	2.043	11:58:38.198	
7 -	42.288	35.140	1:17.428 (1)	67.69		11:59:55.626	

P29		94 MZ_R		Declan Kai RYAN		MZ 250 - Illuminate Design	
IDEAL LAP TIME : 1:15.831		BEST LAP TIME : 1:15.831		DIFFERENCE : 0.000			
LAP	SECTOR 1	SECTOR 2	LAP TIME	MPH	DIFF	TIME OF DAY	
1 -		36.153	1:47.615	48.70	31.784	11:51:55.733	
2 -	41.542	35.572	1:17.114 (2)	67.97	1.283	11:53:12.847	
3 -	49.686	36.353	1:26.039	60.92	10.208	11:54:38.886	
4 -	42.616	35.254	1:17.870	67.31	2.039	11:55:56.756	
5 -	42.454	35.248	1:17.702 (3)	67.45	1.871	11:57:14.458	
6 -	52.905	36.155	1:29.060	58.85	13.229	11:58:43.518	
7 -	41.330	34.501	1:15.831 (1)	69.12		11:59:59.349	

P30		74 MZ_R		Kevin LANE		MZ ETZ - Racing Lane	
IDEAL LAP TIME : 1:20.203		BEST LAP TIME : 1:20.256		DIFFERENCE : 0.053			
LAP	SECTOR 1	SECTOR 2	LAP TIME	MPH	DIFF	TIME OF DAY	
1 -		36.710	1:47.731	48.65	27.475	11:51:55.849	
2 -	43.952	36.548	1:20.500 (2)	65.11	0.244	11:53:16.349	
3 -	44.206	37.295	1:21.501	64.31	1.245	11:54:37.850	
4 -	43.917	36.339	1:20.256 (1)	65.31		11:55:58.106	
5 -	44.743	36.942	1:21.685	64.16	1.429	11:57:19.791	
6 -	47.836	36.593	1:24.429	62.08	4.173	11:58:44.220	
7 -	43.864	37.383	1:21.247 (3)	64.51	0.991	12:00:05.467	

BMCRC - MRO Championships 2024 - Rnd 2 @ Pembrey

ACU Team Green Junior Cup & Senior Ninja & BMZRC 250 MZ

RACE 3 - SECTOR ANALYSIS



SECTOR 1 = FL to I1, SECTOR 2 = I1 to FL, DIFF = Difference To Personal Best Lap, P = Crossed Finish Line in Pit Lane, D = Time Disallowed

P31 26 J Brooke CHAMPION		Kawasaki 300 NINJA -				
IDEAL LAP TIME : 1:22.732		BEST LAP TIME : 1:22.732		DIFFERENCE : 0.000		
LAP	SECTOR 1	SECTOR 2	LAP TIME	MPH	DIFF	TIME OF DAY
1 -		36.289	1:33.548	56.03	10.816	11:51:41.666
2 -	48.292	36.092	1:24.384	62.11	1.652	11:53:06.050
3 -	48.409	35.850	1:24.259 (3)	62.20	1.527	11:54:30.309
4 -	47.828	35.560	1:23.388 (2)	62.85	0.656	11:55:53.697
5 -	48.638	35.726	1:24.364	62.13	1.632	11:57:18.061
6 -	49.153	35.985	1:25.138	61.56	2.406	11:58:43.199
7 -	47.312	35.420	1:22.732 (1)	63.35		12:00:05.931

P32 102 MZ_R Caleb WRIGHT		MZ 250 ETZ - Clover Investments				
IDEAL LAP TIME : 1:23.675		BEST LAP TIME : 1:24.277		DIFFERENCE : 0.602		
LAP	SECTOR 1	SECTOR 2	LAP TIME	MPH	DIFF	TIME OF DAY
1 -		39.319	1:51.644	46.94	27.367	11:51:59.762
2 -	46.092	38.960	1:25.052	61.62	0.775	11:53:24.814
3 -	47.325	39.642	1:26.967	60.27	2.690	11:54:51.781
4 -	46.685	38.088	1:24.773 (3)	61.83	0.496	11:56:16.554
5 -	46.109	38.168	1:24.277 (1)	62.19		11:57:40.831
6 -	46.601	38.304	1:24.905	61.73	0.628	11:59:05.736
7 -	45.587	38.734	1:24.321 (2)	62.16	0.044	12:00:30.057

P33 7 J Travis ROOKER		Kawasaki NINJA 400 - Swedish car connection				
IDEAL LAP TIME : 1:10.688		BEST LAP TIME : 1:10.706		DIFFERENCE : 0.018		
LAP	SECTOR 1	SECTOR 2	LAP TIME	MPH	DIFF	TIME OF DAY
1 -		32.728	1:17.781	67.38	7.075	11:51:25.899
2 -	39.297	32.744	1:12.041	72.75	1.335	11:52:37.940
3 -	39.112	32.067	1:11.179 (2)	73.63	0.473	11:53:49.119
4 -	39.422	31.889	1:11.311 (3)	73.50	0.605	11:55:00.430
5 -	39.130	31.576	1:10.706 (1)	74.13		11:56:11.136

P34 38 MZ Chris PETTET		MZ ETZ250 -				
IDEAL LAP TIME : 1:24.822		BEST LAP TIME : 1:25.479		DIFFERENCE : 0.657		
LAP	SECTOR 1	SECTOR 2	LAP TIME	MPH	DIFF	TIME OF DAY
1 -		38.809	1:52.745	46.49	27.266	11:52:00.863
2 -	47.378	38.871	1:26.249 (2)	60.77	0.770	11:53:27.112
3 -	46.013	39.466	1:25.479 (1)	61.32		11:54:52.591

BMCRC - MRO Championships 2024 - Rnd 2 @ Pembrey

ACU Team Green Junior Cup & Senior Ninja & BMZRC 250 MZ

RACE 3 - BEST SECTORS

SECTOR 1				SECTOR 2				IDEAL / BEST COMPARISON				
POS	NO	NAME	TIME	NO	NAME	TIME	POS	NO	NAME	IDEAL	BEST	DIFF
									PERFECT LAP	1:09.035		
1	134	SKAYMAN	37.833	81	SIMS	31.202	1	134	SKAYMAN	1:09.269	1:09.347	0.078
2	81	SIMS	38.172	16	LAYTON	31.232	2	81	SIMS	1:09.374	1:09.668	0.294
3	2	WATT	38.394	134	SKAYMAN	31.436	3	16	LAYTON	1:09.760	1:10.112	0.352
4	45	MACKENZIE	38.418	7	ROOKER	31.576	4	45	MACKENZIE	1:10.050	1:10.050	0.000
5	17	BUSA	38.436	45	MACKENZIE	31.632	5	2	WATT	1:10.166	1:10.432	0.266
6	16	LAYTON	38.528	76	WILKINSON	31.743	6	76	WILKINSON	1:10.334	1:10.709	0.375
7	76	WILKINSON	38.591	0	HALL	31.770	7	17	BUSA	1:10.631	1:11.083	0.452
8	75	GREASLEY	38.710	2	WATT	31.772	8	7	ROOKER	1:10.688	1:10.706	0.018
9	27	BROWN	38.932	27	BROWN	32.076	9	0	HALL	1:10.717	1:11.092	0.375
10	0	HALL	38.947	43	SWARBRICK	32.119	10	75	GREASLEY	1:11.001	1:11.074	0.073
11	43	SWARBRICK	38.993	17	BUSA	32.195	11	27	BROWN	1:11.008	1:11.008	0.000
12	7	ROOKER	39.112	75	GREASLEY	32.291	12	43	SWARBRICK	1:11.112	1:11.112	0.000
13	96	KENT	39.125	85	WALES	32.542	13	85	WALES	1:12.168	1:12.168	0.000
14	85	WALES	39.626	12	RAMSEY	32.694	14	96	KENT	1:12.270	1:12.670	0.400
15	6	BUSA	39.898	6	BUSA	33.133	15	12	RAMSEY	1:12.708	1:12.708	0.000
16	1	MANN	39.911	96	KENT	33.145	16	6	BUSA	1:13.031	1:13.273	0.242
17	12	RAMSEY	40.014	1	MANN	33.246	17	1	MANN	1:13.157	1:13.705	0.548
18	95	ROGERS	40.025	95	ROGERS	33.299	18	95	ROGERS	1:13.324	1:13.520	0.196
19	13	RYAN	40.089	37	LAMACRAFT	33.317	19	13	RYAN	1:13.555	1:13.771	0.216
20	37	LAMACRAFT	40.534	13	RYAN	33.466	20	37	LAMACRAFT	1:13.851	1:14.093	0.242
21	94	RYAN	41.330	94	RYAN	34.501	21	94	RYAN	1:15.831	1:15.831	0.000
22	32	ASHMEAD	42.173	5	SAMETT	34.646	22	32	ASHMEAD	1:17.085	1:17.085	0.000
23	56	TURNER	42.288	33	KLINGE	34.902	23	56	TURNER	1:17.428	1:17.428	0.000
24	9	HOWLETT	42.579	32	ASHMEAD	34.912	24	9	HOWLETT	1:17.645	1:17.880	0.235
25	166	LEWIS	42.759	66	SMITH	34.939	25	5	SAMETT	1:17.782	1:17.793	0.011
26	5	SAMETT	43.136	9	HOWLETT	35.066	26	33	KLINGE	1:18.086	1:18.692	0.606
27	33	KLINGE	43.184	56	TURNER	35.140	27	66	SMITH	1:18.313	1:18.388	0.075
28	66	SMITH	43.374	4	FRANKLIN	35.159	28	166	LEWIS	1:18.498	1:18.498	0.000
29	4	FRANKLIN	43.518	44	CORREIA	35.271	29	4	FRANKLIN	1:18.677	1:18.677	0.000
30	44	CORREIA	43.805	26	CHAMPION	35.420	30	44	CORREIA	1:19.076	1:19.824	0.748
31	74	LANE	43.864	166	LEWIS	35.739	31	74	LANE	1:20.203	1:20.256	0.053
32	102	WRIGHT	45.587	74	LANE	36.339	32	26	CHAMPION	1:22.732	1:22.732	0.000
33	38	PETTET	46.013	102	WRIGHT	38.088	33	102	WRIGHT	1:23.675	1:24.277	0.602
34	26	CHAMPION	47.312	38	PETTET	38.809	34	38	PETTET	1:24.822	1:25.479	0.657
35												
36												

BMCRC - MRO Championships 2024 - Rnd 2 @ Pembrey

ACU Team Green Junior Cup & Senior Ninja & BMZRC 250 MZ

RACE 3 - STATISTICS

Competitors Started 36
Planned Start 2024-04-13 @ 11:50:00.000
Actual Start 2024-04-13 @ 11:50:08.117
Finish Time 2024-04-13 @ 11:59:37.096
Track Length 1.4560mi.
Total Laps 253
Total Distance Covered 368.3680mi.

Session Fastest Lap History

NO	CL	NAME	LAP TIME	TIME OF DAY	LAP	VEHICLE
134	J	Toby SKAYMAN	1:09.918	11:52:34.785	2	Kawasaki EX300
134	J	Toby SKAYMAN	1:09.347	11:53:44.133	3	Kawasaki EX300

Session Leader History

NO	CL	NAME	FROM LAP	LAPS LED	DISTANCE	VEHICLE
134	J	Toby SKAYMAN	1	8	11.64 miles	Kawasaki EX300

Flag History

TYPE	TIME OF DAY
GREEN	11:50:08.117
FINISH	11:59:37.096

Flag Statistics

TYPE	COUNT	TOTAL LAPS	TOTAL TIME
Green	1	8	10:51.010
Red	0	0	0.000
Safety Car	0	0	0.000
FCY	0	0	0.000

BMCRC - MRO Championships 2024 - Rnd 2 @ Pembrey

ACU Team Green Junior Cup & Senior Ninja & BMZRC 250 MZ

RACE 3 - STATISTICS

CLASS : J

12 Starters

Fastest Lap History

NO	NAME	LAP TIME	TIME OF DAY	LAP	VEHICLE
134	Toby SKAYMAN	1:09.918	11:52:34.785	2	Kawasaki EX300
134	Toby SKAYMAN	1:09.347	11:53:44.133	3	Kawasaki EX300

Leader History

NO	NAME	FROM LAP	LAPS LED	DISTANCE	VEHICLE
134	Toby SKAYMAN	1	8	11.64 miles	Kawasaki EX300

BMCRC - MRO Championships 2024 - Rnd 2 @ Pembrey

ACU Team Green Junior Cup & Senior Ninja & BMZRC 250 MZ

RACE 3 - STATISTICS

CLASS : S

7 Starters

Fastest Lap History

NO	NAME	LAP TIME	TIME OF DAY	LAP	VEHICLE
27	Ben BROWN	1:11.719	11:52:37.977	2	Kawasaki NINJA 400
17	Daryn BUSA	1:11.083	11:52:38.907	2	Kawasaki NINJA 400
27	Ben BROWN	1:11.008	11:56:12.183	5	Kawasaki NINJA 400

Leader History

NO	NAME	FROM LAP	LAPS LED	DISTANCE	VEHICLE
27	Ben BROWN	1	8	11.64 miles	Kawasaki NINJA 400

BMCRC - MRO Championships 2024 - Rnd 2 @ Pembrey

ACU Team Green Junior Cup & Senior Ninja & BMZRC 250 MZ

RACE 3 - STATISTICS

CLASS : MZ

12 Starters

Fastest Lap History

NO	NAME	LAP TIME	TIME OF DAY	LAP	VEHICLE
96	Chris KENT	1:13.417	11:52:59.085	2	MZ TS 250
85	Andrew WALES	1:12.168	11:52:59.104	2	MZ ETZ 250

Leader History

NO	NAME	FROM LAP	LAPS LED	DISTANCE	VEHICLE
96	Chris KENT	1	2	2.91 miles	MZ TS 250
85	Andrew WALES	3	2	2.91 miles	MZ ETZ 250
96	Chris KENT	5	1	1.45 miles	MZ TS 250
85	Andrew WALES	6	3	4.36 miles	MZ ETZ 250

BMCRC - MRO Championships 2024 - Rnd 2 @ Pembrey

ACU Team Green Junior Cup & Senior Ninja & BMZRC 250 MZ

RACE 3 - STATISTICS

CLASS : MZ_R

5 Starters

Fastest Lap History

NO	NAME	LAP TIME	TIME OF DAY	LAP	VEHICLE
37	Harry LAMACRAFT	1:15.440	11:53:03.168	2	MZ ETZ 250
37	Harry LAMACRAFT	1:14.829	11:54:17.997	3	MZ ETZ 250
37	Harry LAMACRAFT	1:14.093	11:56:48.780	5	MZ ETZ 250

Leader History

NO	NAME	FROM LAP	LAPS LED	DISTANCE	VEHICLE
37	Harry LAMACRAFT	1	8	11.64 miles	MZ ETZ 250



BMCRC - MRO Championships 2024 - Rnd 2 @ Pembrey

ACU Team Green Junior Cup & Senior Ninja & BMZRC 250 MZ

RACE 12 - GRID (8 Laps)

ROW 14	42		1:25.479	41	38 Chris PETTET	40	1:24.277	102 Caleb WRIGHT		
ROW 13		39	1:20.256	74 Kevin LANE	38	565 Louis KERSHAW	37	11 Carl CRIPPS		
ROW 12	36	1:18.498	166 Graeme LEWIS	35	1:17.880	9 Gary HOWLETT	34	1:17.793	5 Garry SAMETT	
ROW 11		33	1:17.428	56 Russell TURNER	32	1:17.085	32 John ASHMEAD	31	1:15.831	94 Declan Kai RYAN
ROW 10	30	1:14.093	37 Harry LAMACRAFT	29	1:13.771	13 Gordon RYAN	28	1:13.705	1 Alexander MANN	
ROW 9		27	1:13.520	95 Christopher ROGERS	26	1:12.670	96 Chris KENT	25	1:12.168	85 Andrew WALES
ROW 8	24			23			22			
ROW 7		21			20		19	1:22.732	26 Brooke CHAMPION	
ROW 6	18	1:19.824	44 Joshua CORREIA	17	1:18.692	33 Patrick KLINGE	16	1:18.677	4 Nigel FRANKLIN	
ROW 5		15	1:18.388	66 Mark SMITH	14	1:13.273	6 Kian BUSA	13	1:12.708	12 Kees RAMSEY
ROW 4	12	1:11.112	43 Mark SWARBRICK	11	1:11.092	0 Max HALL	10	1:11.083	17 Daryn BUSA	
ROW 3		9	1:11.074	75 Mason GREASLEY	8	1:11.008	27 Ben BROWN	7	1:10.709	76 Luca WILKINSON
ROW 2	6	1:10.706	7 Travis ROOKER	5	1:10.432	2 Kade WATT	4	1:10.112	16 Aleisha LAYTON	
ROW 1		3	1:10.050	45 Marley MACKENZIE	2	1:09.668	81 Ollie SIMS	1	1:09.347	134 Toby SKAYMAN

Pole

These results are provisional until the conclusion of any judicial and technical matters.

Pembrey National: 1.4560 miles

Clerk Of Course:	Stewards:	Timekeeper:	<i>Craig Smith</i>	
------------------	-----------	-------------	--------------------	--

Results can be found at www.tsl-timing.com

Printed - 12:05 Saturday, 13 April 2024





BMCRC - MRO Championships 2024 - Rnd 2 @ Pembrey

ACU Team Green Junior Cup & Senior Ninja & BMZRC 250 MZ

RACE 12 - CLASSIFICATION

Race Distance: 5 Laps / 7.28 miles

POS	NO	CL	PIC	NAME	ENTRY	LAPS	TIME	GAP	DIFF	MPH	BEST	ON	GRD	↑↓
1	45	J	1	Marley MACKENZIE	Kawasaki NINJA - Kirkcaldy Kawasaki, ELPM	5	5:51.139			74.63	1:08.558	5	3	2
2	81	J	2	Ollie SIMS	Kawasaki NINJA 400 - Motorbodies Weston ltd	5	5:51.683	0.544	0.544	74.52	1:08.931	5	2	0
3	7	J	3	Travis ROOKER	Kawasaki NINJA 400 - Swedish car connection	5	5:52.344	1.205	0.661	74.38	1:08.649	3	6	3
4	76	J	4	Luca WILKINSON	Kawasaki NINJA400 - RD RACING	5	5:52.603	1.464	0.259	74.32	1:08.211	4	7	3
5	134	J	5	Toby SKAYMAN	Kawasaki EX300 - D & A Home Solutions	5	5:53.382	2.243	0.779	74.16	1:09.466	2	1	-4
6	2	J	6	Kade WATT	Kawasaki NINJA 400 - 3D Racing	5	5:53.624	2.485	0.242	74.11	1:08.774	3	5	-1
7	16	J	7	Aleisha LAYTON	Kawasaki NINJA 400 -	5	5:54.606	3.467	0.982	73.90	1:09.293	4	4	-3
8	12*	J	8	Kees RAMSEY	Kawasaki NINJA 400CC -	5	5:57.751	6.612	3.145	73.25	1:09.475	4	13	5
9	27	S	1	Ben BROWN	Kawasaki NINJA 400 - Hunts Motorcycles	5	5:58.880	7.741	1.129	73.02	1:09.838	2	8	-1
10	17	S	2	Daryn BUSA	Kawasaki NINJA 400 -	5	5:59.023	7.884	0.143	72.99	1:09.509	3	10	0
11	75	J	9	Mason GREASLEY	Kawasaki NINJA 300 - Frame fast	5	6:04.250	13.111	5.227	71.95	1:10.975	2	9	-2
12	0	S	3	Max HALL	Kawasaki NINJA 400 - Max Hall Racing	5	6:04.324	13.185	0.074	71.93	1:10.388	3	11	-1
13	43	S	4	Mark SWARBRICK	Kawasaki NINJA 400 -	5	6:04.543	13.404	0.219	71.89	1:10.958	2	12	-1
14	6	J	10	Kian BUSA	Kawasaki 400 NINJA - iActiveRC	5	6:10.798	19.659	6.255	70.67	1:12.104	2	14	0
15	44	S	5	Joshua CORREIA	Kawasaki NINJA 300 - Alpha Racing	5	6:24.168	33.029	13.370	68.22	1:14.739	4	18	3
16	85	MZ	1	Andrew WALES	MZ ETZ 250 - Show Control International	5	6:27.053	35.914	2.885	67.71	1:12.712	2	20	4
17	95	MZ	2	Christopher ROGERS	Mz ETZ 250 - CB Racing	5	6:28.488	37.349	1.435	67.46	1:11.777	5	22	5
18	96	MZ	3	Chris KENT	MZ TS 250 -	5	6:30.998	39.859	2.510	67.02	1:13.313	4	21	3
19	66	S	6	Mark SMITH	Kawasaki EX300 - IMP RACING	5	6:32.270	41.131	1.272	66.81	1:15.683	5	15	-4
20	13	MZ	4	Gordon RYAN	MZ 250 - Prism Work Psychology	5	6:32.573	41.434	0.303	66.75	1:13.105	5	24	4
21	1	MZ	5	Alexander MANN	MZ TS 250 - HS Racing	5	6:34.383	43.244	1.810	66.45	1:13.040	5	23	2
22	33	J	11	Patrick KLINGE	Kawasaki NINJA 400 - Klingklong Racing	5	6:41.665	50.526	7.282	65.24	1:18.168	5	17	-5
23	11	MZ_R	1	Carl CRIPPS	MZ ETZ250 - MIS UK LTD	5	6:47.386	56.247	5.721	64.33	1:14.998	4	35	12
24	32	MZ	6	John ASHMEAD	MZ 250 -	5	6:47.594	56.455	0.208	64.29	1:15.994	2	27	3
25	4	S	7	Nigel FRANKLIN	Kawasaki NINJA - Nigel Franklin	5	6:48.410	57.271	0.816	64.17	1:19.075	4	16	-9
26	9	MZ	7	Gary HOWLETT	MZ TS250 - HS Racing	5	6:49.004	57.865	0.594	64.07	1:15.582	2	30	4
27	56	MZ	8	Russell TURNER	MZ 250 - TT Racing	5	6:55.837	1:04.698	6.833	63.02	1:16.853	4	28	1
28	5	MZ	9	Garry SAMETT	MZ TS 250 - smallmouse	5	6:58.491	1:07.352	2.654	62.62	1:18.290	5	29	1
29	166	MZ	10	Graeme LEWIS	MZ 250 - Morris Racing Lubricants #MRL	5	7:01.366	1:10.227	2.875	62.19	1:18.379	2	31	2
30	74	MZ_R	2	Kevin LANE	MZ ETZ - Racing Lane	5	7:22.868	1:31.729	21.502	59.17	1:21.621	4	32	2
31	102	MZ_R	3	Caleb WRIGHT	MZ 250 ETZ - Clover Investments	4	5:57.642	1 Lap	1 Lap	58.62	1:22.917	4	33	2

FASTEST LAP

76	J	Luca WILKINSON	Kawasaki NINJA400 - RD RACING	4	1:08.211	76.84 mph	123.66 kph
17	S	Daryn BUSA	Kawasaki NINJA 400 -	3	1:09.509	75.40 mph	121.35 kph
95	MZ	Christopher ROGERS	Mz ETZ 250 - CB Racing	5	1:11.777	73.02 mph	117.52 kph
11	MZ_R	Carl CRIPPS	MZ ETZ250 - MIS UK LTD	4	1:14.998	69.88 mph	112.47 kph

Comments:

* No. 12 - Low battery on transponder - please charge

Class J - 92.5% of Race Speed = 69.03 mph

Class S - 92.5% of Race Speed = 67.54 mph

Class MZ - 92.5% of Race Speed = 62.63 mph

Class MZ_R - 92.5% of Race Speed = 59.50 mph

Weather / Track : Cloudy / Dry

Date: 13/04/2024 Start: 15:48 Finish: 15:54

These results are provisional until the conclusion of any judicial and technical matters.

Pembrey National: 1.4560 miles

Clerk Of Course:

Stewards:

Timekeeper:

Craig Smith



Results can be found at www.tsl-timing.com

Printed - 16:00 Saturday, 13 April 2024



BMCRC - MRO Championships 2024 - Rnd 2 @ Pembrey

ACU Team Green Junior Cup & Senior Ninja & BMZRC 250 MZ

RACE 12 - LAP CHART

LAP 1 @ 15:49:34.439

NO	BEHIND	LAP TIME
134		1:15.001
81	0.158	1:15.159
45	0.266	1:15.267
2	1.406	1:16.407
7	1.493	1:16.494
16	1.900	1:16.901
76	2.392	1:17.393
27	2.558	1:17.559
12	3.121	1:18.122
17	3.426	1:18.427
75	3.933	1:18.934
43	4.105	1:19.106
6	4.788	1:19.789
0	4.887	1:19.888
44	7.932	1:22.933
66	10.657	1:25.658
33	13.014	1:28.015
4	14.669	1:29.670
85	19.802	1:34.803
13	21.413	1:36.414
96	21.596	1:36.597
95	21.796	1:36.797
1	24.266	1:39.267
32	24.925	1:39.926
11	25.864	1:40.865
9	26.855	1:41.856
166	27.331	1:42.332
5	28.465	1:43.466
74	29.675	1:44.676
56	30.639	1:45.640
102	32.838	1:47.839

LAP 2 @ 15:50:43.905

NO	BEHIND	LAP TIME
134		1:09.466
81	0.095	1:09.403
45	0.201	1:09.401
7	1.083	1:09.056
2	1.429	1:09.489
16	1.837	1:09.403
76	2.150	1:09.224
27	2.930	1:09.838
12	3.846	1:10.191
17	4.496	1:10.536
75	5.442	1:10.975
43	5.597	1:10.958
0	7.255	1:11.834
6	7.426	1:12.104
44	14.542	1:16.076
66	18.842	1:17.651
33	22.150	1:18.602
85	23.048	1:12.712
4	25.783	1:20.580
96	25.899	1:13.769
13	25.986	1:14.039
95	26.033	1:13.703
1	28.695	1:13.895
32	31.453	1:15.994
9	32.971	1:15.582
11	35.389	1:18.991
166	36.244	1:18.379
5	37.625	1:18.626
56	39.507	1:18.334

74	42.643	1:22.434
102	46.655	1:23.283

LAP 3 @ 15:51:53.050

NO	BEHIND	LAP TIME
81		1:09.050
45	0.138	1:09.082
134	0.339	1:09.484
7	0.587	1:08.649
2	1.058	1:08.774
76	1.890	1:08.885
16	2.057	1:09.365
27	4.603	1:10.818
12	4.694	1:09.993
17	4.860	1:09.509
43	7.428	1:10.976
75	7.854	1:11.557
0	8.498	1:10.388
6	10.638	1:12.357
44	20.451	1:15.054
66	26.694	1:16.997
85	26.828	1:12.925
96	30.239	1:13.485
95	30.324	1:13.436
33	31.375	1:18.370
13	31.651	1:14.810
1	33.151	1:13.601
4	36.354	1:19.716
32	39.009	1:16.701
9	40.959	1:17.133
11	42.996	1:16.752
166	47.289	1:20.190
56	47.525	1:17.163
5	47.942	1:19.462
74	55.378	1:21.880
102	1:01.113	1:23.603

LAP 4 @ 15:53:02.019

NO	BEHIND	LAP TIME
45		1:08.831
81	0.171	1:09.140
134	0.876	1:09.506
7	0.990	1:09.372
76	1.132	1:08.211
2	1.355	1:09.266
16	2.381	1:09.293
12	5.200	1:09.475
27	5.793	1:10.159
17	6.045	1:10.154
43	10.258	1:11.799
75	10.485	1:11.600
0	10.594	1:11.065
6	14.381	1:12.712
44	26.221	1:14.739
85	31.012	1:13.153
66	34.006	1:16.281
95	34.130	1:12.775
96	34.583	1:13.313
13	36.887	1:14.205
1	38.762	1:14.580
33	40.916	1:18.510
4	46.460	1:19.075
32	47.390	1:17.350
9	48.490	1:16.500
11	49.025	1:14.998

56	55.409	1:16.853
5	57.620	1:18.647
166	58.918	1:20.598
74	1:08.030	1:21.621

LAP 5 @ 15:54:10.577

NO	BEHIND	LAP TIME
45		1:08.558
81	0.544	1:08.931
7	1.205	1:08.773
76	1.464	1:08.890
134	2.243	1:09.925
2	2.485	1:09.688
16	3.467	1:09.644
102	1 Lap	1:22.917
12	6.612	1:09.970
27	7.741	1:10.506
17	7.884	1:10.397
75	13.111	1:11.184
0	13.185	1:11.149
43	13.404	1:11.704
6	19.659	1:13.836
44	33.029	1:15.366
85	35.914	1:13.460
95	37.349	1:11.777
96	39.859	1:13.834
66	41.131	1:15.683
13	41.434	1:13.105
1	43.244	1:13.040
33	50.526	1:18.168
11	56.247	1:15.780
32	56.455	1:17.623
4	57.271	1:19.369
9	57.865	1:17.933
56	1:04.698	1:17.847
5	1:07.352	1:18.290
166	1:10.227	1:19.867
74	1:31.729	1:32.257

BMCRC - MRO Championships 2024 - Rnd 2 @ Pembrey

ACU Team Green Junior Cup & Senior Ninja & BMZRC 250 MZ

RACE 12 - POSITION CHART

No	Name	Lap Pos	Lap				
			1	2	3	4	5
134	SKAYMAN	1	134	134	81	45	45
81	SIMS	2	81	81	45	81	81
45	MACKENZIE	3	45	45	134	134	7
16	LAYTON	4	2	7	7	7	76
2	WATT	5	7	2	2	76	134
7	ROOKER	6	16	16	76	2	2
76	WILKINSON	7	76	76	16	16	16
27	BROWN	8	27	27	27	12	12
75	GREASLEY	9	12	12	12	27	27
17	BUSA	10	17	17	17	17	17
0	HALL	11	75	75	43	43	75
43	SWARBRICK	12	43	43	75	75	0
12	RAMSEY	13	6	0	0	0	43
6	BUSA	14	0	6	6	6	6
66	SMITH	15	44	44	44	44	44
4	FRANKLIN	16	66	66	66	85	85
33	KLINGE	17	33	33	85	66	95
44	CORREIA	18	4	85	96	95	96
85	WALES	19	85	4	95	96	66
96	KENT	20	13	96	33	13	13
95	ROGERS	21	96	13	13	1	1
1	MANN	22	95	95	1	33	33
13	RYAN	23	1	1	4	4	11
32	ASHMEAD	24	32	32	32	32	32
56	TURNER	25	11	9	9	9	4
5	SAMETT	26	9	11	11	11	9
9	HOWLETT	27	166	166	166	56	56
166	LEWIS	28	5	5	56	5	5
74	LANE	29	74	56	5	166	166
102	WRIGHT	30	56	74	74	74	74
11	CRIPPS	31	102	102	102	102	

BMCRC - MRO Championships 2024 - Rnd 2 @ Pembrey

ACU Team Green Junior Cup & Senior Ninja & BMZRC 250 MZ

RACE 12 - SECTOR ANALYSIS



SECTOR 1 = FL to I1, SECTOR 2 = I1 to FL, DIFF = Difference To Personal Best Lap, P = Crossed Finish Line in Pit Lane, D = Time Disallowed

P1 45 J		Marley MACKENZIE		Kawasaki NINJA - Kirkcaldy Kawasaki, ELPM		
IDEAL LAP TIME : 1:08.488		BEST LAP TIME : 1:08.558		DIFFERENCE : 0.070		
LAP	SECTOR 1	SECTOR 2	LAP TIME	MPH	DIFF	TIME OF DAY
1 -		31.871	1:15.267	69.64	6.709	15:49:34.705
2 -	38.107	31.294	1:09.401	75.52	0.843	15:50:44.106
3 -	37.775	31.307	1:09.082 (3)	75.87	0.524	15:51:53.188
4 -	37.373	31.458	1:08.831 (2)	76.15	0.273	15:53:02.019
5 -	37.194	31.364	1:08.558 (1)	76.45		15:54:10.577

P2 81 J		Ollie SIMS		Kawasaki NINJA 400 - Motorbodies Weston Ltd		
IDEAL LAP TIME : 1:08.891		BEST LAP TIME : 1:08.931		DIFFERENCE : 0.040		
LAP	SECTOR 1	SECTOR 2	LAP TIME	MPH	DIFF	TIME OF DAY
1 -		31.641	1:15.159	69.74	6.228	15:49:34.597
2 -	37.678	31.725	1:09.403	75.52	0.472	15:50:44.000
3 -	37.472	31.578	1:09.050 (2)	75.91	0.119	15:51:53.050
4 -	37.721	31.419	1:09.140 (3)	75.81	0.209	15:53:02.190
5 -	37.472	31.459	1:08.931 (1)	76.04		15:54:11.121

P3 7 J		Travis ROOKER		Kawasaki NINJA 400 - Swedish car connection		
IDEAL LAP TIME : 1:08.649		BEST LAP TIME : 1:08.649		DIFFERENCE : 0.000		
LAP	SECTOR 1	SECTOR 2	LAP TIME	MPH	DIFF	TIME OF DAY
1 -		31.613	1:16.494	68.52	7.845	15:49:35.932
2 -	37.759	31.297	1:09.056 (3)	75.90	0.407	15:50:44.988
3 -	37.506	31.143	1:08.649 (1)	76.35		15:51:53.637
4 -	38.101	31.271	1:09.372	75.55	0.723	15:53:03.009
5 -	37.536	31.237	1:08.773 (2)	76.21	0.124	15:54:11.782

P4 76 J		Luca WILKINSON		Kawasaki NINJA400 - RD RACING		
IDEAL LAP TIME : 1:08.211		BEST LAP TIME : 1:08.211		DIFFERENCE : 0.000		
LAP	SECTOR 1	SECTOR 2	LAP TIME	MPH	DIFF	TIME OF DAY
1 -		32.127	1:17.393	67.72	9.182	15:49:36.831
2 -	38.196	31.028	1:09.224	75.71	1.013	15:50:46.055
3 -	37.727	31.158	1:08.885 (2)	76.09	0.674	15:51:54.940
4 -	37.480	30.731	1:08.211 (1)	76.84		15:53:03.151
5 -	38.045	30.845	1:08.890 (3)	76.08	0.679	15:54:12.041

P5 134 J		Toby SKAYMAN		Kawasaki EX300 - D & A Home Solutions		
IDEAL LAP TIME : 1:09.283		BEST LAP TIME : 1:09.466		DIFFERENCE : 0.183		
LAP	SECTOR 1	SECTOR 2	LAP TIME	MPH	DIFF	TIME OF DAY
1 -		32.261	1:15.001	69.88	5.535	15:49:34.439
2 -	38.039	31.427	1:09.466 (1)	75.45		15:50:43.905
3 -	38.202	31.282	1:09.484 (2)	75.43	0.018	15:51:53.389
4 -	38.001	31.505	1:09.506 (3)	75.41	0.040	15:53:02.895
5 -	38.427	31.498	1:09.925	74.96	0.459	15:54:12.820

P6 2 J		Kade WATT		Kawasaki NINJA 400 - 3D Racing		
IDEAL LAP TIME : 1:08.721		BEST LAP TIME : 1:08.774		DIFFERENCE : 0.053		
LAP	SECTOR 1	SECTOR 2	LAP TIME	MPH	DIFF	TIME OF DAY
1 -		31.744	1:16.407	68.60	7.633	15:49:35.845
2 -	38.315	31.174	1:09.489 (3)	75.43	0.715	15:50:45.334
3 -	37.547	31.227	1:08.774 (1)	76.21		15:51:54.108
4 -	38.017	31.249	1:09.266 (2)	75.67	0.492	15:53:03.374
5 -	38.481	31.207	1:09.688	75.21	0.914	15:54:13.062

BMCRC - MRO Championships 2024 - Rnd 2 @ Pembrey

ACU Team Green Junior Cup & Senior Ninja & BMZRC 250 MZ

RACE 12 - SECTOR ANALYSIS



SECTOR 1 = FL to I1, SECTOR 2 = I1 to FL, DIFF = Difference To Personal Best Lap, P = Crossed Finish Line in Pit Lane, D = Time Disallowed

P7 16 J		Aleisha LAYTON		Kawasaki NINJA 400 -		
IDEAL LAP TIME : 1:09.133		BEST LAP TIME : 1:09.293		DIFFERENCE : 0.160		
LAP	SECTOR 1	SECTOR 2	LAP TIME	MPH	DIFF	TIME OF DAY
1 -		31.909	1:16.901	68.16	7.608	15:49:36.339
2 -	38.333	31.070	1:09.403 (3)	75.52	0.110	15:50:45.742
3 -	38.247	31.118	1:09.365 (2)	75.56	0.072	15:51:55.107
4 -	38.063	31.230	1:09.293 (1)	75.64		15:53:04.400
5 -	38.168	31.476	1:09.644	75.26	0.351	15:54:14.044

P8 12 J		Kees RAMSEY		Kawasaki NINJA 400CC -		
IDEAL LAP TIME : 1:09.475		BEST LAP TIME : 1:09.475		DIFFERENCE : 0.000		
LAP	SECTOR 1	SECTOR 2	LAP TIME	MPH	DIFF	TIME OF DAY
1 -		32.364	1:18.122	67.09	8.647	15:49:37.560
2 -	38.509	31.682	1:10.191	74.67	0.716	15:50:47.751
3 -	38.027	31.966	1:09.993 (3)	74.88	0.518	15:51:57.744
4 -	37.999	31.476	1:09.475 (1)	75.44		15:53:07.219
5 -	38.436	31.534	1:09.970 (2)	74.91	0.495	15:54:17.189

P9 27 S		Ben BROWN		Kawasaki NINJA 400 - Hunts Motorcycles		
IDEAL LAP TIME : 1:09.838		BEST LAP TIME : 1:09.838		DIFFERENCE : 0.000		
LAP	SECTOR 1	SECTOR 2	LAP TIME	MPH	DIFF	TIME OF DAY
1 -		32.119	1:17.559	67.58	7.721	15:49:36.997
2 -	38.195	31.643	1:09.838 (1)	75.05		15:50:46.835
3 -	38.354	32.464	1:10.818	74.01	0.980	15:51:57.653
4 -	38.284	31.875	1:10.159 (2)	74.71	0.321	15:53:07.812
5 -	38.659	31.847	1:10.506 (3)	74.34	0.668	15:54:18.318

P10 17 S		Daryn BUSA		Kawasaki NINJA 400 -		
IDEAL LAP TIME : 1:09.406		BEST LAP TIME : 1:09.509		DIFFERENCE : 0.103		
LAP	SECTOR 1	SECTOR 2	LAP TIME	MPH	DIFF	TIME OF DAY
1 -		32.417	1:18.427	66.83	8.918	15:49:37.865
2 -	38.475	32.061	1:10.536	74.31	1.027	15:50:48.401
3 -	37.706	31.803	1:09.509 (1)	75.40		15:51:57.910
4 -	38.391	31.763	1:10.154 (2)	74.71	0.645	15:53:08.064
5 -	38.697	31.700	1:10.397 (3)	74.45	0.888	15:54:18.461

P11 75 J		Mason GREASLEY		Kawasaki NINJA 300 - Frame fast		
IDEAL LAP TIME : 1:10.598		BEST LAP TIME : 1:10.975		DIFFERENCE : 0.377		
LAP	SECTOR 1	SECTOR 2	LAP TIME	MPH	DIFF	TIME OF DAY
1 -		32.474	1:18.934	66.40	7.959	15:49:38.372
2 -	38.951	32.024	1:10.975 (1)	73.85		15:50:49.347
3 -	38.574	32.983	1:11.557 (3)	73.25	0.582	15:52:00.904
4 -	39.156	32.444	1:11.600	73.20	0.625	15:53:12.504
5 -	38.714	32.470	1:11.184 (2)	73.63	0.209	15:54:23.688

P12 0 S		Max HALL		Kawasaki NINJA 400 - Max Hall Racing		
IDEAL LAP TIME : 1:10.297		BEST LAP TIME : 1:10.388		DIFFERENCE : 0.091		
LAP	SECTOR 1	SECTOR 2	LAP TIME	MPH	DIFF	TIME OF DAY
1 -		32.798	1:19.888	65.61	9.500	15:49:39.326
2 -	39.569	32.265	1:11.834	72.96	1.446	15:50:51.160
3 -	38.781	31.607	1:10.388 (1)	74.46		15:52:01.548
4 -	38.690	32.375	1:11.065 (2)	73.75	0.677	15:53:12.613
5 -	38.760	32.389	1:11.149 (3)	73.67	0.761	15:54:23.762

BMCRC - MRO Championships 2024 - Rnd 2 @ Pembrey

ACU Team Green Junior Cup & Senior Ninja & BMZRC 250 MZ

RACE 12 - SECTOR ANALYSIS



SECTOR 1 = FL to I1, SECTOR 2 = I1 to FL, DIFF = Difference To Personal Best Lap, P = Crossed Finish Line in Pit Lane, D = Time Disallowed

P13 43 S		Mark SWARBRICK		Kawasaki NINJA 400 -			
IDEAL LAP TIME : 1:10.461		BEST LAP TIME : 1:10.958		DIFFERENCE : 0.497			
LAP	SECTOR 1	SECTOR 2	LAP TIME	MPH	DIFF	TIME OF DAY	
1 -		32.994	1:19.106	66.26	8.148	15:49:38.544	
2 -	39.244	31.714	1:10.958 (1)	73.86		15:50:49.502	
3 -	38.747	32.229	1:10.976 (2)	73.85	0.018	15:52:00.478	
4 -	39.233	32.566	1:11.799	73.00	0.841	15:53:12.277	
5 -	39.290	32.414	1:11.704 (3)	73.10	0.746	15:54:23.981	

P14 6 J		Kian BUSA		Kawasaki 400 NINJA - iActiveRC			
IDEAL LAP TIME : 1:12.019		BEST LAP TIME : 1:12.104		DIFFERENCE : 0.085			
LAP	SECTOR 1	SECTOR 2	LAP TIME	MPH	DIFF	TIME OF DAY	
1 -		32.949	1:19.789	65.69	7.685	15:49:39.227	
2 -	39.478	32.626	1:12.104 (1)	72.69		15:50:51.331	
3 -	39.393	32.964	1:12.357 (2)	72.44	0.253	15:52:03.688	
4 -	39.445	33.267	1:12.712 (3)	72.08	0.608	15:53:16.400	
5 -	40.110	33.726	1:13.836	70.98	1.732	15:54:30.236	

P15 44 S		Joshua CORREIA		Kawasaki NINJA 300 - Alpha Racing			
IDEAL LAP TIME : 1:14.602		BEST LAP TIME : 1:14.739		DIFFERENCE : 0.137			
LAP	SECTOR 1	SECTOR 2	LAP TIME	MPH	DIFF	TIME OF DAY	
1 -		34.106	1:22.933	63.20	8.194	15:49:42.371	
2 -	42.286	33.790	1:16.076	68.89	1.337	15:50:58.447	
3 -	41.795	33.259	1:15.054 (2)	69.83	0.315	15:52:13.501	
4 -	41.343	33.396	1:14.739 (1)	70.13		15:53:28.240	
5 -	41.659	33.707	1:15.366 (3)	69.54	0.627	15:54:43.606	

P16 85 MZ		Andrew WALES		MZ ETZ 250 - Show Control International			
IDEAL LAP TIME : 1:12.149		BEST LAP TIME : 1:12.712		DIFFERENCE : 0.563			
LAP	SECTOR 1	SECTOR 2	LAP TIME	MPH	DIFF	TIME OF DAY	
1 -		33.149	1:34.803	55.28	22.091	15:49:54.241	
2 -	39.000	33.712	1:12.712 (1)	72.08		15:51:06.953	
3 -	39.765	33.160	1:12.925 (2)	71.87	0.213	15:52:19.878	
4 -	39.536	33.617	1:13.153 (3)	71.65	0.441	15:53:33.031	
5 -	39.962	33.498	1:13.460	71.35	0.748	15:54:46.491	

P17 95 MZ		Christopher ROGERS		Mz ETZ 250 - CB Racing			
IDEAL LAP TIME : 1:11.777		BEST LAP TIME : 1:11.777		DIFFERENCE : 0.000			
LAP	SECTOR 1	SECTOR 2	LAP TIME	MPH	DIFF	TIME OF DAY	
1 -		33.453	1:36.797	54.15	25.020	15:49:56.235	
2 -	40.608	33.095	1:13.703	71.11	1.926	15:51:09.938	
3 -	40.075	33.361	1:13.436 (3)	71.37	1.659	15:52:23.374	
4 -	39.907	32.868	1:12.775 (2)	72.02	0.998	15:53:36.149	
5 -	39.214	32.563	1:11.777 (1)	73.02		15:54:47.926	

P18 96 MZ		Chris KENT		MZ TS 250 -			
IDEAL LAP TIME : 1:12.874		BEST LAP TIME : 1:13.313		DIFFERENCE : 0.439			
LAP	SECTOR 1	SECTOR 2	LAP TIME	MPH	DIFF	TIME OF DAY	
1 -		33.783	1:36.597	54.26	23.284	15:49:56.035	
2 -	39.369	34.400	1:13.769 (3)	71.05	0.456	15:51:09.804	
3 -	39.454	34.031	1:13.485 (2)	71.32	0.172	15:52:23.289	
4 -	39.808	33.505	1:13.313 (1)	71.49		15:53:36.602	
5 -	40.103	33.731	1:13.834	70.99	0.521	15:54:50.436	

BMCRC - MRO Championships 2024 - Rnd 2 @ Pembrey

ACU Team Green Junior Cup & Senior Ninja & BMZRC 250 MZ

RACE 12 - SECTOR ANALYSIS



SECTOR 1 = FL to I1, SECTOR 2 = I1 to FL, DIFF = Difference To Personal Best Lap, P = Crossed Finish Line in Pit Lane, D = Time Disallowed

P19 66 S		Mark SMITH		Kawasaki EX300 - IMP RACING		
IDEAL LAP TIME : 1:15.683		BEST LAP TIME : 1:15.683		DIFFERENCE : 0.000		
LAP	SECTOR 1	SECTOR 2	LAP TIME	MPH	DIFF	TIME OF DAY
1 -		34.895	1:25.658	61.19	9.975	15:49:45.096
2 -	42.898	34.753	1:17.651	67.50	1.968	15:51:02.747
3 -	42.666	34.331	1:16.997 (3)	68.07	1.314	15:52:19.744
4 -	42.128	34.153	1:16.281 (2)	68.71	0.598	15:53:36.025
5 -	41.880	33.803	1:15.683 (1)	69.25		15:54:51.708

P20 13 MZ		Gordon RYAN		MZ 250 - Prism Work Psychology		
IDEAL LAP TIME : 1:13.105		BEST LAP TIME : 1:13.105		DIFFERENCE : 0.000		
LAP	SECTOR 1	SECTOR 2	LAP TIME	MPH	DIFF	TIME OF DAY
1 -		33.948	1:36.414	54.36	23.309	15:49:55.852
2 -	40.198	33.841	1:14.039 (2)	70.79	0.934	15:51:09.891
3 -	39.931	34.879	1:14.810	70.06	1.705	15:52:24.701
4 -	40.588	33.617	1:14.205 (3)	70.63	1.100	15:53:38.906
5 -	39.786	33.319	1:13.105 (1)	71.69		15:54:52.011

P21 1 MZ		Alexander MANN		MZ TS 250 - HS Racing		
IDEAL LAP TIME : 1:12.999		BEST LAP TIME : 1:13.040		DIFFERENCE : 0.041		
LAP	SECTOR 1	SECTOR 2	LAP TIME	MPH	DIFF	TIME OF DAY
1 -		34.111	1:39.267	52.80	26.227	15:49:58.705
2 -	40.626	33.269	1:13.895 (3)	70.93	0.855	15:51:12.600
3 -	40.647	32.954	1:13.601 (2)	71.21	0.561	15:52:26.201
4 -	41.428	33.152	1:14.580	70.28	1.540	15:53:40.781
5 -	40.045	32.995	1:13.040 (1)	71.76		15:54:53.821

P22 33 J		Patrick KLINGE		Kawasaki NINJA 400 - Klingklong Racing		
IDEAL LAP TIME : 1:17.964		BEST LAP TIME : 1:18.168		DIFFERENCE : 0.204		
LAP	SECTOR 1	SECTOR 2	LAP TIME	MPH	DIFF	TIME OF DAY
1 -		35.640	1:28.015	59.55	9.847	15:49:47.453
2 -	43.576	35.026	1:18.602	66.68	0.434	15:51:06.055
3 -	42.995	35.375	1:18.370 (2)	66.88	0.202	15:52:24.425
4 -	43.203	35.307	1:18.510 (3)	66.76	0.342	15:53:42.935
5 -	43.199	34.969	1:18.168 (1)	67.05		15:55:01.103

P23 11 MZ_R		Carl CRIPPS		MZ ETZ250 - MIS UK LTD		
IDEAL LAP TIME : 1:14.998		BEST LAP TIME : 1:14.998		DIFFERENCE : 0.000		
LAP	SECTOR 1	SECTOR 2	LAP TIME	MPH	DIFF	TIME OF DAY
1 -		36.180	1:40.865	51.96	25.867	15:50:00.303
2 -	43.927	35.064	1:18.991	66.35	3.993	15:51:19.294
3 -	41.991	34.761	1:16.752 (3)	68.29	1.754	15:52:36.046
4 -	40.956	34.042	1:14.998 (1)	69.88		15:53:51.044
5 -	41.171	34.609	1:15.780 (2)	69.16	0.782	15:55:06.824

P24 32 MZ		John ASHMEAD		MZ 250 -		
IDEAL LAP TIME : 1:15.994		BEST LAP TIME : 1:15.994		DIFFERENCE : 0.000		
LAP	SECTOR 1	SECTOR 2	LAP TIME	MPH	DIFF	TIME OF DAY
1 -		35.428	1:39.926	52.45	23.932	15:49:59.364
2 -	41.422	34.572	1:15.994 (1)	68.97		15:51:15.358
3 -	41.614	35.087	1:16.701 (2)	68.33	0.707	15:52:32.059
4 -	41.795	35.555	1:17.350 (3)	67.76	1.356	15:53:49.409
5 -	42.439	35.184	1:17.623	67.52	1.629	15:55:07.032

BMCRC - MRO Championships 2024 - Rnd 2 @ Pembrey

ACU Team Green Junior Cup & Senior Ninja & BMZRC 250 MZ

RACE 12 - SECTOR ANALYSIS



SECTOR 1 = FL to I1, SECTOR 2 = I1 to FL, DIFF = Difference To Personal Best Lap, P = Crossed Finish Line in Pit Lane, D = Time Disallowed

P25		4 S		Nigel FRANKLIN		Kawasaki NINJA - Nigel Franklin	
IDEAL LAP TIME : 1:19.075		BEST LAP TIME : 1:19.075		DIFFERENCE : 0.000			
LAP	SECTOR 1	SECTOR 2	LAP TIME	MPH	DIFF	TIME OF DAY	
1 -		37.000	1:29.670	58.45	10.595	15:49:49.108	
2 -	44.859	35.721	1:20.580	65.04	1.505	15:51:09.688	
3 -	44.436	35.280	1:19.716 (3)	65.75	0.641	15:52:29.404	
4 -	43.971	35.104	1:19.075 (1)	66.28		15:53:48.479	
5 -	44.101	35.268	1:19.369 (2)	66.04	0.294	15:55:07.848	

P26		9 MZ		Gary HOWLETT		MZ TS250 - HS Racing	
IDEAL LAP TIME : 1:15.557		BEST LAP TIME : 1:15.582		DIFFERENCE : 0.025			
LAP	SECTOR 1	SECTOR 2	LAP TIME	MPH	DIFF	TIME OF DAY	
1 -		35.521	1:41.856	51.46	26.274	15:50:01.294	
2 -	41.265	34.317	1:15.582 (1)	69.34		15:51:16.876	
3 -	42.231	34.902	1:17.133 (3)	67.95	1.551	15:52:34.009	
4 -	41.240	35.260	1:16.500 (2)	68.51	0.918	15:53:50.509	
5 -	42.295	35.638	1:17.933	67.25	2.351	15:55:08.442	

P27		56 MZ		Russell TURNER		MZ 250 - TT Racing	
IDEAL LAP TIME : 1:16.853		BEST LAP TIME : 1:16.853		DIFFERENCE : 0.000			
LAP	SECTOR 1	SECTOR 2	LAP TIME	MPH	DIFF	TIME OF DAY	
1 -		36.499	1:45.640	49.61	28.787	15:50:05.078	
2 -	42.461	35.873	1:18.334	66.91	1.481	15:51:23.412	
3 -	41.561	35.602	1:17.163 (2)	67.92	0.310	15:52:40.575	
4 -	41.492	35.361	1:16.853 (1)	68.20		15:53:57.428	
5 -	41.492	36.355	1:17.847 (3)	67.33	0.994	15:55:15.275	

P28		5 MZ		Garry SAMETT		MZ TS 250 - smallmouse	
IDEAL LAP TIME : 1:18.290		BEST LAP TIME : 1:18.290		DIFFERENCE : 0.000			
LAP	SECTOR 1	SECTOR 2	LAP TIME	MPH	DIFF	TIME OF DAY	
1 -		35.805	1:43.466	50.66	25.176	15:50:02.904	
2 -	43.300	35.326	1:18.626 (2)	66.66	0.336	15:51:21.530	
3 -	43.750	35.712	1:19.462	65.96	1.172	15:52:40.992	
4 -	43.244	35.403	1:18.647 (3)	66.64	0.357	15:53:59.639	
5 -	43.204	35.086	1:18.290 (1)	66.95		15:55:17.929	

P29		166 MZ		Graeme LEWIS		MZ 250 - Morris Racing Lubricants #MRL	
IDEAL LAP TIME : 1:17.883		BEST LAP TIME : 1:18.379		DIFFERENCE : 0.496			
LAP	SECTOR 1	SECTOR 2	LAP TIME	MPH	DIFF	TIME OF DAY	
1 -		35.563	1:42.332	51.22	23.953	15:50:01.770	
2 -	42.320	36.059	1:18.379 (1)	66.87		15:51:20.149	
3 -	43.673	36.517	1:20.190 (3)	65.36	1.811	15:52:40.339	
4 -	44.115	36.483	1:20.598	65.03	2.219	15:54:00.937	
5 -	43.344	36.523	1:19.867 (2)	65.62	1.488	15:55:20.804	

P30		74 MZ_R		Kevin LANE		MZ ETZ - Racing Lane	
IDEAL LAP TIME : 1:18.986		BEST LAP TIME : 1:21.621		DIFFERENCE : 2.635			
LAP	SECTOR 1	SECTOR 2	LAP TIME	MPH	DIFF	TIME OF DAY	
1 -		36.185	1:44.676	50.07	23.055	15:50:04.114	
2 -	42.801	39.633	1:22.434 (3)	63.58	0.813	15:51:26.548	
3 -	44.350	37.530	1:21.880 (2)	64.01	0.259	15:52:48.428	
4 -	43.992	37.629	1:21.621 (1)	64.21		15:54:10.049	
5 -	54.755	37.502	1:32.257	56.81	10.636	15:55:42.306	

BMCRC - MRO Championships 2024 - Rnd 2 @ Pembrey

ACU Team Green Junior Cup & Senior Ninja & BMZRC 250 MZ

RACE 12 - SECTOR ANALYSIS



SECTOR 1 = FL to I1, SECTOR 2 = I1 to FL, DIFF = Difference To Personal Best Lap, P = Crossed Finish Line in Pit Lane, D = Time Disallowed

P31 102 MZ_R Caleb WRIGHT		MZ 250 ETZ - Clover Investments				
IDEAL LAP TIME : 1:22.917		BEST LAP TIME : 1:22.917		DIFFERENCE : 0.000		
LAP	SECTOR 1	SECTOR 2	LAP TIME	MPH	DIFF	TIME OF DAY
1 -		37.856	1:47.839	48.60	24.922	15:50:07.277
2 -	45.356	37.927	1:23.283 (2)	62.93	0.366	15:51:30.560
3 -	45.712	37.891	1:23.603 (3)	62.69	0.686	15:52:54.163
4 -	45.259	37.658	1:22.917 (1)	63.21		15:54:17.080

BMCRC - MRO Championships 2024 - Rnd 2 @ Pembrey

ACU Team Green Junior Cup & Senior Ninja & BMZRC 250 MZ

RACE 12 - BEST SECTORS

SECTOR 1			SECTOR 2			IDEAL / BEST COMPARISON						
POS	NO	NAME	TIME	NO	NAME	TIME	POS	NO	NAME	IDEAL	BEST	DIFF
									PERFECT LAP	1:07.925		
1	45	MACKENZIE	37.194	76	WILKINSON	30.731	1	76	WILKINSON	1:08.211	1:08.211	0.000
2	81	SIMS	37.472	16	LAYTON	31.070	2	45	MACKENZIE	1:08.488	1:08.558	0.070
3	76	WILKINSON	37.480	7	ROOKER	31.143	3	7	ROOKER	1:08.649	1:08.649	0.000
4	7	ROOKER	37.506	2	WATT	31.174	4	2	WATT	1:08.721	1:08.774	0.053
5	2	WATT	37.547	134	SKAYMAN	31.282	5	81	SIMS	1:08.891	1:08.931	0.040
6	17	BUSA	37.706	45	MACKENZIE	31.294	6	16	LAYTON	1:09.133	1:09.293	0.160
7	12	RAMSEY	37.999	81	SIMS	31.419	7	134	SKAYMAN	1:09.283	1:09.466	0.183
8	134	SKAYMAN	38.001	12	RAMSEY	31.476	8	17	BUSA	1:09.406	1:09.509	0.103
9	16	LAYTON	38.063	0	HALL	31.607	9	12	RAMSEY	1:09.475	1:09.475	0.000
10	27	BROWN	38.195	27	BROWN	31.643	10	27	BROWN	1:09.838	1:09.838	0.000
11	75	GREASLEY	38.574	17	BUSA	31.700	11	0	HALL	1:10.297	1:10.388	0.091
12	0	HALL	38.690	43	SWARBRICK	31.714	12	43	SWARBRICK	1:10.461	1:10.958	0.497
13	43	SWARBRICK	38.747	75	GREASLEY	32.024	13	75	GREASLEY	1:10.598	1:10.975	0.377
14	85	WALES	39.000	95	ROGERS	32.563	14	95	ROGERS	1:11.777	1:11.777	0.000
15	95	ROGERS	39.214	6	BUSA	32.626	15	6	BUSA	1:12.019	1:12.104	0.085
16	96	KENT	39.369	1	MANN	32.954	16	85	WALES	1:12.149	1:12.712	0.563
17	6	BUSA	39.393	85	WALES	33.149	17	96	KENT	1:12.874	1:13.313	0.439
18	13	RYAN	39.786	44	CORREIA	33.259	18	1	MANN	1:12.999	1:13.040	0.041
19	1	MANN	40.045	13	RYAN	33.319	19	13	RYAN	1:13.105	1:13.105	0.000
20	11	CRIPPS	40.956	96	KENT	33.505	20	44	CORREIA	1:14.602	1:14.739	0.137
21	9	HOWLETT	41.240	66	SMITH	33.803	21	11	CRIPPS	1:14.998	1:14.998	0.000
22	44	CORREIA	41.343	11	CRIPPS	34.042	22	9	HOWLETT	1:15.557	1:15.582	0.025
23	32	ASHMEAD	41.422	9	HOWLETT	34.317	23	66	SMITH	1:15.683	1:15.683	0.000
24	56	TURNER	41.492	32	ASHMEAD	34.572	24	32	ASHMEAD	1:15.994	1:15.994	0.000
25	66	SMITH	41.880	33	KLINGE	34.969	25	56	TURNER	1:16.853	1:16.853	0.000
26	166	LEWIS	42.320	5	SAMETT	35.086	26	166	LEWIS	1:17.883	1:18.379	0.496
27	74	LANE	42.801	4	FRANKLIN	35.104	27	33	KLINGE	1:17.964	1:18.168	0.204
28	33	KLINGE	42.995	56	TURNER	35.361	28	5	SAMETT	1:18.290	1:18.290	0.000
29	5	SAMETT	43.204	166	LEWIS	35.563	29	74	LANE	1:18.986	1:21.621	2.635
30	4	FRANKLIN	43.971	74	LANE	36.185	30	4	FRANKLIN	1:19.075	1:19.075	0.000
31	102	WRIGHT	45.259	102	WRIGHT	37.658	31	102	WRIGHT	1:22.917	1:22.917	0.000

BMCRC - MRO Championships 2024 - Rnd 2 @ Pembrey

ACU Team Green Junior Cup & Senior Ninja & BMZRC 250 MZ

RACE 12 - STATISTICS

Competitors Started	31
Planned Start	2024-04-13 @ 15:41:00.000
Actual Start	2024-04-13 @ 15:48:19.438
Finish Time	2024-04-13 @ 15:54:10.576
Track Length	1.4560mi.
Total Laps	154
Total Distance Covered	224.2240mi.

Session Fastest Lap History

NO	CL	NAME	LAP TIME	TIME OF DAY	LAP	VEHICLE
134	J	Toby SKAYMAN	1:09.466	15:50:43.920	2	Kawasaki EX300
81	J	Ollie SIMS	1:09.403	15:50:44.010	2	Kawasaki NINJA 400
45	J	Marley MACKENZIE	1:09.401	15:50:44.119	2	Kawasaki NINJA
7	J	Travis ROOKER	1:09.056	15:50:45.007	2	Kawasaki NINJA 400
81	J	Ollie SIMS	1:09.050	15:51:53.065	3	Kawasaki NINJA 400
7	J	Travis ROOKER	1:08.649	15:51:53.656	3	Kawasaki NINJA 400
76	J	Luca WILKINSON	1:08.211	15:53:03.173	4	Kawasaki NINJA400

Session Leader History

NO	CL	NAME	FROM LAP	LAPS LED	DISTANCE	VEHICLE
134	J	Toby SKAYMAN	1	2	2.91 miles	Kawasaki EX300
81	J	Ollie SIMS	3	1	1.45 miles	Kawasaki NINJA 400
45	J	Marley MACKENZIE	4	2	2.91 miles	Kawasaki NINJA

Flag History

TYPE	TIME OF DAY
GREEN	15:48:19.438
FINISH	15:54:10.576

Flag Statistics

TYPE	COUNT	TOTAL LAPS	TOTAL TIME
Green	1	5	7:25.584
Red	0	0	0.000
Safety Car	0	0	0.000
FCY	0	0	0.000

BMCRC - MRO Championships 2024 - Rnd 2 @ Pembrey

ACU Team Green Junior Cup & Senior Ninja & BMZRC 250 MZ

RACE 12 - STATISTICS

CLASS : J

11 Starters

Fastest Lap History

NO	NAME	LAP TIME	TIME OF DAY	LAP	VEHICLE
134	Toby SKAYMAN	1:09.466	15:50:43.920	2	Kawasaki EX300
81	Ollie SIMS	1:09.403	15:50:44.010	2	Kawasaki NINJA 400
45	Marley MACKENZIE	1:09.401	15:50:44.119	2	Kawasaki NINJA
7	Travis ROOKER	1:09.056	15:50:45.007	2	Kawasaki NINJA 400
81	Ollie SIMS	1:09.050	15:51:53.065	3	Kawasaki NINJA 400
7	Travis ROOKER	1:08.649	15:51:53.656	3	Kawasaki NINJA 400
76	Luca WILKINSON	1:08.211	15:53:03.173	4	Kawasaki NINJA400

Leader History

NO	NAME	FROM LAP	LAPS LED	DISTANCE	VEHICLE
134	Toby SKAYMAN	1	2	2.91 miles	Kawasaki EX300
81	Ollie SIMS	3	1	1.45 miles	Kawasaki NINJA 400
45	Marley MACKENZIE	4	2	2.91 miles	Kawasaki NINJA

BMCRC - MRO Championships 2024 - Rnd 2 @ Pembrey

ACU Team Green Junior Cup & Senior Ninja & BMZRC 250 MZ

RACE 12 - STATISTICS

CLASS : S

7 Starters

Fastest Lap History

NO	NAME	LAP TIME	TIME OF DAY	LAP	VEHICLE
27	Ben BROWN	1:09.838	15:50:46.873	2	Kawasaki NINJA 400
17	Daryn BUSA	1:09.509	15:51:57.925	3	Kawasaki NINJA 400

Leader History

NO	NAME	FROM LAP	LAPS LED	DISTANCE	VEHICLE
27	Ben BROWN	1	5	7.28 miles	Kawasaki NINJA 400

BMCRC - MRO Championships 2024 - Rnd 2 @ Pembrey

ACU Team Green Junior Cup & Senior Ninja & BMZRC 250 MZ

RACE 12 - STATISTICS

CLASS : MZ

10 Starters

Fastest Lap History

NO	NAME	LAP TIME	TIME OF DAY	LAP	VEHICLE
85	Andrew WALES	1:12.712	15:51:06.989	2	MZ ETZ 250
95	Christopher ROGERS	1:11.777	15:54:47.962	5	Mz ETZ 250

Leader History

NO	NAME	FROM LAP	LAPS LED	DISTANCE	VEHICLE
85	Andrew WALES	1	5	7.28 miles	MZ ETZ 250

BMCRC - MRO Championships 2024 - Rnd 2 @ Pembrey

ACU Team Green Junior Cup & Senior Ninja & BMZRC 250 MZ

RACE 12 - STATISTICS

CLASS : MZ_R

3 Starters

Fastest Lap History

NO	NAME	LAP TIME	TIME OF DAY	LAP	VEHICLE
11	Carl CRIPPS	1:18.991	15:51:19.333	2	MZ ETZ250
11	Carl CRIPPS	1:16.752	15:52:36.085	3	MZ ETZ250
11	Carl CRIPPS	1:14.998	15:53:51.081	4	MZ ETZ250

Leader History

NO	NAME	FROM LAP	LAPS LED	DISTANCE	VEHICLE
11	Carl CRIPPS	1	5	7.28 miles	MZ ETZ250




BMCRC - MRO Championships 2024 - Rnd 2 @ Pembrey

ACU Team Green Junior Cup & Senior Ninja & BMZRC 250 MZ

RACE 3 - GRID (12 Laps)

ROW 14	42		41	38 Chris PETTET	40	565 Louis KERSHAW		
ROW 13		39	94 Declan Kai RYAN	38	37 Harry LAMACRAFT	37	102 Caleb WRIGHT	
ROW 12		36	74 Kevin LANE	35	166 Graeme LEWIS	34	5 Garry SAMETT	
ROW 11			33	56 Russell TURNER	32	32 John ASHMEAD	31	9 Gary HOWLETT
ROW 10		30	11 Carl CRIPPS	29	96 Chris KENT	28	13 Gordon RYAN	
ROW 9			27	1 Alexander MANN	26	85 Andrew WALES	25	95 Christopher ROGERS
ROW 8		24		23		22		
ROW 7			21		20		19	26 Brooke CHAMPION
ROW 6		18	4 Nigel FRANKLIN	17	33 Patrick KLINGE	16	66 Mark SMITH	
ROW 5			15	44 Joshua CORREIA	14	6 Kian BUSA	13	75 Mason GREASLEY
ROW 4		12	43 Mark SWARBRICK	11	0 Max HALL	10	27 Ben BROWN	
ROW 3			9	17 Daryn BUSA	8	12 Kees RAMSEY	7	134 Toby SKAYMAN
ROW 2		6	16 Aleisha LAYTON	5	81 Ollie SIMS	4	2 Kade WATT	
ROW 1			3	7 Travis ROOKER	2	45 Marley MACKENZIE	1	76 Luca WILKINSON

Pole



These results are provisional until the conclusion of any judicial and technical matters.

Pembrey National: 1.4560 miles

Clerk Of Course:	Stewards:	Timekeeper:	<i>Craig Smith</i>	
------------------	-----------	-------------	--------------------	--

Results can be found at www.tsl-timing.com

Printed - 16:05 Saturday, 13 April 2024





BMCRC - MRO Championships 2024 - Rnd 2 @ Pembrey

ACU Team Green Junior Cup & Senior Ninja & BMZRC 250 MZ

RACE 3 - CLASSIFICATION

Race Distance: 12 Laps / 17.47 miles

POS	NO	CL	PIC	NAME	ENTRY	LAPS	TIME	GAP	DIFF	MPH	BEST	ON	GRD	↑↓
1	76	J	1	Luca WILKINSON	Kawasaki NINJA400 - RD RACING	12	13:42.580			76.46	1:07.504	9	1	0
2	45	J	2	Marley MACKENZIE	Kawasaki NINJA - Kirkcaldy Kawasaki, ELP	12	13:42.600	0.020	0.020	76.46	1:07.278	11	2	0
3	27	S	1	Ben BROWN	Kawasaki NINJA 400 - Hunts Motorcycles	12	13:42.762	0.182	0.162	76.44	1:07.428	9	10	7
4	81	J	3	Ollie SIMS	Kawasaki NINJA 400 - Motorbodies Weston Ltd	12	13:42.884	0.304	0.122	76.43	1:07.443	11	5	1
5	2	J	4	Kade WATT	Kawasaki NINJA 400 - 3D Racing	12	13:56.212	13.632	13.328	75.21	1:08.350	4	4	-1
6	16	J	5	Aleisha LAYTON	Kawasaki NINJA 400 -	12	14:00.923	18.343	4.711	74.79	1:09.110	11	6	0
7	12	J	6	Kees RAMSEY	Kawasaki NINJA 400CC -	12	14:04.624	22.044	3.701	74.47	1:08.563	12	8	1
8	75	J	7	Mason GREASLEY	Kawasaki NINJA 300 - Frame fast	12	14:04.890	22.310	0.266	74.44	1:08.641	12	13	5
9	0	S	2	Max HALL	Kawasaki NINJA 400 - Max Hall Racing	12	14:09.753	27.173	4.863	74.02	1:09.319	6	11	2
10	17	S	3	Daryn BUSA	Kawasaki NINJA 400 -	12	14:09.899	27.319	0.146	74.00	1:09.111	5	9	-1
11	7	J	8	Travis ROOKER	Kawasaki NINJA 400 - Swedish car connection	12	14:14.184	31.604	4.285	73.63	1:09.169	4	3	-8
12	43	S	4	Mark SWARBRICK	Kawasaki NINJA 400 -	12	14:19.659	37.079	5.475	73.16	1:10.422	4	12	0
13	6	J	9	Kian BUSA	Kawasaki 400 NINJA - iActiveRC	12	14:20.803	38.223	1.144	73.07	1:10.242	4	14	1
14	85	MZ	1	Andrew WALES	MZ ETZ 250 - Show Control International	12	14:37.448	54.868	16.645	71.68	1:09.600	12	21	7
15	95	MZ	2	Christopher ROGERS	Mz ETZ 250 - CB Racing	12	14:37.741	55.161	0.293	71.66	1:09.581	12	20	5
16	1	MZ	3	Alexander MANN	MZ TS 250 - HS Racing	12	14:39.463	56.883	1.722	71.51	1:09.905	7	22	6
17	44	S	5	Joshua CORREIA	Kawasaki NINJA 300 - Alpha Racing	12	14:44.428	1:01.848	4.965	71.11	1:12.022	6	15	-2
18	134	J	10	Toby SKAYMAN	Kawasaki EX300 - D & A Home Solutions	12	14:51.845	1:09.265	7.417	70.52	1:10.897	9	7	-11
19	96	MZ	4	Chris KENT	MZ TS 250 -	11	13:42.655	1 Lap	1 Lap	70.08	1:11.332	10	24	5
20	565	MZ	5	Louis KERSHAW	MZ 250 - Team Lucky Streets/Walkers Campers	11	13:44.150	1 Lap	1.495	69.96	1:10.919	6	35	15
21	13	MZ	6	Gordon RYAN	MZ 250 - Prism Work Psychology	11	13:51.255	1 Lap	7.105	69.36	1:11.930	10	23	2
22	66	S	6	Mark SMITH	Kawasaki EX300 - IMP RACING	11	14:00.098	1 Lap	8.843	68.63	1:14.618	10	16	-6
23	33	J	11	Patrick KLINGE	Kawasaki NINJA 400 - Klingklong Racing	11	14:01.708	1 Lap	1.610	68.50	1:15.043	9	17	-6
24	11	MZ_R	1	Carl CRIPPS	MZ ETZ250 - MIS UK LTD	11	14:16.850	1 Lap	15.142	67.29	1:13.279	6	25	1
25	4	S	7	Nigel FRANKLIN	Kawasaki NINJA - Nigel Franklin	11	14:23.467	1 Lap	6.617	66.77	1:16.226	8	18	-7
26	56	MZ	7	Russell TURNER	MZ 250 - TT Racing	11	14:24.601	1 Lap	1.134	66.68	1:13.937	10	28	2
27	9	MZ	8	Gary HOWLETT	MZ TS250 - HS Racing	11	14:24.757	1 Lap	0.156	66.67	1:14.625	11	26	-1
28	32	MZ	9	John ASHMEAD	MZ 250 -	11	14:25.054	1 Lap	0.297	66.65	1:13.936	11	27	-1
29	5	MZ	10	Garry SAMETT	MZ TS 250 - smallmouse	11	14:37.058	1 Lap	12.004	65.73	1:15.073	9	29	0
30	166	MZ	11	Graeme LEWIS	MZ 250 - Morris Racing Lubricants #MRL	11	14:45.331	1 Lap	8.273	65.12	1:15.728	2	30	0
31	102	MZ_R	2	Caleb WRIGHT	MZ 250 ETZ - Clover Investments	10	13:44.264	2 Laps	1 Lap	63.59	1:18.496	6	32	1
32	74	MZ_R	3	Kevin LANE	MZ ETZ - Racing Lane	10	13:49.448	2 Laps	5.184	63.19	1:17.303	2	31	-1
33	26	J	12	Brooke CHAMPION	Kawasaki 300 NINJA -	10	13:53.692	2 Laps	4.244	62.87	1:20.480	7	19	-14
34	38	MZ	12	Chris PETTET	MZ ETZ250 -	10	14:19.935	2 Laps	26.243	60.95	1:21.262	6	36	2

NOT CLASSIFIED

DNF	37	MZ_R		Harry LAMACRAFT	MZ ETZ 250 - All Flower No Power	10	12:38.993	2 Laps		69.05	1:11.115	6	33	
DNF	94	MZ_R		Declan Kai RYAN	MZ 250 - Illuminate Design	9	12:04.417	3 Laps	1 Lap	65.12	1:14.867	8	34	

FASTEST LAP

45	J			Marley MACKENZIE	Kawasaki NINJA - Kirkcaldy Kawasaki, ELP	11	1:07.278			77.90 mph		125.38 kph		
27	S			Ben BROWN	Kawasaki NINJA 400 - Hunts Motorcycles	9	1:07.428			77.73 mph		125.10 kph		
95	MZ			Christopher ROGERS	Mz ETZ 250 - CB Racing	12	1:09.581			75.33 mph		121.23 kph		
37	MZ_R			Harry LAMACRAFT	MZ ETZ 250 - All Flower No Power	6	1:11.115			73.70 mph		118.61 kph		

Comments:

Class J - 92.5% of Race Speed = 70.72 mph
 Class S - 92.5% of Race Speed = 70.70 mph
 Class MZ - 92.5% of Race Speed = 66.30 mph
 Class MZ_R - 92.5% of Race Speed = 62.24 mph

Weather / Track : Sunny / Dry

Date: 14/04/2024 Start: 09:59 Finish: 10:13

These results are provisional until the conclusion of any judicial and technical matters.

Pembrey National: 1.4560 miles

Clerk Of Course:

Stewards:

Timekeeper:

Craig Smith

BMCRC - MRO Championships 2024 - Rnd 2 @ Pembrey

ACU Team Green Junior Cup & Senior Ninja & BMZRC 250 MZ

RACE 3 - LAP CHART

LAP 1 @ 10:00:33.456

NO	BEHIND	LAP TIME
76		1:12.914
45	0.425	1:13.339
81	0.578	1:13.492
27	0.682	1:13.596
16	3.367	1:16.281
2	3.551	1:16.465
7	3.981	1:16.895
12	4.303	1:17.217
43	4.497	1:17.411
6	5.401	1:18.315
17	5.487	1:18.401
75	5.880	1:18.794
0	6.193	1:19.107
44	7.792	1:20.706
33	10.268	1:23.182
66	10.441	1:23.355
4	14.864	1:27.778
26	17.078	1:29.992
134	22.775	1:35.689
1	27.805	1:40.719
85	27.897	1:40.811
95	27.995	1:40.909
96	28.910	1:41.824
13	29.473	1:42.387
37	30.522	1:43.436
565	31.855	1:44.769
11	32.090	1:45.004
9	33.304	1:46.218
32	33.853	1:46.767
166	34.582	1:47.496
56	35.856	1:48.770
5	36.167	1:49.081
74	37.113	1:50.027
94	37.521	1:50.435
102	38.805	1:51.719
38	41.031	1:53.945

LAP 2 @ 10:01:41.796

NO	BEHIND	LAP TIME
76		1:08.340
81	0.320	1:08.082
45	0.455	1:08.370
27	0.697	1:08.355
2	4.423	1:09.212
16	5.183	1:10.156
7	5.357	1:09.716
12	5.491	1:09.528
43	6.783	1:10.626
75	7.262	1:09.722
6	7.424	1:10.363
17	7.639	1:10.492
0	7.934	1:10.081
44	12.212	1:12.760
33	19.092	1:17.164
66	19.330	1:17.229
4	25.398	1:18.874
26	29.903	1:21.165
134	30.099	1:15.664
1	30.496	1:11.031
85	30.682	1:11.125
95	30.769	1:11.114
96	32.152	1:11.582
37	33.605	1:11.423

13	33.692	1:12.559
565	37.164	1:13.649
11	38.152	1:14.402
9	40.311	1:15.347
32	41.507	1:15.994
166	41.970	1:15.728
56	42.545	1:15.029
5	44.877	1:17.050
74	46.076	1:17.303
94	46.120	1:16.939
102	49.925	1:19.460
38	54.895	1:22.204

LAP 3 @ 10:02:50.211

NO	BEHIND	LAP TIME
76		1:08.415
45	0.126	1:08.086
81	0.244	1:08.339
27	0.364	1:08.082
2	4.909	1:08.901
12	5.649	1:08.573
16	6.040	1:09.272
7	6.142	1:09.200
75	8.754	1:09.907
43	8.914	1:10.546
17	9.236	1:10.012
0	9.793	1:10.274
6	9.838	1:10.829
44	16.959	1:13.162
33	26.681	1:16.004
66	26.832	1:15.917
95	33.520	1:11.166
85	33.555	1:11.288
1	33.630	1:11.549
134	34.833	1:13.149
4	35.319	1:18.336
96	35.885	1:12.148
37	38.270	1:13.080
13	38.642	1:13.365
565	41.001	1:12.252
26	43.261	1:21.773
11	43.397	1:13.660
9	48.227	1:16.331
32	49.177	1:16.085
166	50.598	1:17.043
56	50.673	1:16.543
5	54.157	1:17.695
94	55.515	1:17.810
74	56.684	1:19.023
102	1:00.350	1:18.840
38	1:08.068	1:21.588

LAP 4 @ 10:03:58.582

NO	BEHIND	LAP TIME
45		1:08.245
76	0.178	1:08.549
81	0.404	1:08.531
27	0.598	1:08.605
2	4.888	1:08.350
12	6.755	1:09.477
16	6.861	1:09.192
7	6.940	1:09.169
75	9.900	1:09.517
17	10.452	1:09.587
43	10.965	1:10.422

0	11.109	1:09.687
6	11.709	1:10.242
44	21.432	1:12.844
33	34.761	1:16.451
66	34.983	1:16.522
95	36.021	1:10.872
85	36.240	1:11.056
1	36.663	1:11.404
96	38.944	1:11.430
134	39.518	1:13.056
13	43.862	1:13.591
565	44.771	1:12.141
37	45.012	1:15.113
4	45.438	1:18.490
11	48.463	1:13.437
26	57.077	1:22.187
32	57.543	1:16.737
9	57.806	1:17.950
56	58.549	1:16.247
166	59.792	1:17.565
5	1:03.949	1:18.163
94	1:08.020	1:20.876

LAP 5 @ 10:05:07.033

NO	BEHIND	LAP TIME
27		1:07.853
81	0.114	1:08.161
45	0.270	1:08.721
76	0.819	1:09.092
102	1 Lap	1:18.959
2	5.009	1:08.572
74	1 Lap	1:25.228
16	7.723	1:09.313
7	9.348	1:10.859
12	10.020	1:11.716
75	10.723	1:09.274
17	11.112	1:09.111
38	1 Lap	1:21.718
0	13.955	1:11.297
43	14.268	1:11.754
6	14.426	1:11.168
44	25.758	1:12.777
95	39.522	1:11.952
85	39.724	1:11.935
1	40.638	1:12.426
33	42.686	1:16.376
66	43.308	1:16.776
96	43.540	1:13.047
134	43.627	1:12.560
565	47.544	1:11.224
37	48.050	1:11.489
13	48.140	1:12.729
11	53.797	1:13.785
4	54.487	1:17.500
32	1:05.334	1:16.242
9	1:05.419	1:16.064
56	1:05.908	1:15.810

LAP 6 @ 10:06:15.378

NO	BEHIND	LAP TIME
45		1:08.075
81	0.107	1:08.338
76	0.659	1:08.185
27	0.759	1:09.104
166	1 Lap	1:17.897

26	1 Lap	1:22.354
5	1 Lap	1:17.585
2	6.200	1:09.536
94	1 Lap	1:15.201
16	9.039	1:09.661
7	11.219	1:10.216
12	12.455	1:10.780
75	12.497	1:10.119
17	12.581	1:09.814
102	1 Lap	1:18.632
0	14.929	1:09.319
43	16.884	1:10.961
6	17.216	1:11.135
74	1 Lap	1:20.779
38	1 Lap	1:22.326
44	29.435	1:12.022
95	41.629	1:10.452
85	41.768	1:10.389
1	42.305	1:10.012
134	46.731	1:11.449
96	49.093	1:13.898
33	49.424	1:15.083
565	50.118	1:10.919
66	50.403	1:15.440
37	50.820	1:11.115
13	52.134	1:12.339
11	58.731	1:13.279
4	1:03.838	1:17.696

LAP 7 @ 10:07:23.163

NO	BEHIND	LAP TIME
45		1:07.785
81	0.197	1:07.875
76	0.413	1:07.539
27	1.393	1:08.419
56	1 Lap	1:15.576
9	1 Lap	1:16.398
32	1 Lap	1:17.343
2	7.784	1:09.369
16	11.192	1:09.938
166	1 Lap	1:18.121
7	13.618	1:10.184
12	14.075	1:09.405
75	14.508	1:09.796
5	1 Lap	1:17.852
17	14.995	1:10.199
94	1 Lap	1:16.593
26	1 Lap	1:21.647
0	16.770	1:09.626
43	20.349	1:11.250
6	20.794	1:11.363
102	1 Lap	1:18.496
74	1 Lap	1:19.748
44	34.792	1:13.142
38	1 Lap	1:21.262
85	44.157	1:10.174
95	44.306	1:10.462
1	44.425	1:09.905
134	50.883	1:11.937
565	53.792	1:11.459
96	53.851	1:12.543
37	56.092	1:13.057
33	56.999	1:15.360
13	57.404	1:13.055
66	57.987	1:15.369
11	1:07.280	1:16.334

LAP 8 @ 10:08:31.049

NO	BEHIND	LAP TIME
45		1:07.886
76	0.218	1:07.691
81	0.368	1:08.057
27	1.183	1:07.676
4	1 Lap	1:17.558
2	8.973	1:09.075
56	1 Lap	1:14.612
16	12.931	1:09.625
9	1 Lap	1:15.342
32	1 Lap	1:15.771
7	15.607	1:09.875
12	15.945	1:09.756
75	16.020	1:09.398
17	16.422	1:09.313
0	18.274	1:09.390
166	1 Lap	1:16.908
5	1 Lap	1:15.794
94	1 Lap	1:15.621
43	23.919	1:11.456
6	24.112	1:11.204
26	1 Lap	1:20.480
102	1 Lap	1:20.173
44	39.770	1:12.864
74	1 Lap	1:19.470
85	46.920	1:10.649
95	47.039	1:10.619
1	47.398	1:10.859
134	54.366	1:11.369
38	1 Lap	1:23.485
565	57.112	1:11.206
96	57.323	1:11.358
37	1:01.295	1:13.089
13	1:03.763	1:14.245
33	1:04.247	1:15.134
66	1:05.037	1:14.936

LAP 9 @ 10:09:38.771

NO	BEHIND	LAP TIME
76		1:07.504
81	0.567	1:07.921
45	0.816	1:08.538
27	0.889	1:07.428
2	10.185	1:08.934
4	1 Lap	1:16.226
16	14.601	1:09.392
11	1 Lap	1:23.144
75	18.445	1:10.147
12	18.754	1:10.531
7	19.920	1:12.035
0	20.219	1:09.667
17	20.236	1:11.536
56	1 Lap	1:16.353
9	1 Lap	1:15.568
32	1 Lap	1:16.112
43	27.872	1:11.675
6	29.038	1:12.648
166	1 Lap	1:17.472
94	1 Lap	1:14.867
5	1 Lap	1:16.567
26	1 Lap	1:21.294
44	44.439	1:12.391
102	1 Lap	1:19.406
95	49.150	1:09.833

BMCRC - MRO Championships 2024 - Rnd 2 @ Pembrey

ACU Team Green Junior Cup & Senior Ninja & BMZRC 250 MZ

RACE 3 - LAP CHART

85	49.236	1:10.038	4	1 Lap	1:16.316
1	49.678	1:10.002	43	33.940	1:10.905
74	1 Lap	1:18.841	56	1 Lap	1:13.937
134	57.541	1:10.897	6	35.609	1:11.633
565	1:01.427	1:12.037	9	1 Lap	1:15.691
96	1:01.525	1:11.924	32	1 Lap	1:14.882
37	1:07.615	1:14.042	5	1 Lap	1:15.943

LAP 10 @ 10:10:46.747

NO	BEHIND	LAP TIME
----	--------	----------

76		1:07.976
81	0.240	1:07.649
45	0.599	1:07.759
13	1 Lap	1:12.835
27	1.239	1:08.326
33	1 Lap	1:15.043
38	2 Laps	1:23.668
66	1 Lap	1:15.147
2	11.823	1:09.614
16	15.775	1:09.150
75	20.900	1:10.431
12	21.239	1:10.461
11	1 Lap	1:14.548
7	22.354	1:10.410
17	22.706	1:10.446
0	22.943	1:10.700
4	1 Lap	1:17.791
9	1 Lap	1:15.223
56	1 Lap	1:15.942
32	1 Lap	1:15.185
43	30.690	1:10.794
6	31.631	1:10.569
94	1 Lap	1:16.075
5	1 Lap	1:15.073
166	1 Lap	1:17.835
44	49.544	1:13.081
95	51.313	1:10.139
85	51.545	1:10.285
1	52.840	1:11.138
26	1 Lap	1:23.606
102	1 Lap	1:19.406
134	1:02.366	1:12.801
74	1 Lap	1:18.850
96	1:04.881	1:11.332
565	1:05.186	1:11.735

LAP 11 @ 10:11:54.402

NO	BEHIND	LAP TIME
----	--------	----------

76		1:07.655
81	0.028	1:07.443
45	0.222	1:07.278
27	1.438	1:07.854
37	1 Lap	1:13.149
13	1 Lap	1:11.930
66	1 Lap	1:14.618
33	1 Lap	1:15.564
2	12.722	1:08.554
16	17.230	1:09.110
38	2 Laps	1:24.441
12	22.201	1:08.617
75	22.389	1:09.144
0	25.430	1:10.142
17	26.453	1:11.402
7	27.135	1:12.436
11	1 Lap	1:14.829

LAP 12 @ 10:13:03.122

NO	BEHIND	LAP TIME
----	--------	----------

76		1:08.720
45	0.020	1:08.518
96	1 Lap	1:11.569
27	0.182	1:07.464
81	0.304	1:08.996
565	1 Lap	1:12.759
102	2 Laps	1:19.173
74	2 Laps	1:20.179
13	1 Lap	1:12.220
26	2 Laps	1:29.194
2	13.632	1:09.630
66	1 Lap	1:14.789
16	18.343	1:09.833
33	1 Lap	1:16.347
12	22.044	1:08.563
75	22.310	1:08.641
0	27.173	1:10.463
17	27.319	1:09.586
7	31.604	1:13.189
11	1 Lap	1:14.428
43	37.079	1:11.859
38	2 Laps	1:25.298
6	38.223	1:11.334
4	1 Lap	1:16.902
56	1 Lap	1:15.782
9	1 Lap	1:14.625
32	1 Lap	1:13.936
5	1 Lap	1:16.255
85	54.868	1:09.600
95	55.161	1:09.581
1	56.883	1:10.129
44	1:01.848	1:14.485
166	1 Lap	1:20.379
134	1:09.265	1:11.064

BMCRC - MRO Championships 2024 - Rnd 2 @ Pembrey

ACU Team Green Junior Cup & Senior Ninja & BMZRC 250 MZ

RACE 3 - POSITION CHART

No	Name	Lap Pos												
			1	2	3	4	5	6	7	8	9	10	11	12
76	WILKINSON	1	76	76	76	45	27	45	45	45	76	76	76	76
45	MACKENZIE	2	45	81	45	76	81	81	81	76	81	81	81	45
7	ROOKER	3	81	45	81	81	45	76	76	81	45	45	45	27
2	WATT	4	27	27	27	27	76	27	27	27	27	27	27	81
81	SIMS	5	16	2	2	2	2	2	2	2	2	2	2	2
16	LAYTON	6	2	16	12	12	16	16	16	16	16	16	16	16
134	SKAYMAN	7	7	7	16	16	7	7	7	7	75	75	12	12
12	RAMSEY	8	12	12	7	7	12	12	12	12	12	12	75	75
17	BUSA	9	43	43	75	75	75	75	75	75	7	7	0	0
27	BROWN	10	6	75	43	17	17	17	17	17	0	17	17	17
0	HALL	11	17	6	17	43	0	0	0	0	17	0	7	7
43	SWARBRICK	12	75	17	0	0	43	43	43	43	43	43	43	43
75	GREASLEY	13	0	0	6	6	6	6	6	6	6	6	6	6
6	BUSA	14	44	44	44	44	44	44	44	44	44	44	85	85
44	CORREIA	15	33	33	33	33	95	95	85	85	95	95	95	95
66	SMITH	16	66	66	66	66	85	85	95	95	85	85	1	1
33	KLINGE	17	4	4	95	95	1	1	1	1	1	1	44	44
4	FRANKLIN	18	26	26	85	85	33	134	134	134	134	134	134	134
26	CHAMPION	19	134	134	1	1	66	96	565	565	565	96	96	
95	ROGERS	20	1	1	134	96	96	33	96	96	96	565	565	
85	WALES	21	85	85	4	134	134	565	37	37	37	37	13	
1	MANN	22	95	95	96	13	565	66	33	13	13	13	66	
13	RYAN	23	96	96	37	565	37	37	13	33	33	66	33	
96	KENT	24	13	37	13	37	13	13	66	66	66	33	11	
11	CRIPPS	25	37	13	565	4	11	11	11	4	11	11	4	
9	HOWLETT	26	565	565	26	11	4	4	4	11	4	4	56	
32	ASHMEAD	27	11	11	11	26	32	56	56	56	9	56	9	
56	TURNER	28	9	9	9	32	9	9	9	9	56	9	32	
5	SAMETT	29	32	32	32	9	56	32	32	32	32	32	5	
166	LEWIS	30	166	166	166	56	166	166	166	166	94	5	166	
74	LANE	31	56	56	56	166	26	5	5	94	5	166		
102	WRIGHT	32	5	5	5	5	5	94	94	5	166	102		
37	LAMACRAFT	33	74	74	94	94	94	26	26	26	26	74		
94	RYAN	34	94	94	74	102	102	102	102	102	102	26		
565	KERSHAW	35	102	102	102	74	74	74	74	74	74	38		
38	PETTET	36	38	38	38	38	38	38	38	38	38			

BMCRC - MRO Championships 2024 - Rnd 2 @ Pembrey

ACU Team Green Junior Cup & Senior Ninja & BMZRC 250 MZ

RACE 3 - SECTOR ANALYSIS



SECTOR 1 = FL to I1, SECTOR 2 = I1 to FL, DIFF = Difference To Personal Best Lap, P = Crossed Finish Line in Pit Lane, D = Time Disallowed

P1 76 J		Luca WILKINSON		Kawasaki NINJA400 - RD RACING			
IDEAL LAP TIME : 1:06.903		BEST LAP TIME : 1:07.504		DIFFERENCE : 0.601			
LAP	SECTOR 1	SECTOR 2	LAP TIME	MPH	DIFF	TIME OF DAY	
1 -		31.100	1:12.914	71.88	5.410	10:00:33.456	
2 -	37.283	31.057	1:08.340	76.69	0.836	10:01:41.796	
3 -	37.217	31.198	1:08.415	76.61	0.911	10:02:50.211	
4 -	37.912	30.637	1:08.549	76.46	1.045	10:03:58.760	
5 -	37.803	31.289	1:09.092	75.86	1.588	10:05:07.852	
6 -	37.196	30.989	1:08.185	76.87	0.681	10:06:16.037	
7 -	37.323	30.216	1:07.539 (2)	77.60	0.035	10:07:23.576	
8 -	36.985	30.706	1:07.691	77.43	0.187	10:08:31.267	
9 -	36.887	30.617	1:07.504 (1)	77.64		10:09:38.771	
10 -	37.203	30.773	1:07.976	77.10	0.472	10:10:46.747	
11 -	36.687	30.968	1:07.655 (3)	77.47	0.151	10:11:54.402	
12 -	37.612	31.108	1:08.720	76.27	1.216	10:13:03.122	

P2 45 J		Marley MACKENZIE		Kawasaki NINJA - Kirkcaldy Kawasaki, ELPM			
IDEAL LAP TIME : 1:07.106		BEST LAP TIME : 1:07.278		DIFFERENCE : 0.172			
LAP	SECTOR 1	SECTOR 2	LAP TIME	MPH	DIFF	TIME OF DAY	
1 -		31.036	1:13.339	71.47	6.061	10:00:33.881	
2 -	37.152	31.218	1:08.370	76.66	1.092	10:01:42.251	
3 -	36.842	31.244	1:08.086	76.98	0.808	10:02:50.337	
4 -	37.362	30.883	1:08.245	76.80	0.967	10:03:58.582	
5 -	37.947	30.774	1:08.721	76.27	1.443	10:05:07.303	
6 -	36.893	31.182	1:08.075	76.99	0.797	10:06:15.378	
7 -	36.979	30.806	1:07.785 (3)	77.32	0.507	10:07:23.163	
8 -	37.095	30.791	1:07.886	77.21	0.608	10:08:31.049	
9 -	37.694	30.844	1:08.538	76.47	1.260	10:09:39.587	
10 -	36.986	30.773	1:07.759 (2)	77.35	0.481	10:10:47.346	
11 -	36.333	30.945	1:07.278 (1)	77.90		10:11:54.624	
12 -	37.495	31.023	1:08.518	76.49	1.240	10:13:03.142	

P3 27 S		Ben BROWN		Kawasaki NINJA 400 - Hunts Motorcycles			
IDEAL LAP TIME : 1:07.262		BEST LAP TIME : 1:07.428		DIFFERENCE : 0.166			
LAP	SECTOR 1	SECTOR 2	LAP TIME	MPH	DIFF	TIME OF DAY	
1 -		30.592	1:13.596	71.22	6.168	10:00:34.138	
2 -	37.101	31.254	1:08.355	76.68	0.927	10:01:42.493	
3 -	36.989	31.093	1:08.082	76.98	0.654	10:02:50.575	
4 -	37.682	30.923	1:08.605	76.40	1.177	10:03:59.180	
5 -	36.830	31.023	1:07.853	77.24	0.425	10:05:07.033	
6 -	37.739	31.365	1:09.104	75.85	1.676	10:06:16.137	
7 -	37.673	30.746	1:08.419	76.61	0.991	10:07:24.556	
8 -	36.816	30.860	1:07.676 (3)	77.45	0.248	10:08:32.232	
9 -	36.941	30.487	1:07.428 (1)	77.73		10:09:39.660	
10 -	37.163	31.163	1:08.326	76.71	0.898	10:10:47.986	
11 -	37.224	30.630	1:07.854	77.24	0.426	10:11:55.840	
12 -	36.775	30.689	1:07.464 (2)	77.69	0.036	10:13:03.304	

BMCRC - MRO Championships 2024 - Rnd 2 @ Pembrey

ACU Team Green Junior Cup & Senior Ninja & BMZRC 250 MZ

RACE 3 - SECTOR ANALYSIS



SECTOR 1 = FL to I1, SECTOR 2 = I1 to FL, DIFF = Difference To Personal Best Lap, P = Crossed Finish Line in Pit Lane, D = Time Disallowed

P4		81 J		Ollie SIMS		Kawasaki NINJA 400 - Motorbodies Weston Ltd	
IDEAL LAP TIME : 1:06.940		BEST LAP TIME : 1:07.443		DIFFERENCE : 0.503			
LAP	SECTOR 1	SECTOR 2	LAP TIME	MPH	DIFF	TIME OF DAY	
1 -		30.808	1:13.492	71.32	6.049	10:00:34.034	
2 -	36.873	31.209	1:08.082	76.98	0.639	10:01:42.116	
3 -	37.156	31.183	1:08.339	76.69	0.896	10:02:50.455	
4 -	37.874	30.657	1:08.531	76.48	1.088	10:03:58.986	
5 -	37.163	30.998	1:08.161	76.90	0.718	10:05:07.147	
6 -	37.369	30.969	1:08.338	76.70	0.895	10:06:15.485	
7 -	37.488	30.387	1:07.875 (3)	77.22	0.432	10:07:23.360	
8 -	36.772	31.285	1:08.057	77.01	0.614	10:08:31.417	
9 -	37.482	30.439	1:07.921	77.17	0.478	10:09:39.338	
10 -	37.095	30.554	1:07.649 (2)	77.48	0.206	10:10:46.987	
11 -	36.553	30.890	1:07.443 (1)	77.71		10:11:54.430	
12 -	37.384	31.612	1:08.996	75.96	1.553	10:13:03.426	

P5		2 J		Kade WATT		Kawasaki NINJA 400 - 3D Racing	
IDEAL LAP TIME : 1:08.350		BEST LAP TIME : 1:08.350		DIFFERENCE : 0.000			
LAP	SECTOR 1	SECTOR 2	LAP TIME	MPH	DIFF	TIME OF DAY	
1 -		31.798	1:16.465	68.54	8.115	10:00:37.007	
2 -	37.798	31.414	1:09.212	75.73	0.862	10:01:46.219	
3 -	37.676	31.225	1:08.901	76.07	0.551	10:02:55.120	
4 -	37.411	30.939	1:08.350 (1)	76.68		10:04:03.470	
5 -	37.583	30.989	1:08.572 (3)	76.43	0.222	10:05:12.042	
6 -	38.459	31.077	1:09.536	75.37	1.186	10:06:21.578	
7 -	38.142	31.227	1:09.369	75.56	1.019	10:07:30.947	
8 -	37.907	31.168	1:09.075	75.88	0.725	10:08:40.022	
9 -	37.908	31.026	1:08.934	76.03	0.584	10:09:48.956	
10 -	38.348	31.266	1:09.614	75.29	1.264	10:10:58.570	
11 -	37.547	31.007	1:08.554 (2)	76.45	0.204	10:12:07.124	
12 -	38.155	31.475	1:09.630	75.27	1.280	10:13:16.754	

P6		16 J		Aleisha LAYTON		Kawasaki NINJA 400 -	
IDEAL LAP TIME : 1:08.699		BEST LAP TIME : 1:09.110		DIFFERENCE : 0.411			
LAP	SECTOR 1	SECTOR 2	LAP TIME	MPH	DIFF	TIME OF DAY	
1 -		31.802	1:16.281	68.71	7.171	10:00:36.823	
2 -	38.669	31.487	1:10.156	74.71	1.046	10:01:46.979	
3 -	38.274	30.998	1:09.272	75.66	0.162	10:02:56.251	
4 -	38.005	31.187	1:09.192 (3)	75.75	0.082	10:04:05.443	
5 -	37.701	31.612	1:09.313	75.62	0.203	10:05:14.756	
6 -	38.342	31.319	1:09.661	75.24	0.551	10:06:24.417	
7 -	38.614	31.324	1:09.938	74.94	0.828	10:07:34.355	
8 -	38.152	31.473	1:09.625	75.28	0.515	10:08:43.980	
9 -	38.073	31.319	1:09.392	75.53	0.282	10:09:53.372	
10 -	37.842	31.308	1:09.150 (2)	75.80	0.040	10:11:02.522	
11 -	37.880	31.230	1:09.110 (1)	75.84		10:12:11.632	
12 -	38.232	31.601	1:09.833	75.05	0.723	10:13:21.465	

BMCRC - MRO Championships 2024 - Rnd 2 @ Pembrey

ACU Team Green Junior Cup & Senior Ninja & BMZRC 250 MZ

RACE 3 - SECTOR ANALYSIS



SECTOR 1 = FL to I1, SECTOR 2 = I1 to FL, DIFF = Difference To Personal Best Lap, P = Crossed Finish Line in Pit Lane, D = Time Disallowed

P7 12 J		Kees RAMSEY		Kawasaki NINJA 400CC -		
IDEAL LAP TIME : 1:08.267		BEST LAP TIME : 1:08.563		DIFFERENCE : 0.296		
LAP	SECTOR 1	SECTOR 2	LAP TIME	MPH	DIFF	TIME OF DAY
1 -		31.584	1:17.217	67.88	8.654	10:00:37.759
2 -	38.690	30.838	1:09.528	75.38	0.965	10:01:47.287
3 -	37.673	30.900	1:08.573 (2)	76.43	0.010	10:02:55.860
4 -	38.028	31.449	1:09.477	75.44	0.914	10:04:05.337
5 -	40.388	31.328	1:11.716	73.08	3.153	10:05:17.053
6 -	39.159	31.621	1:10.780	74.05	2.217	10:06:27.833
7 -	37.873	31.532	1:09.405	75.52	0.842	10:07:37.238
8 -	38.365	31.391	1:09.756	75.14	1.193	10:08:46.994
9 -	38.878	31.653	1:10.531	74.31	1.968	10:09:57.525
10 -	38.372	32.089	1:10.461	74.39	1.898	10:11:07.986
11 -	37.736	30.881	1:08.617 (3)	76.38	0.054	10:12:16.603
12 -	37.429	31.134	1:08.563 (1)	76.44		10:13:25.166

P8 75 J		Mason GREASLEY		Kawasaki NINJA 300 - Frame fast		
IDEAL LAP TIME : 1:08.641		BEST LAP TIME : 1:08.641		DIFFERENCE : 0.000		
LAP	SECTOR 1	SECTOR 2	LAP TIME	MPH	DIFF	TIME OF DAY
1 -		32.777	1:18.794	66.52	10.153	10:00:39.336
2 -	38.321	31.401	1:09.722	75.17	1.081	10:01:49.058
3 -	38.263	31.644	1:09.907	74.97	1.266	10:02:58.965
4 -	38.043	31.474	1:09.517	75.40	0.876	10:04:08.482
5 -	37.978	31.296	1:09.274 (3)	75.66	0.633	10:05:17.756
6 -	38.047	32.072	1:10.119	74.75	1.478	10:06:27.875
7 -	38.409	31.387	1:09.796	75.09	1.155	10:07:37.671
8 -	38.007	31.391	1:09.398	75.52	0.757	10:08:47.069
9 -	38.592	31.555	1:10.147	74.72	1.506	10:09:57.216
10 -	38.411	32.020	1:10.431	74.42	1.790	10:11:07.647
11 -	37.764	31.380	1:09.144 (2)	75.80	0.503	10:12:16.791
12 -	37.693	30.948	1:08.641 (1)	76.36		10:13:25.432

P9 0 S		Max HALL		Kawasaki NINJA 400 - Max Hall Racing		
IDEAL LAP TIME : 1:08.940		BEST LAP TIME : 1:09.319		DIFFERENCE : 0.379		
LAP	SECTOR 1	SECTOR 2	LAP TIME	MPH	DIFF	TIME OF DAY
1 -		32.762	1:19.107	66.25	9.788	10:00:39.649
2 -	38.462	31.619	1:10.081	74.79	0.762	10:01:49.730
3 -	38.455	31.819	1:10.274	74.58	0.955	10:03:00.004
4 -	38.339	31.348	1:09.687	75.21	0.368	10:04:09.691
5 -	39.496	31.801	1:11.297	73.51	1.978	10:05:20.988
6 -	37.797	31.522	1:09.319 (1)	75.61		10:06:30.307
7 -	38.483	31.143	1:09.626 (3)	75.28	0.307	10:07:39.933
8 -	38.219	31.171	1:09.390 (2)	75.53	0.071	10:08:49.323
9 -	38.357	31.310	1:09.667	75.23	0.348	10:09:58.990
10 -	37.857	32.843	1:10.700	74.13	1.381	10:11:09.690
11 -	38.523	31.619	1:10.142	74.72	0.823	10:12:19.832
12 -	38.822	31.641	1:10.463	74.38	1.144	10:13:30.295

BMCRC - MRO Championships 2024 - Rnd 2 @ Pembrey

ACU Team Green Junior Cup & Senior Ninja & BMZRC 250 MZ

RACE 3 - SECTOR ANALYSIS



SECTOR 1 = FL to I1, SECTOR 2 = I1 to FL, DIFF = Difference To Personal Best Lap, P = Crossed Finish Line in Pit Lane, D = Time Disallowed

P10 17 S		Daryn BUSA		Kawasaki NINJA 400 -			
IDEAL LAP TIME : 1:08.714		BEST LAP TIME : 1:09.111		DIFFERENCE : 0.397			
LAP	SECTOR 1	SECTOR 2	LAP TIME	MPH	DIFF	TIME OF DAY	
1 -		32.021	1:18.401	66.85	9.290	10:00:38.943	
2 -	38.960	31.532	1:10.492	74.35	1.381	10:01:49.435	
3 -	38.262	31.750	1:10.012	74.86	0.901	10:02:59.447	
4 -	38.230	31.357	1:09.587	75.32	0.476	10:04:09.034	
5 -	37.668	31.443	1:09.111 (1)	75.84		10:05:18.145	
6 -	37.931	31.883	1:09.814	75.07	0.703	10:06:27.959	
7 -	38.584	31.615	1:10.199	74.66	1.088	10:07:38.158	
8 -	37.944	31.369	1:09.313 (2)	75.62	0.202	10:08:47.471	
9 -	38.818	32.718	1:11.536	73.27	2.425	10:09:59.007	
10 -	38.171	32.275	1:10.446	74.40	1.335	10:11:09.453	
11 -	39.290	32.112	1:11.402	73.40	2.291	10:12:20.855	
12 -	38.540	31.046	1:09.586 (3)	75.32	0.475	10:13:30.441	

P11 7 J		Travis ROOKER		Kawasaki NINJA 400 - Swedish car connection			
IDEAL LAP TIME : 1:08.241		BEST LAP TIME : 1:09.169		DIFFERENCE : 0.928			
LAP	SECTOR 1	SECTOR 2	LAP TIME	MPH	DIFF	TIME OF DAY	
1 -		32.832	1:16.895	68.16	7.726	10:00:37.437	
2 -	38.511	31.205	1:09.716 (3)	75.18	0.547	10:01:47.153	
3 -	38.195	31.005	1:09.200 (2)	75.74	0.031	10:02:56.353	
4 -	37.262	31.907	1:09.169 (1)	75.77		10:04:05.522	
5 -	38.557	32.302	1:10.859	73.97	1.690	10:05:16.381	
6 -	38.320	31.896	1:10.216	74.64	1.047	10:06:26.597	
7 -	37.851	32.333	1:10.184	74.68	1.015	10:07:36.781	
8 -	37.968	31.907	1:09.875	75.01	0.706	10:08:46.656	
9 -	38.448	33.587	1:12.035	72.76	2.866	10:09:58.691	
10 -	37.236	33.174	1:10.410	74.44	1.241	10:11:09.101	
11 -	39.344	33.092	1:12.436	72.36	3.267	10:12:21.537	
12 -	40.527	32.662	1:13.189	71.61	4.020	10:13:34.726	

P12 43 S		Mark SWARBRICK		Kawasaki NINJA 400 -			
IDEAL LAP TIME : 1:10.309		BEST LAP TIME : 1:10.422		DIFFERENCE : 0.113			
LAP	SECTOR 1	SECTOR 2	LAP TIME	MPH	DIFF	TIME OF DAY	
1 -		32.206	1:17.411	67.71	6.989	10:00:37.953	
2 -	38.709	31.917	1:10.626 (3)	74.21	0.204	10:01:48.579	
3 -	38.546	32.000	1:10.546 (2)	74.30	0.124	10:02:59.125	
4 -	38.659	31.763	1:10.422 (1)	74.43		10:04:09.547	
5 -	39.332	32.422	1:11.754	73.04	1.332	10:05:21.301	
6 -	38.557	32.404	1:10.961	73.86	0.539	10:06:32.262	
7 -	38.763	32.487	1:11.250	73.56	0.828	10:07:43.512	
8 -	39.264	32.192	1:11.456	73.35	1.034	10:08:54.968	
9 -	39.618	32.057	1:11.675	73.13	1.253	10:10:06.643	
10 -	38.854	31.940	1:10.794	74.04	0.372	10:11:17.437	
11 -	38.971	31.934	1:10.905	73.92	0.483	10:12:28.342	
12 -	39.800	32.059	1:11.859	72.94	1.437	10:13:40.201	

BMCRC - MRO Championships 2024 - Rnd 2 @ Pembrey

ACU Team Green Junior Cup & Senior Ninja & BMZRC 250 MZ

RACE 3 - SECTOR ANALYSIS



SECTOR 1 = FL to I1, SECTOR 2 = I1 to FL, DIFF = Difference To Personal Best Lap, P = Crossed Finish Line in Pit Lane, D = Time Disallowed

P13 6 J Kian BUSA			Kawasaki 400 NINJA - iActiveRC			
IDEAL LAP TIME : 1:10.169		BEST LAP TIME : 1:10.242		DIFFERENCE : 0.073		
LAP	SECTOR 1	SECTOR 2	LAP TIME	MPH	DIFF	TIME OF DAY
1 -		32.500	1:18.315	66.92	8.073	10:00:38.857
2 -	38.569	31.794	1:10.363 (2)	74.49	0.121	10:01:49.220
3 -	38.695	32.134	1:10.829	74.00	0.587	10:03:00.049
4 -	38.598	31.644	1:10.242 (1)	74.62		10:04:10.291
5 -	39.056	32.112	1:11.168	73.65	0.926	10:05:21.459
6 -	38.683	32.452	1:11.135	73.68	0.893	10:06:32.594
7 -	38.837	32.526	1:11.363	73.44	1.121	10:07:43.957
8 -	39.343	31.861	1:11.204	73.61	0.962	10:08:55.161
9 -	39.881	32.767	1:12.648	72.15	2.406	10:10:07.809
10 -	38.525	32.044	1:10.569 (3)	74.27	0.327	10:11:18.378
11 -	39.371	32.262	1:11.633	73.17	1.391	10:12:30.011
12 -	39.334	32.000	1:11.334	73.47	1.092	10:13:41.345

P14 85 MZ Andrew WALES			MZ ETZ 250 - Show Control International			
IDEAL LAP TIME : 1:09.411		BEST LAP TIME : 1:09.600		DIFFERENCE : 0.189		
LAP	SECTOR 1	SECTOR 2	LAP TIME	MPH	DIFF	TIME OF DAY
1 -		32.587	1:40.811	51.99	31.211	10:01:01.353
2 -	38.387	32.738	1:11.125	73.69	1.525	10:02:12.478
3 -	38.372	32.916	1:11.288	73.52	1.688	10:03:23.766
4 -	38.937	32.119	1:11.056	73.76	1.456	10:04:34.822
5 -	39.544	32.391	1:11.935	72.86	2.335	10:05:46.757
6 -	38.452	31.937	1:10.389	74.46	0.789	10:06:57.146
7 -	37.838	32.336	1:10.174	74.69	0.574	10:08:07.320
8 -	38.324	32.325	1:10.649	74.19	1.049	10:09:17.969
9 -	37.670	32.368	1:10.038 (2)	74.83	0.438	10:10:28.007
10 -	37.809	32.476	1:10.285	74.57	0.685	10:11:38.292
11 -	38.014	32.084	1:10.098 (3)	74.77	0.498	10:12:48.390
12 -	37.859	31.741	1:09.600 (1)	75.31		10:13:57.990

P15 95 MZ Christopher ROGERS			Mz ETZ 250 - CB Racing			
IDEAL LAP TIME : 1:09.549		BEST LAP TIME : 1:09.581		DIFFERENCE : 0.032		
LAP	SECTOR 1	SECTOR 2	LAP TIME	MPH	DIFF	TIME OF DAY
1 -		32.346	1:40.909	51.94	31.328	10:01:01.451
2 -	38.733	32.381	1:11.114	73.70	1.533	10:02:12.565
3 -	38.713	32.453	1:11.166	73.65	1.585	10:03:23.731
4 -	38.821	32.051	1:10.872	73.95	1.291	10:04:34.603
5 -	39.934	32.018	1:11.952	72.84	2.371	10:05:46.555
6 -	38.395	32.057	1:10.452	74.39	0.871	10:06:57.007
7 -	38.215	32.247	1:10.462	74.38	0.881	10:08:07.469
8 -	38.636	31.983	1:10.619	74.22	1.038	10:09:18.088
9 -	37.818	32.015	1:09.833 (2)	75.05	0.252	10:10:27.921
10 -	38.328	31.811	1:10.139 (3)	74.73	0.558	10:11:38.060
11 -	38.684	31.958	1:10.642	74.19	1.061	10:12:48.702
12 -	37.738	31.843	1:09.581 (1)	75.33		10:13:58.283

BMCRC - MRO Championships 2024 - Rnd 2 @ Pembrey

ACU Team Green Junior Cup & Senior Ninja & BMZRC 250 MZ

RACE 3 - SECTOR ANALYSIS



SECTOR 1 = FL to I1, SECTOR 2 = I1 to FL, DIFF = Difference To Personal Best Lap, P = Crossed Finish Line in Pit Lane, D = Time Disallowed

P16 1 MZ Alexander MANN			MZ TS 250 - HS Racing			
IDEAL LAP TIME : 1:09.683		BEST LAP TIME : 1:09.905		DIFFERENCE : 0.222		
LAP	SECTOR 1	SECTOR 2	LAP TIME	MPH	DIFF	TIME OF DAY
1 -		32.738	1:40.719	52.04	30.814	10:01:01.261
2 -	38.679	32.352	1:11.031	73.79	1.126	10:02:12.292
3 -	38.456	33.093	1:11.549	73.25	1.644	10:03:23.841
4 -	39.070	32.334	1:11.404	73.40	1.499	10:04:35.245
5 -	40.046	32.380	1:12.426	72.37	2.521	10:05:47.671
6 -	38.229	31.783	1:10.012 (3)	74.86	0.107	10:06:57.683
7 -	38.024	31.881	1:09.905 (1)	74.98		10:08:07.588
8 -	38.749	32.110	1:10.859	73.97	0.954	10:09:18.447
9 -	37.900	32.102	1:10.002 (2)	74.87	0.097	10:10:28.449
10 -	39.157	31.981	1:11.138	73.68	1.233	10:11:39.587
11 -	37.963	32.326	1:10.289	74.57	0.384	10:12:49.876
12 -	38.103	32.026	1:10.129	74.74	0.224	10:14:00.005

P17 44 S Joshua CORREIA			Kawasaki NINJA 300 - Alpha Racing			
IDEAL LAP TIME : 1:11.971		BEST LAP TIME : 1:12.022		DIFFERENCE : 0.051		
LAP	SECTOR 1	SECTOR 2	LAP TIME	MPH	DIFF	TIME OF DAY
1 -		32.580	1:20.706	64.94	8.684	10:00:41.248
2 -	40.289	32.471	1:12.760 (3)	72.03	0.738	10:01:54.008
3 -	40.645	32.517	1:13.162	71.64	1.140	10:03:07.170
4 -	40.128	32.716	1:12.844	71.95	0.822	10:04:20.014
5 -	40.270	32.507	1:12.777	72.02	0.755	10:05:32.791
6 -	39.756	32.266	1:12.022 (1)	72.77		10:06:44.813
7 -	40.385	32.757	1:13.142	71.66	1.120	10:07:57.955
8 -	39.705	33.159	1:12.864	71.93	0.842	10:09:10.819
9 -	40.058	32.333	1:12.391 (2)	72.40	0.369	10:10:23.210
10 -	40.355	32.726	1:13.081	71.72	1.059	10:11:36.291
11 -	40.363	33.831	1:14.194	70.64	2.172	10:12:50.485
12 -	40.333	34.152	1:14.485	70.37	2.463	10:14:04.970

P18 134 J Toby SKAYMAN			Kawasaki EX300 - D & A Home Solutions			
IDEAL LAP TIME : 1:10.897		BEST LAP TIME : 1:10.897		DIFFERENCE : 0.000		
LAP	SECTOR 1	SECTOR 2	LAP TIME	MPH	DIFF	TIME OF DAY
1 -		36.701	1:35.689	54.77	24.792	10:00:56.231
2 -	41.750	33.914	1:15.664	69.27	4.767	10:02:11.895
3 -	39.750	33.399	1:13.149	71.65	2.252	10:03:25.044
4 -	40.294	32.762	1:13.056	71.74	2.159	10:04:38.100
5 -	39.299	33.261	1:12.560	72.23	1.663	10:05:50.660
6 -	39.108	32.341	1:11.449	73.36	0.552	10:07:02.109
7 -	39.184	32.753	1:11.937	72.86	1.040	10:08:14.046
8 -	39.109	32.260	1:11.369 (3)	73.44	0.472	10:09:25.415
9 -	38.753	32.144	1:10.897 (1)	73.93		10:10:36.312
10 -	39.878	32.923	1:12.801	71.99	1.904	10:11:49.113
11 -	39.457	32.753	1:12.210	72.58	1.313	10:13:01.323
12 -	38.886	32.178	1:11.064 (2)	73.75	0.167	10:14:12.387

BMCRC - MRO Championships 2024 - Rnd 2 @ Pembrey

ACU Team Green Junior Cup & Senior Ninja & BMZRC 250 MZ

RACE 3 - SECTOR ANALYSIS



SECTOR 1 = FL to I1, SECTOR 2 = I1 to FL, DIFF = Difference To Personal Best Lap, P = Crossed Finish Line in Pit Lane, D = Time Disallowed

P19 96 MZ Chris KENT			MZ TS 250 -			
IDEAL LAP TIME : 1:10.903		BEST LAP TIME : 1:11.332		DIFFERENCE : 0.429		
LAP	SECTOR 1	SECTOR 2	LAP TIME	MPH	DIFF	TIME OF DAY
1 -		32.660	1:41.824	51.47	30.492	10:01:02.366
2 -	38.875	32.707	1:11.582	73.22	0.250	10:02:13.948
3 -	38.764	33.384	1:12.148	72.65	0.816	10:03:26.096
4 -	38.545	32.885	1:11.430 (3)	73.38	0.098	10:04:37.526
5 -	39.074	33.973	1:13.047	71.75	1.715	10:05:50.573
6 -	40.614	33.284	1:13.898	70.93	2.566	10:07:04.471
7 -	39.387	33.156	1:12.543	72.25	1.211	10:08:17.014
8 -	39.000	32.358	1:11.358 (2)	73.45	0.026	10:09:28.372
9 -	38.745	33.179	1:11.924	72.87	0.592	10:10:40.296
10 -	38.765	32.567	1:11.332 (1)	73.48		10:11:51.628
11 -	38.768	32.801	1:11.569	73.23	0.237	10:13:03.197

P20 565 MZ Louis KERSHAW			MZ 250 - Team Lucky Streetsy/Walkers Campers			
IDEAL LAP TIME : 1:10.677		BEST LAP TIME : 1:10.919		DIFFERENCE : 0.242		
LAP	SECTOR 1	SECTOR 2	LAP TIME	MPH	DIFF	TIME OF DAY
1 -		33.682	1:44.769	50.02	33.850	10:01:05.311
2 -	41.068	32.581	1:13.649	71.17	2.730	10:02:18.960
3 -	39.533	32.719	1:12.252	72.54	1.333	10:03:31.212
4 -	38.820	33.321	1:12.141	72.65	1.222	10:04:43.353
5 -	38.863	32.361	1:11.224 (3)	73.59	0.305	10:05:54.577
6 -	38.932	31.987	1:10.919 (1)	73.90		10:07:05.496
7 -	39.151	32.308	1:11.459	73.35	0.540	10:08:16.955
8 -	38.690	32.516	1:11.206 (2)	73.61	0.287	10:09:28.161
9 -	39.508	32.529	1:12.037	72.76	1.118	10:10:40.198
10 -	39.219	32.516	1:11.735	73.06	0.816	10:11:51.933
11 -	39.685	33.074	1:12.759	72.04	1.840	10:13:04.692

P21 13 MZ Gordon RYAN			MZ 250 - Prism Work Psychology			
IDEAL LAP TIME : 1:11.671		BEST LAP TIME : 1:11.930		DIFFERENCE : 0.259		
LAP	SECTOR 1	SECTOR 2	LAP TIME	MPH	DIFF	TIME OF DAY
1 -		33.359	1:42.387	51.19	30.457	10:01:02.929
2 -	39.453	33.106	1:12.559	72.23	0.629	10:02:15.488
3 -	39.853	33.512	1:13.365	71.44	1.435	10:03:28.853
4 -	39.972	33.619	1:13.591	71.22	1.661	10:04:42.444
5 -	39.655	33.074	1:12.729	72.07	0.799	10:05:55.173
6 -	39.393	32.946	1:12.339 (3)	72.45	0.409	10:07:07.512
7 -	39.339	33.716	1:13.055	71.74	1.125	10:08:20.567
8 -	40.831	33.414	1:14.245	70.59	2.315	10:09:34.812
9 -	39.269	33.566	1:12.835	71.96	0.905	10:10:47.647
10 -	38.907	33.023	1:11.930 (1)	72.87		10:11:59.577
11 -	38.725	33.495	1:12.220 (2)	72.57	0.290	10:13:11.797

P22 66 S Mark SMITH			Kawasaki EX300 - IMP RACING			
IDEAL LAP TIME : 1:14.304		BEST LAP TIME : 1:14.618		DIFFERENCE : 0.314		
LAP	SECTOR 1	SECTOR 2	LAP TIME	MPH	DIFF	TIME OF DAY
1 -		33.694	1:23.355	62.88	8.737	10:00:43.897
2 -	43.542	33.687	1:17.229	67.87	2.611	10:02:01.126
3 -	41.919	33.998	1:15.917	69.04	1.299	10:03:17.043
4 -	42.652	33.870	1:16.522	68.49	1.904	10:04:33.565
5 -	42.762	34.014	1:16.776	68.27	2.158	10:05:50.341
6 -	41.928	33.512	1:15.440	69.48	0.822	10:07:05.781
7 -	41.748	33.621	1:15.369	69.54	0.751	10:08:21.150
8 -	41.442	33.494	1:14.936 (3)	69.94	0.318	10:09:36.086
9 -	41.630	33.517	1:15.147	69.75	0.529	10:10:51.233
10 -	41.203	33.415	1:14.618 (1)	70.24		10:12:05.851
11 -	41.688	33.101	1:14.789 (2)	70.08	0.171	10:13:20.640

BMCRC - MRO Championships 2024 - Rnd 2 @ Pembrey

ACU Team Green Junior Cup & Senior Ninja & BMZRC 250 MZ

RACE 3 - SECTOR ANALYSIS



SECTOR 1 = FL to I1, SECTOR 2 = I1 to FL, DIFF = Difference To Personal Best Lap, P = Crossed Finish Line in Pit Lane, D = Time Disallowed

P23 33 J Patrick KLINGE		Kawasaki NINJA 400 - Klingklong Racing				
IDEAL LAP TIME : 1:14.732		BEST LAP TIME : 1:15.043		DIFFERENCE : 0.311		
LAP	SECTOR 1	SECTOR 2	LAP TIME	MPH	DIFF	TIME OF DAY
1 -		34.043	1:23.182	63.01	8.139	10:00:43.724
2 -	42.885	34.279	1:17.164	67.92	2.121	10:02:00.888
3 -	41.754	34.250	1:16.004	68.96	0.961	10:03:16.892
4 -	42.195	34.256	1:16.451	68.56	1.408	10:04:33.343
5 -	41.785	34.591	1:16.376	68.62	1.333	10:05:49.719
6 -	41.367	33.716	1:15.083 (2)	69.81	0.040	10:07:04.802
7 -	41.442	33.918	1:15.360	69.55	0.317	10:08:20.162
8 -	41.204	33.930	1:15.134 (3)	69.76	0.091	10:09:35.296
9 -	41.020	34.023	1:15.043 (1)	69.84		10:10:50.339
10 -	41.278	34.286	1:15.564	69.36	0.521	10:12:05.903
11 -	42.635	33.712	1:16.347	68.65	1.304	10:13:22.250

P24 11 MZ_R Carl CRIPPS		MZ ETZ250 - MIS UK LTD				
IDEAL LAP TIME : 1:13.279		BEST LAP TIME : 1:13.279		DIFFERENCE : 0.000		
LAP	SECTOR 1	SECTOR 2	LAP TIME	MPH	DIFF	TIME OF DAY
1 -		34.949	1:45.004	49.91	31.725	10:01:05.546
2 -	40.666	33.736	1:14.402	70.44	1.123	10:02:19.948
3 -	40.076	33.584	1:13.660 (3)	71.15	0.381	10:03:33.608
4 -	39.957	33.480	1:13.437 (2)	71.37	0.158	10:04:47.045
5 -	40.082	33.703	1:13.785	71.03	0.506	10:06:00.830
6 -	39.807	33.472	1:13.279 (1)	71.52		10:07:14.109
7 -	40.261	36.073	1:16.334	68.66	3.055	10:08:30.443
8 -	49.471	33.673	1:23.144	63.04	9.865	10:09:53.587
9 -	40.544	34.004	1:14.548	70.31	1.269	10:11:08.135
10 -	40.847	33.982	1:14.829	70.04	1.550	10:12:22.964
11 -	40.576	33.852	1:14.428	70.42	1.149	10:13:37.392

P25 4 S Nigel FRANKLIN		Kawasaki NINJA - Nigel Franklin				
IDEAL LAP TIME : 1:15.665		BEST LAP TIME : 1:16.226		DIFFERENCE : 0.561		
LAP	SECTOR 1	SECTOR 2	LAP TIME	MPH	DIFF	TIME OF DAY
1 -		34.931	1:27.778	59.71	11.552	10:00:48.320
2 -	44.082	34.792	1:18.874	66.45	2.648	10:02:07.194
3 -	43.331	35.005	1:18.336	66.91	2.110	10:03:25.530
4 -	43.698	34.792	1:18.490	66.78	2.264	10:04:44.020
5 -	43.039	34.461	1:17.500	67.63	1.274	10:06:01.520
6 -	43.224	34.472	1:17.696	67.46	1.470	10:07:19.216
7 -	43.097	34.461	1:17.558	67.58	1.332	10:08:36.774
8 -	42.575	33.651	1:16.226 (1)	68.76		10:09:53.000
9 -	42.485	35.306	1:17.791	67.38	1.565	10:11:10.791
10 -	42.014	34.302	1:16.316 (2)	68.68	0.090	10:12:27.107
11 -	43.078	33.824	1:16.902 (3)	68.15	0.676	10:13:44.009

P26 56 MZ Russell TURNER		MZ 250 - TT Racing				
IDEAL LAP TIME : 1:13.937		BEST LAP TIME : 1:13.937		DIFFERENCE : 0.000		
LAP	SECTOR 1	SECTOR 2	LAP TIME	MPH	DIFF	TIME OF DAY
1 -		34.158	1:48.770	48.18	34.833	10:01:09.312
2 -	40.550	34.479	1:15.029 (3)	69.86	1.092	10:02:24.341
3 -	41.297	35.246	1:16.543	68.47	2.606	10:03:40.884
4 -	41.478	34.769	1:16.247	68.74	2.310	10:04:57.131
5 -	41.157	34.653	1:15.810	69.14	1.873	10:06:12.941
6 -	41.557	34.019	1:15.576	69.35	1.639	10:07:28.517
7 -	40.700	33.912	1:14.612 (2)	70.25	0.675	10:08:43.129
8 -	41.570	34.783	1:16.353	68.64	2.416	10:09:59.482
9 -	41.964	33.978	1:15.942	69.02	2.005	10:11:15.424
10 -	40.074	33.863	1:13.937 (1)	70.89		10:12:29.361
11 -	41.088	34.694	1:15.782	69.16	1.845	10:13:45.143

BMCRC - MRO Championships 2024 - Rnd 2 @ Pembrey

ACU Team Green Junior Cup & Senior Ninja & BMZRC 250 MZ

RACE 3 - SECTOR ANALYSIS



SECTOR 1 = FL to I1, SECTOR 2 = I1 to FL, DIFF = Difference To Personal Best Lap, P = Crossed Finish Line in Pit Lane, D = Time Disallowed

P27 9 MZ Gary HOWLETT		MZ TS250 - HS Racing				
IDEAL LAP TIME : 1:14.567		BEST LAP TIME : 1:14.625		DIFFERENCE : 0.058		
LAP	SECTOR 1	SECTOR 2	LAP TIME	MPH	DIFF	TIME OF DAY
1 -		34.045	1:46.218	49.34	31.593	10:01:06.760
2 -	41.094	34.253	1:15.347	69.56	0.722	10:02:22.107
3 -	41.676	34.655	1:16.331	68.66	1.706	10:03:38.438
4 -	42.005	35.945	1:17.950	67.24	3.325	10:04:56.388
5 -	41.319	34.745	1:16.064	68.91	1.439	10:06:12.452
6 -	42.258	34.140	1:16.398	68.60	1.773	10:07:28.850
7 -	40.899	34.443	1:15.342 (3)	69.57	0.717	10:08:44.192
8 -	41.305	34.263	1:15.568	69.36	0.943	10:09:59.760
9 -	40.585	34.638	1:15.223 (2)	69.68	0.598	10:11:14.983
10 -	41.640	34.051	1:15.691	69.24	1.066	10:12:30.674
11 -	40.522	34.103	1:14.625 (1)	70.23		10:13:45.299

P28 32 MZ John ASHMEAD		MZ 250 -				
IDEAL LAP TIME : 1:13.875		BEST LAP TIME : 1:13.936		DIFFERENCE : 0.061		
LAP	SECTOR 1	SECTOR 2	LAP TIME	MPH	DIFF	TIME OF DAY
1 -		34.790	1:46.767	49.09	32.831	10:01:07.309
2 -	41.515	34.479	1:15.994	68.97	2.058	10:02:23.303
3 -	41.482	34.603	1:16.085	68.89	2.149	10:03:39.388
4 -	41.951	34.786	1:16.737	68.30	2.801	10:04:56.125
5 -	41.253	34.989	1:16.242	68.74	2.306	10:06:12.367
6 -	42.873	34.470	1:17.343	67.77	3.407	10:07:29.710
7 -	41.390	34.381	1:15.771	69.17	1.835	10:08:45.481
8 -	42.012	34.100	1:16.112	68.86	2.176	10:10:01.593
9 -	40.956	34.229	1:15.185 (3)	69.71	1.249	10:11:16.778
10 -	41.164	33.718	1:14.882 (2)	69.99	0.946	10:12:31.660
11 -	40.157	33.779	1:13.936 (1)	70.89		10:13:45.596

P29 5 MZ Garry SAMETT		MZ TS 250 - smallmouse				
IDEAL LAP TIME : 1:14.725		BEST LAP TIME : 1:15.073		DIFFERENCE : 0.348		
LAP	SECTOR 1	SECTOR 2	LAP TIME	MPH	DIFF	TIME OF DAY
1 -		35.430	1:49.081	48.05	34.008	10:01:09.623
2 -	42.381	34.669	1:17.050	68.02	1.977	10:02:26.673
3 -	42.868	34.827	1:17.695	67.46	2.622	10:03:44.368
4 -	42.923	35.240	1:18.163	67.05	3.090	10:05:02.531
5 -	43.331	34.254	1:17.585	67.55	2.512	10:06:20.116
6 -	42.514	35.338	1:17.852	67.32	2.779	10:07:37.968
7 -	41.444	34.350	1:15.794 (2)	69.15	0.721	10:08:53.762
8 -	42.756	33.811	1:16.567	68.45	1.494	10:10:10.329
9 -	40.914	34.159	1:15.073 (1)	69.82		10:11:25.402
10 -	41.437	34.506	1:15.943 (3)	69.02	0.870	10:12:41.345
11 -	42.163	34.092	1:16.255	68.73	1.182	10:13:57.600

P30 166 MZ Graeme LEWIS		MZ 250 - Morris Racing Lubricants #MRL				
IDEAL LAP TIME : 1:15.728		BEST LAP TIME : 1:15.728		DIFFERENCE : 0.000		
LAP	SECTOR 1	SECTOR 2	LAP TIME	MPH	DIFF	TIME OF DAY
1 -		34.843	1:47.496	48.76	31.768	10:01:08.038
2 -	41.292	34.436	1:15.728 (1)	69.21		10:02:23.766
3 -	41.476	35.567	1:17.043 (3)	68.03	1.315	10:03:40.809
4 -	42.040	35.525	1:17.565	67.57	1.837	10:04:58.374
5 -	42.437	35.460	1:17.897	67.28	2.169	10:06:16.271
6 -	42.331	35.790	1:18.121	67.09	2.393	10:07:34.392
7 -	41.560	35.348	1:16.908 (2)	68.15	1.180	10:08:51.300
8 -	42.078	35.394	1:17.472	67.65	1.744	10:10:08.772
9 -	42.238	35.597	1:17.835	67.34	2.107	10:11:26.607
10 -	41.909	36.978	1:18.887	66.44	3.159	10:12:45.494
11 -	43.002	37.377	1:20.379	65.21	4.651	10:14:05.873

BMCRC - MRO Championships 2024 - Rnd 2 @ Pembrey

ACU Team Green Junior Cup & Senior Ninja & BMZRC 250 MZ

RACE 3 - SECTOR ANALYSIS



SECTOR 1 = FL to I1, SECTOR 2 = I1 to FL, DIFF = Difference To Personal Best Lap, P = Crossed Finish Line in Pit Lane, D = Time Disallowed

P31 102 MZ_R Caleb WRIGHT		MZ 250 ETZ - Clover Investments				
IDEAL LAP TIME : 1:18.331		BEST LAP TIME : 1:18.496		DIFFERENCE : 0.165		
LAP	SECTOR 1	SECTOR 2	LAP TIME	MPH	DIFF	TIME OF DAY
1 -		35.898	1:51.719	46.91	33.223	10:01:12.261
2 -	43.668	35.792	1:19.460	65.96	0.964	10:02:31.721
3 -	43.016	35.824	1:18.840 (3)	66.48	0.344	10:03:50.561
4 -	43.303	35.656	1:18.959	66.38	0.463	10:05:09.520
5 -	43.024	35.608	1:18.632 (2)	66.65	0.136	10:06:28.152
6 -	42.753	35.743	1:18.496 (1)	66.77		10:07:46.648
7 -	44.004	36.169	1:20.173	65.37	1.677	10:09:06.821
8 -	43.828	35.578	1:19.406	66.01	0.910	10:10:26.227
9 -	43.286	36.120	1:19.406	66.01	0.910	10:11:45.633
10 -	43.448	35.725	1:19.173	66.20	0.677	10:13:04.806

P32 74 MZ_R Kevin LANE		MZ ETZ - Racing Lane				
IDEAL LAP TIME : 1:17.190		BEST LAP TIME : 1:17.303		DIFFERENCE : 0.113		
LAP	SECTOR 1	SECTOR 2	LAP TIME	MPH	DIFF	TIME OF DAY
1 -		35.154	1:50.027	47.63	32.724	10:01:10.569
2 -	42.036	35.267	1:17.303 (1)	67.80		10:02:27.872
3 -	43.013	36.010	1:19.023	66.33	1.720	10:03:46.895
4 -	45.925	39.303	1:25.228	61.50	7.925	10:05:12.123
5 -	44.664	36.115	1:20.779	64.88	3.476	10:06:32.902
6 -	42.965	36.783	1:19.748	65.72	2.445	10:07:52.650
7 -	43.055	36.415	1:19.470	65.95	2.167	10:09:12.120
8 -	42.590	36.251	1:18.841 (2)	66.48	1.538	10:10:30.961
9 -	42.657	36.193	1:18.850 (3)	66.47	1.547	10:11:49.811
10 -	42.457	37.722	1:20.179	65.37	2.876	10:13:09.990

P33 26 J Brooke CHAMPION		Kawasaki 300 NINJA -				
IDEAL LAP TIME : 1:20.464		BEST LAP TIME : 1:20.480		DIFFERENCE : 0.016		
LAP	SECTOR 1	SECTOR 2	LAP TIME	MPH	DIFF	TIME OF DAY
1 -		34.669	1:29.992	58.24	9.512	10:00:50.534
2 -	46.368	34.797	1:21.165 (2)	64.57	0.685	10:02:11.699
3 -	46.583	35.190	1:21.773	64.09	1.293	10:03:33.472
4 -	46.902	35.285	1:22.187	63.77	1.707	10:04:55.659
5 -	47.184	35.170	1:22.354	63.64	1.874	10:06:18.013
6 -	46.450	35.197	1:21.647	64.19	1.167	10:07:39.660
7 -	45.854	34.626	1:20.480 (1)	65.12		10:09:00.140
8 -	45.838	35.456	1:21.294 (3)	64.47	0.814	10:10:21.434
9 -	47.895	35.711	1:23.606	62.69	3.126	10:11:45.040
10 -	46.421	42.773	1:29.194	58.76	8.714	10:13:14.234

P34 38 MZ Chris PETTET		MZ ETZ250 -				
IDEAL LAP TIME : 1:21.230		BEST LAP TIME : 1:21.262		DIFFERENCE : 0.032		
LAP	SECTOR 1	SECTOR 2	LAP TIME	MPH	DIFF	TIME OF DAY
1 -		37.048	1:53.945	46.00	32.683	10:01:14.487
2 -	44.516	37.688	1:22.204	63.76	0.942	10:02:36.691
3 -	44.571	37.017	1:21.588 (2)	64.24	0.326	10:03:58.279
4 -	44.653	37.065	1:21.718 (3)	64.14	0.456	10:05:19.997
5 -	45.601	36.725	1:22.326	63.66	1.064	10:06:42.323
6 -	44.505	36.757	1:21.262 (1)	64.50		10:08:03.585
7 -	45.803	37.682	1:23.485	62.78	2.223	10:09:27.070
8 -	45.625	38.043	1:23.668	62.64	2.406	10:10:50.738
9 -	46.897	37.544	1:24.441	62.07	3.179	10:12:15.179
10 -	48.015	37.283	1:25.298	61.45	4.036	10:13:40.477

BMCRC - MRO Championships 2024 - Rnd 2 @ Pembrey

ACU Team Green Junior Cup & Senior Ninja & BMZRC 250 MZ

RACE 3 - SECTOR ANALYSIS



SECTOR 1 = FL to I1, SECTOR 2 = I1 to FL, DIFF = Difference To Personal Best Lap, P = Crossed Finish Line in Pit Lane, D = Time Disallowed

P35 37 MZ_R Harry LAMACRAFT			MZ ETZ 250 - All Flower No Power			
IDEAL LAP TIME : 1:10.979		BEST LAP TIME : 1:11.115		DIFFERENCE : 0.136		
LAP	SECTOR 1	SECTOR 2	LAP TIME	MPH	DIFF	TIME OF DAY
1 -		32.918	1:43.436	50.67	32.321	10:01:03.978
2 -	38.689	32.734	1:11.423 (2)	73.38	0.308	10:02:15.401
3 -	39.567	33.513	1:13.080	71.72	1.965	10:03:28.481
4 -	40.834	34.279	1:15.113	69.78	3.998	10:04:43.594
5 -	38.912	32.577	1:11.489 (3)	73.32	0.374	10:05:55.083
6 -	38.825	32.290	1:11.115 (1)	73.70		10:07:06.198
7 -	39.864	33.193	1:13.057	71.74	1.942	10:08:19.255
8 -	39.464	33.625	1:13.089	71.71	1.974	10:09:32.344
9 -	40.444	33.598	1:14.042	70.79	2.927	10:10:46.386
10 -	40.511	32.638	1:13.149	71.65	2.034	10:11:59.535

P36 94 MZ_R Declan Kai RYAN			MZ 250 - Illuminate Design			
IDEAL LAP TIME : 1:14.715		BEST LAP TIME : 1:14.867		DIFFERENCE : 0.152		
LAP	SECTOR 1	SECTOR 2	LAP TIME	MPH	DIFF	TIME OF DAY
1 -		34.994	1:50.435	47.46	35.568	10:01:10.977
2 -	42.045	34.894	1:16.939	68.12	2.072	10:02:27.916
3 -	41.837	35.973	1:17.810	67.36	2.943	10:03:45.726
4 -	44.112	36.764	1:20.876	64.81	6.009	10:05:06.602
5 -	40.952	34.249	1:15.201 (2)	69.70	0.334	10:06:21.803
6 -	41.774	34.819	1:16.593	68.43	1.726	10:07:38.396
7 -	41.279	34.342	1:15.621 (3)	69.31	0.754	10:08:54.017
8 -	40.466	34.401	1:14.867 (1)	70.01		10:10:08.884
9 -	41.150	34.925	1:16.075	68.90	1.208	10:11:24.959

BMCRC - MRO Championships 2024 - Rnd 2 @ Pembrey

ACU Team Green Junior Cup & Senior Ninja & BMZRC 250 MZ

RACE 3 - BEST SECTORS

SECTOR 1			SECTOR 2			IDEAL / BEST COMPARISON						
POS	NO	NAME	TIME	NO	NAME	TIME	POS	NO	NAME	IDEAL	BEST	DIFF
									PERFECT LAP	1:06.549		
1	45	MACKENZIE	36.333	76	WILKINSON	30.216	1	76	WILKINSON	1:06.903	1:07.504	0.601
2	81	SIMS	36.553	81	SIMS	30.387	2	81	SIMS	1:06.940	1:07.443	0.503
3	76	WILKINSON	36.687	27	BROWN	30.487	3	45	MACKENZIE	1:07.106	1:07.278	0.172
4	27	BROWN	36.775	45	MACKENZIE	30.773	4	27	BROWN	1:07.262	1:07.428	0.166
5	7	ROOKER	37.236	12	RAMSEY	30.838	5	7	ROOKER	1:08.241	1:09.169	0.928
6	2	WATT	37.411	2	WATT	30.939	6	12	RAMSEY	1:08.267	1:08.563	0.296
7	12	RAMSEY	37.429	75	GREASLEY	30.948	7	2	WATT	1:08.350	1:08.350	0.000
8	17	BUSA	37.668	16	LAYTON	30.998	8	75	GREASLEY	1:08.641	1:08.641	0.000
9	85	WALES	37.670	7	ROOKER	31.005	9	16	LAYTON	1:08.699	1:09.110	0.411
10	75	GREASLEY	37.693	17	BUSA	31.046	10	17	BUSA	1:08.714	1:09.111	0.397
11	16	LAYTON	37.701	0	HALL	31.143	11	0	HALL	1:08.940	1:09.319	0.379
12	95	ROGERS	37.738	6	BUSA	31.644	12	85	WALES	1:09.411	1:09.600	0.189
13	0	HALL	37.797	85	WALES	31.741	13	95	ROGERS	1:09.549	1:09.581	0.032
14	1	MANN	37.900	43	SWARBRICK	31.763	14	1	MANN	1:09.683	1:09.905	0.222
15	6	BUSA	38.525	1	MANN	31.783	15	6	BUSA	1:10.169	1:10.242	0.073
16	96	KENT	38.545	95	ROGERS	31.811	16	43	SWARBRICK	1:10.309	1:10.422	0.113
17	43	SWARBRICK	38.546	565	KERSHAW	31.987	17	565	KERSHAW	1:10.677	1:10.919	0.242
18	37	LAMACRAFT	38.689	134	SKAYMAN	32.144	18	134	SKAYMAN	1:10.897	1:10.897	0.000
19	565	KERSHAW	38.690	44	CORREIA	32.266	19	96	KENT	1:10.903	1:11.332	0.429
20	13	RYAN	38.725	37	LAMACRAFT	32.290	20	37	LAMACRAFT	1:10.979	1:11.115	0.136
21	134	SKAYMAN	38.753	96	KENT	32.358	21	13	RYAN	1:11.671	1:11.930	0.259
22	44	CORREIA	39.705	13	RYAN	32.946	22	44	CORREIA	1:11.971	1:12.022	0.051
23	11	CRIPPS	39.807	66	SMITH	33.101	23	11	CRIPPS	1:13.279	1:13.279	0.000
24	56	TURNER	40.074	11	CRIPPS	33.472	24	32	ASHMEAD	1:13.875	1:13.936	0.061
25	32	ASHMEAD	40.157	4	FRANKLIN	33.651	25	56	TURNER	1:13.937	1:13.937	0.000
26	94	RYAN	40.466	33	KLINGE	33.712	26	66	SMITH	1:14.304	1:14.618	0.314
27	9	HOWLETT	40.522	32	ASHMEAD	33.718	27	9	HOWLETT	1:14.567	1:14.625	0.058
28	5	SAMETT	40.914	5	SAMETT	33.811	28	94	RYAN	1:14.715	1:14.867	0.152
29	33	KLINGE	41.020	56	TURNER	33.863	29	5	SAMETT	1:14.725	1:15.073	0.348
30	66	SMITH	41.203	9	HOWLETT	34.045	30	33	KLINGE	1:14.732	1:15.043	0.311
31	166	LEWIS	41.292	94	RYAN	34.249	31	4	FRANKLIN	1:15.665	1:16.226	0.561
32	4	FRANKLIN	42.014	166	LEWIS	34.436	32	166	LEWIS	1:15.728	1:15.728	0.000
33	74	LANE	42.036	26	CHAMPION	34.626	33	74	LANE	1:17.190	1:17.303	0.113
34	102	WRIGHT	42.753	74	LANE	35.154	34	102	WRIGHT	1:18.331	1:18.496	0.165
35	38	PETTET	44.505	102	WRIGHT	35.578	35	26	CHAMPION	1:20.464	1:20.480	0.016
36	26	CHAMPION	45.838	38	PETTET	36.725	36	38	PETTET	1:21.230	1:21.262	0.032

BMCRC - MRO Championships 2024 - Rnd 2 @ Pembrey

ACU Team Green Junior Cup & Senior Ninja & BMZRC 250 MZ

RACE 3 - STATISTICS

Competitors Started	36
Planned Start	2024-04-14 @ 10:10:00.000
Actual Start	2024-04-14 @ 09:59:20.541
Finish Time	2024-04-14 @ 10:13:03.121
Track Length	1.4560mi.
Total Laps	407
Total Distance Covered	592.5920mi.

Session Fastest Lap History

NO	CL	NAME	LAP TIME	TIME OF DAY	LAP	VEHICLE
76	J	Luca WILKINSON	1:08.340	10:01:41.817	2	Kawasaki NINJA400
81	J	Ollie SIMS	1:08.082	10:01:42.136	2	Kawasaki NINJA 400
27	S	Ben BROWN	1:07.853	10:05:07.069	5	Kawasaki NINJA 400
45	J	Marley MACKENZIE	1:07.785	10:07:23.177	7	Kawasaki NINJA
76	J	Luca WILKINSON	1:07.539	10:07:23.597	7	Kawasaki NINJA400
76	J	Luca WILKINSON	1:07.504	10:09:38.791	9	Kawasaki NINJA400
27	S	Ben BROWN	1:07.428	10:09:39.658	9	Kawasaki NINJA 400
45	J	Marley MACKENZIE	1:07.278	10:11:54.637	11	Kawasaki NINJA

Session Leader History

NO	CL	NAME	FROM LAP	LAPS LED	DISTANCE	VEHICLE
76	J	Luca WILKINSON	1	3	4.36 miles	Kawasaki NINJA400
45	J	Marley MACKENZIE	4	1	1.45 miles	Kawasaki NINJA
27	S	Ben BROWN	5	1	1.45 miles	Kawasaki NINJA 400
45	J	Marley MACKENZIE	6	3	4.36 miles	Kawasaki NINJA
76	J	Luca WILKINSON	9	4	5.82 miles	Kawasaki NINJA400

Flag History

TYPE	TIME OF DAY
GREEN	09:59:20.541
FINISH	10:13:03.121

Flag Statistics

TYPE	COUNT	TOTAL LAPS	TOTAL TIME
Green	1	12	15:19.432
Red	0	0	0.000
Safety Car	0	0	0.000
FCY	0	0	0.000

BMCRC - MRO Championships 2024 - Rnd 2 @ Pembrey

ACU Team Green Junior Cup & Senior Ninja & BMZRC 250 MZ

RACE 3 - STATISTICS

CLASS : J

12 Starters

Fastest Lap History

NO	NAME	LAP TIME	TIME OF DAY	LAP	VEHICLE
76	Luca WILKINSON	1:08.340	10:01:41.817	2	Kawasaki NINJA400
81	Ollie SIMS	1:08.082	10:01:42.136	2	Kawasaki NINJA 400
45	Marley MACKENZIE	1:08.075	10:06:15.391	6	Kawasaki NINJA
45	Marley MACKENZIE	1:07.785	10:07:23.177	7	Kawasaki NINJA
76	Luca WILKINSON	1:07.539	10:07:23.597	7	Kawasaki NINJA400
76	Luca WILKINSON	1:07.504	10:09:38.791	9	Kawasaki NINJA400
81	Ollie SIMS	1:07.443	10:11:54.430	11	Kawasaki NINJA 400
45	Marley MACKENZIE	1:07.278	10:11:54.637	11	Kawasaki NINJA

Leader History

NO	NAME	FROM LAP	LAPS LED	DISTANCE	VEHICLE
76	Luca WILKINSON	1	3	4.36 miles	Kawasaki NINJA400
45	Marley MACKENZIE	4	1	1.45 miles	Kawasaki NINJA
81	Ollie SIMS	5	1	1.45 miles	Kawasaki NINJA 400
45	Marley MACKENZIE	6	3	4.36 miles	Kawasaki NINJA
76	Luca WILKINSON	9	4	5.82 miles	Kawasaki NINJA400

BMCRC - MRO Championships 2024 - Rnd 2 @ Pembrey

ACU Team Green Junior Cup & Senior Ninja & BMZRC 250 MZ

RACE 3 - STATISTICS

CLASS : S

7 Starters

Fastest Lap History

NO	NAME	LAP TIME	TIME OF DAY	LAP	VEHICLE
27	Ben BROWN	1:08.355	10:01:42.529	2	Kawasaki NINJA 400
27	Ben BROWN	1:08.082	10:02:50.612	3	Kawasaki NINJA 400
27	Ben BROWN	1:07.853	10:05:07.069	5	Kawasaki NINJA 400
27	Ben BROWN	1:07.676	10:08:32.268	8	Kawasaki NINJA 400
27	Ben BROWN	1:07.428	10:09:39.658	9	Kawasaki NINJA 400

Leader History

NO	NAME	FROM LAP	LAPS LED	DISTANCE	VEHICLE
27	Ben BROWN	1	12	17.47 miles	Kawasaki NINJA 400

BMCRC - MRO Championships 2024 - Rnd 2 @ Pembrey

ACU Team Green Junior Cup & Senior Ninja & BMZRC 250 MZ

RACE 3 - STATISTICS

CLASS : MZ

12 Starters

Fastest Lap History

NO	NAME	LAP TIME	TIME OF DAY	LAP	VEHICLE
1	Alexander MANN	1:11.031	10:02:12.329	2	MZ TS 250
95	Christopher ROGERS	1:10.872	10:04:34.638	4	Mz ETZ 250
95	Christopher ROGERS	1:10.452	10:06:57.043	6	Mz ETZ 250
85	Andrew WALES	1:10.389	10:06:57.180	6	MZ ETZ 250
1	Alexander MANN	1:10.012	10:06:57.720	6	MZ TS 250
1	Alexander MANN	1:09.905	10:08:07.624	7	MZ TS 250
95	Christopher ROGERS	1:09.833	10:10:27.956	9	Mz ETZ 250
85	Andrew WALES	1:09.600	10:13:58.024	12	MZ ETZ 250
95	Christopher ROGERS	1:09.581	10:13:58.318	12	Mz ETZ 250

Leader History

NO	NAME	FROM LAP	LAPS LED	DISTANCE	VEHICLE
1	Alexander MANN	1	2	2.91 miles	MZ TS 250
95	Christopher ROGERS	3	4	5.82 miles	Mz ETZ 250
85	Andrew WALES	7	2	2.91 miles	MZ ETZ 250
95	Christopher ROGERS	9	2	2.91 miles	Mz ETZ 250
85	Andrew WALES	11	2	2.91 miles	MZ ETZ 250

BMCRC - MRO Championships 2024 - Rnd 2 @ Pembrey

ACU Team Green Junior Cup & Senior Ninja & BMZRC 250 MZ

RACE 3 - STATISTICS

CLASS : MZ_R

5 Starters

Fastest Lap History

NO	NAME	LAP TIME	TIME OF DAY	LAP	VEHICLE
37	Harry LAMACRAFT	1:11.423	10:02:15.439	2	MZ ETZ 250
37	Harry LAMACRAFT	1:11.115	10:07:06.235	6	MZ ETZ 250

Leader History

NO	NAME	FROM LAP	LAPS LED	DISTANCE	VEHICLE
37	Harry LAMACRAFT	1	10	14.56 miles	MZ ETZ 250
11	Carl CRIPPS	11	1	1.45 miles	MZ ETZ250



BMCRC - MRO Championships 2024 - Rnd 2 @ Pembrey

ACU Team Green Junior Cup & Senior Ninja & BMZRC 250 MZ

RACE 13 - GRID (12 Laps)

ROW 14	42		1:21.262	41	38 Chris PETTET	40	1:18.496	102 Caleb WRIGHT		
ROW 13		39	1:17.303	74 Kevin LANE	38	1:15.728	166 Graeme LEWIS	37	1:15.073	5 Garry SAMETT
ROW 12	36	1:14.867	94 Declan Kai RYAN	35	1:14.625	9 Gary HOWLETT	34	1:13.937	56 Russell TURNER	
ROW 11		33	1:13.936	32 John ASHMEAD	32	1:13.279	11 Carl CRIPPS	31	1:11.930	13 Gordon RYAN
ROW 10	30	1:11.332	96 Chris KENT	29	1:11.115	37 Harry LAMACRAFT	28	1:10.919	565 Louis KERSHAW	
ROW 9		27	1:09.905	1 Alexander MANN	26	1:09.600	85 Andrew WALES	25	1:09.581	95 Christopher ROGERS
ROW 8	24			23			22			
ROW 7		21			20		19	1:20.480	26 Brooke CHAMPION	
ROW 6	18	1:16.226	4 Nigel FRANKLIN	17	1:15.043	33 Patrick KLINGE	16	1:14.618	66 Mark SMITH	
ROW 5		15	1:12.022	44 Joshua CORREIA	14	1:10.897	134 Toby SKAYMAN	13	1:10.422	43 Mark SWARBRICK
ROW 4	12	1:10.242	6 Kian BUSA	11	1:09.319	0 Max HALL	10	1:09.169	7 Travis ROOKER	
ROW 3		9	1:09.111	17 Daryn BUSA	8	1:09.110	16 Aleisha LAYTON	7	1:08.641	75 Mason GREASLEY
ROW 2	6	1:08.563	12 Kees RAMSEY	5	1:08.350	2 Kade WATT	4	1:07.504	76 Luca WILKINSON	
ROW 1		3	1:07.443	81 Ollie SIMS	2	1:07.428	27 Ben BROWN	1	1:07.278	45 Marley MACKENZIE

Pole



These results are provisional until the conclusion of any judicial and technical matters.

Pembrey National: 1.4560 miles

Clerk Of Course:	Stewards:	Timekeeper:	<i>Craig Smith</i>	
------------------	-----------	-------------	--------------------	--

Results can be found at www.tsl-timing.com

Printed - 10:22 Sunday, 14 April 2024





BMCRC - MRO Championships 2024 - Rnd 2 @ Pembrey

ACU Team Green Junior Cup & Senior Ninja & BMZRC 250 MZ

RACE 13 - CLASSIFICATION

Race Distance: 5 Laps / 7.28 miles

POS	NO	CL	PIC	NAME	ENTRY	LAPS	TIME	GAP	DIFF	MPH	BEST	ON	GRD	↑↓
1	76	J	1	Luca WILKINSON	Kawasaki NINJA400 - RD RACING	5	5:44.843			75.99	1:06.989	5	4	3
2	45	J	2	Marley MACKENZIE	Kawasaki NINJA - Kirkcaldy Kawasaki, ELPM	5	5:45.564	0.721	0.721	75.84	1:07.953	2	1	-1
3	81	J	3	Ollie SIMS	Kawasaki NINJA 400 - Motorbodies Weston ltd	5	5:45.730	0.887	0.166	75.80	1:07.792	4	3	0
4	2	J	4	Kade WATT	Kawasaki NINJA 400 - 3D Racing	5	5:46.006	1.163	0.276	75.74	1:07.625	4	5	1
5	16	J	5	Aleisha LAYTON	Kawasaki NINJA 400 -	5	5:46.308	1.465	0.302	75.67	1:07.413	5	8	3
6	134	J	6	Toby SKAYMAN	Kawasaki EX300 - D & A Home Solutions	5	5:47.673	2.830	1.365	75.38	1:07.813	3	14	8
7	7	J	7	Travis ROOKER	Kawasaki NINJA 400 - Swedish car connection	5	5:47.713	2.870	0.040	75.37	1:07.389	5	10	3
8	12	J	8	Kees RAMSEY	Kawasaki NINJA 400CC -	5	5:53.683	8.840	5.970	74.10	1:09.086	3	6	-2
9	0	S	1	Max HALL	Kawasaki NINJA 400 - Max Hall Racing	5	5:54.015	9.172	0.332	74.03	1:08.802	4	11	2
10	17	S	2	Daryn BUSA	Kawasaki NINJA 400 -	5	5:55.563	10.720	1.548	73.70	1:09.392	3	9	-1
11	43	S	3	Mark SWARBRICK	Kawasaki NINJA 400 -	5	5:57.876	13.033	2.313	73.23	1:09.946	3	13	2
12	85	MZ	1	Andrew WALES	MZ ETZ 250 - Show Control International	5	6:22.637	37.794	24.761	68.49	1:11.431	2	21	9
13	1	MZ	2	Alexander MANN	MZ TS 250 - HS Racing	5	6:23.292	38.449	0.655	68.37	1:10.980	2	22	9
14	565	MZ	3	Louis KERSHAW	MZ 250 - Team Lucky Streetsy/Walkers Campers	5	6:23.800	38.957	0.508	68.28	1:11.256	2	23	9
15	96	MZ	4	Chris KENT	MZ TS 250 -	5	6:24.094	39.251	0.294	68.23	1:10.942	2	25	10
16	66	S	4	Mark SMITH	Kawasaki EX300 - IMP RACING	5	6:25.187	40.344	1.093	68.03	1:15.308	4	16	0
17	13	MZ	5	Gordon RYAN	MZ 250 - Prism Work Psychology	5	6:29.870	45.027	4.683	67.22	1:12.122	2	26	9
18	33	J	9	Patrick KLINGE	Kawasaki NINJA 400 - Klingklong Racing	5	6:32.728	47.885	2.858	66.73	1:16.299	2	17	-1
19	11	MZ_R	1	Carl CRIPPS	MZ ETZ250 - MIS UK LTD	5	6:37.314	52.471	4.586	65.96	1:14.305	5	27	8
20	4	S	5	Nigel FRANKLIN	Kawasaki NINJA - Nigel Franklin	5	6:38.145	53.302	0.831	65.82	1:17.629	5	18	-2
21	32	MZ	6	John ASHMEAD	MZ 250 -	5	6:38.439	53.596	0.294	65.77	1:14.436	2	28	7
22	9	MZ	7	Gary HOWLETT	MZ TS250 - HS Racing	5	6:38.716	53.873	0.277	65.73	1:13.802	2	30	8
23	56	MZ	8	Russell TURNER	MZ 250 - TT Racing	5	6:39.336	54.493	0.620	65.62	1:14.140	4	29	6
24	5	MZ	9	Garry SAMETT	MZ TS 250 - smallmouise	5	6:51.232	1:06.389	11.896	63.73	1:17.046	2	32	8
25	102	MZ_R	2	Caleb WRIGHT	MZ 250 ETZ - Clover Investments	5	6:58.168	1:13.325	6.936	62.67	1:18.066	2	35	10
26	74	MZ_R	3	Kevin LANE	MZ ETZ - Racing Lane	5	7:00.383	1:15.540	2.215	62.34	1:18.816	4	34	8

NOT CLASSIFIED

DNF	27	S		Ben BROWN	Kawasaki NINJA 400 - Hunts Motorcycles	4	4:39.322	1 Lap	1 Lap	75.06	1:08.108	3	2	
DNF	26	J		Brooke CHAMPION	Kawasaki 300 NINJA -	3	4:36.563	2 Laps	1 Lap	56.85	1:29.110	3	19	
DNF	44	S		Joshua CORREIA	Kawasaki NINJA 300 - Alpha Racing	2	2:32.445	3 Laps	1 Lap	68.76	1:12.761	2	15	
DNF	75	J		Mason GREASLEY	Kawasaki NINJA 300 - Frame fast	2	5:53.864	3 Laps	3:21.419	29.62			7	
DNF	6	J		Kian BUSA	Kawasaki 400 NINJA - iActiveRC	0							12	
DNF	95	MZ		Christopher ROGERS	Mz ETZ 250 - CB Racing	0							20	

FASTEST LAP

76	J			Luca WILKINSON	Kawasaki NINJA400 - RD RACING	5	1:06.989			78.24 mph			125.92 kph	
27	S			Ben BROWN	Kawasaki NINJA 400 - Hunts Motorcycles	3	1:08.108			76.96 mph			123.85 kph	
96	MZ			Chris KENT	MZ TS 250 -	2	1:10.942			73.88 mph			118.90 kph	
11	MZ_R			Carl CRIPPS	MZ ETZ250 - MIS UK LTD	5	1:14.305			70.54 mph			113.52 kph	

Comments:

Class J - 92.5% of Race Speed = 70.29 mph
 Class S - 92.5% of Race Speed = 68.47 mph
 Class MZ - 92.5% of Race Speed = 63.35 mph
 Class MZ_R - 92.5% of Race Speed = 61.01 mph

Weather / Track : Cloudy / Dry

Date: 14/04/2024 Start: 14:32 Finish: 14:37

These results are provisional until the conclusion of any judicial and technical matters.

Pembrey National: 1.4560 miles

Clerk Of Course:

Stewards:

Timekeeper:

Craig Smith



Results can be found at www.tsl-timing.com

Printed - 14:40 Sunday, 14 April 2024



BMCRC - MRO Championships 2024 - Rnd 2 @ Pembrey

ACU Team Green Junior Cup & Senior Ninja & BMZRC 250 MZ

RACE 13 - LAP CHART

LAP 1 @ 14:33:15.342		
NO	BEHIND	LAP TIME

76		1:13.510
45	0.193	1:13.703
27	0.461	1:13.971
81	0.543	1:14.053
2	0.846	1:14.356
134	1.284	1:14.794
16	1.568	1:15.078
75	1.721	1:15.231
12	2.027	1:15.537
7	2.064	1:15.574
17	2.790	1:16.300
43	3.027	1:16.537
0	3.354	1:16.864
44	6.174	1:19.684
66	9.673	1:23.183
33	11.562	1:25.072
4	12.694	1:26.204
85	20.299	1:33.809
565	20.546	1:34.056
96	22.381	1:35.891
1	22.628	1:36.138
13	22.920	1:36.430
26	23.072	1:36.582
11	25.066	1:38.576
32	25.923	1:39.433
56	26.732	1:40.242
9	26.824	1:40.334
5	27.404	1:40.914
74	29.960	1:43.470
102	30.204	1:43.714

LAP 3 @ 14:35:31.222		
NO	BEHIND	LAP TIME

76		1:07.827
45	0.237	1:07.971
81	0.489	1:07.990
2	1.037	1:07.944
27	1.269	1:08.108
16	1.458	1:07.794
134	1.561	1:07.813
7	3.519	1:07.544
12	5.405	1:09.086
0	6.211	1:08.869
17	6.477	1:09.392
43	7.941	1:09.946
66	24.955	1:15.851
85	28.545	1:12.695
565	28.598	1:12.676
96	28.868	1:11.425
33	29.448	1:17.467
1	29.716	1:11.988
13	31.995	1:12.833
4	33.054	1:18.148
11	38.841	1:14.738
9	39.475	1:14.729
32	39.563	1:15.084
56	40.578	1:14.162
5	45.836	1:17.266
102	50.956	1:18.566
74	52.503	1:18.968
26	1:07.173	1:29.110

45	0.721	1:07.980
81	0.887	1:08.059
2	1.163	1:07.954
16	1.465	1:07.413
134	2.830	1:08.694
7	2.870	1:07.389
12	8.840	1:09.505
75	3 Laps	4:38.633 P
0	9.172	1:09.612
17	10.720	1:10.162
43	13.033	1:10.565
85	37.794	1:12.673
1	38.449	1:12.986
565	38.957	1:13.581
96	39.251	1:14.285
66	40.344	1:15.534
13	45.027	1:15.022
33	47.885	1:16.632
11	52.471	1:14.305
4	53.302	1:17.629
32	53.596	1:14.880
9	53.873	1:15.003
56	54.493	1:15.228
5	1:06.389	1:18.087
102	1:13.325	1:19.487
74	1:15.540	1:19.674

LAP 4 @ 14:36:39.416		
NO	BEHIND	LAP TIME

45		1:07.957
81	0.087	1:07.792
76	0.270	1:08.464
2	0.468	1:07.625
16	1.311	1:08.047
134	1.395	1:08.028
27	1.738	1:08.663
7	2.740	1:07.415
12	6.594	1:09.383
0	6.819	1:08.802
17	7.817	1:09.534
43	9.727	1:09.980
66	32.069	1:15.308
96	32.225	1:11.551
85	32.380	1:12.029
565	32.635	1:12.231
1	32.722	1:11.200
13	37.264	1:13.463
33	38.512	1:17.258
4	42.932	1:18.072
11	45.425	1:14.778
32	45.975	1:14.606
9	46.129	1:14.848
56	46.524	1:14.140
5	55.561	1:17.919
102	1:01.097	1:18.335
74	1:03.125	1:18.816

LAP 5 @ 14:37:46.675		
NO	BEHIND	LAP TIME

76		1:06.989
----	--	----------

LAP 2 @ 14:34:23.395		
NO	BEHIND	LAP TIME

76		1:08.053
45	0.093	1:07.953
81	0.326	1:07.836
2	0.920	1:08.127
27	0.988	1:08.580
16	1.491	1:07.976
134	1.575	1:08.344
7	3.802	1:09.791
12	4.146	1:10.172
17	4.912	1:10.175
0	5.169	1:09.868
43	5.822	1:10.848
44	10.882	1:12.761
66	16.931	1:15.311
33	19.808	1:16.299
4	22.733	1:18.092
85	23.677	1:11.431
565	23.749	1:11.256
96	25.270	1:10.942
1	25.555	1:10.980
13	26.989	1:12.122
11	31.930	1:14.917
32	32.306	1:14.436
9	32.573	1:13.802
56	34.243	1:15.564
5	36.397	1:17.046
102	40.217	1:18.066
74	41.362	1:19.455
26	45.890	1:30.871

Weather / Track : Cloudy / Dry

Results can be found at www.tsl-timing.com

Pembrey National: 1.4560 miles
Date: 14/04/2024 Start: 14:32 Finish: 14:37

Printed - 14:39 Sunday, 14 April 2024

BMCRC - MRO Championships 2024 - Rnd 2 @ Pembrey

ACU Team Green Junior Cup & Senior Ninja & BMZRC 250 MZ

RACE 13 - POSITION CHART

No	Name	Lap Pos	Lap				
			1	2	3	4	5
45	MACKENZIE	1	76	76	76	45	76
27	BROWN	2	45	45	45	81	45
81	SIMS	3	27	81	81	76	81
76	WILKINSON	4	81	2	2	2	2
2	WATT	5	2	27	27	16	16
12	RAMSEY	6	134	16	16	134	134
75	GREASLEY	7	16	134	134	27	7
16	LAYTON	8	75	7	7	7	12
17	BUSA	9	12	12	12	12	0
7	ROOKER	10	7	17	0	0	17
0	HALL	11	17	0	17	17	43
6	BUSA	12	43	43	43	43	85
43	SWARBRICK	13	0	44	66	66	1
134	SKAYMAN	14	44	66	85	96	565
44	CORREIA	15	66	33	565	85	96
66	SMITH	16	33	4	96	565	66
33	KLINGE	17	4	85	33	1	13
4	FRANKLIN	18	85	565	1	13	33
26	CHAMPION	19	565	96	13	33	11
95	ROGERS	20	96	1	4	4	4
85	WALES	21	1	13	11	11	32
1	MANN	22	13	11	9	32	9
565	KERSHAW	23	26	32	32	9	56
96	KENT	24	11	9	56	56	5
13	RYAN	25	32	56	5	5	102
11	CRIPPS	26	56	5	102	102	74
32	ASHMEAD	27	9	102	74	74	
56	TURNER	28	5	74	26		
9	HOWLETT	29	74	26			
5	SAMETT	30	102	75			
74	LANE	31					
102	WRIGHT	32					

BMCRC - MRO Championships 2024 - Rnd 2 @ Pembrey

ACU Team Green Junior Cup & Senior Ninja & BMZRC 250 MZ

RACE 13 - SECTOR ANALYSIS



SECTOR 1 = FL to I1, SECTOR 2 = I1 to FL, DIFF = Difference To Personal Best Lap, P = Crossed Finish Line in Pit Lane, D = Time Disallowed

P1		76 J		Luca WILKINSON		Kawasaki NINJA400 - RD RACING	
IDEAL LAP TIME : 1:06.989		BEST LAP TIME : 1:06.989		DIFFERENCE : 0.000			
LAP	SECTOR 1	SECTOR 2	LAP TIME	MPH	DIFF	TIME OF DAY	
1 -		31.503	1:13.510	71.30	6.521	14:33:15.342	
2 -	37.077	30.976	1:08.053 (3)	77.02	1.064	14:34:23.395	
3 -	37.168	30.659	1:07.827 (2)	77.27	0.838	14:35:31.222	
4 -	38.046	30.418	1:08.464	76.55	1.475	14:36:39.686	
5 -	36.624	30.365	1:06.989 (1)	78.24		14:37:46.675	

P2		45 J		Marley MACKENZIE		Kawasaki NINJA - Kirkcaldy Kawasaki, ELPM	
IDEAL LAP TIME : 1:07.612		BEST LAP TIME : 1:07.953		DIFFERENCE : 0.341			
LAP	SECTOR 1	SECTOR 2	LAP TIME	MPH	DIFF	TIME OF DAY	
1 -		31.621	1:13.703	71.11	5.750	14:33:15.535	
2 -	36.973	30.980	1:07.953 (1)	77.13		14:34:23.488	
3 -	37.167	30.804	1:07.971 (3)	77.11	0.018	14:35:31.459	
4 -	36.855	31.102	1:07.957 (2)	77.13	0.004	14:36:39.416	
5 -	37.223	30.757	1:07.980	77.10	0.027	14:37:47.396	

P3		81 J		Ollie SIMS		Kawasaki NINJA 400 - Motorbodies Weston Ltd	
IDEAL LAP TIME : 1:07.480		BEST LAP TIME : 1:07.792		DIFFERENCE : 0.312			
LAP	SECTOR 1	SECTOR 2	LAP TIME	MPH	DIFF	TIME OF DAY	
1 -		31.521	1:14.053	70.78	6.261	14:33:15.885	
2 -	36.814	31.022	1:07.836 (2)	77.26	0.044	14:34:23.721	
3 -	37.071	30.919	1:07.990 (3)	77.09	0.198	14:35:31.711	
4 -	36.958	30.834	1:07.792 (1)	77.31		14:36:39.503	
5 -	37.393	30.666	1:08.059	77.01	0.267	14:37:47.562	

P4		2 J		Kade WATT		Kawasaki NINJA 400 - 3D Racing	
IDEAL LAP TIME : 1:07.625		BEST LAP TIME : 1:07.625		DIFFERENCE : 0.000			
LAP	SECTOR 1	SECTOR 2	LAP TIME	MPH	DIFF	TIME OF DAY	
1 -		31.182	1:14.356	70.49	6.731	14:33:16.188	
2 -	37.202	30.925	1:08.127	76.93	0.502	14:34:24.315	
3 -	37.126	30.818	1:07.944 (2)	77.14	0.319	14:35:32.259	
4 -	37.122	30.503	1:07.625 (1)	77.50		14:36:39.884	
5 -	37.356	30.598	1:07.954 (3)	77.13	0.329	14:37:47.838	

P5		16 J		Aleisha LAYTON		Kawasaki NINJA 400 -	
IDEAL LAP TIME : 1:07.413		BEST LAP TIME : 1:07.413		DIFFERENCE : 0.000			
LAP	SECTOR 1	SECTOR 2	LAP TIME	MPH	DIFF	TIME OF DAY	
1 -		31.186	1:15.078	69.81	7.665	14:33:16.910	
2 -	36.936	31.040	1:07.976 (3)	77.10	0.563	14:34:24.886	
3 -	36.958	30.836	1:07.794 (2)	77.31	0.381	14:35:32.680	
4 -	37.022	31.025	1:08.047	77.02	0.634	14:36:40.727	
5 -	36.857	30.556	1:07.413 (1)	77.75		14:37:48.140	

P6		134 J		Toby SKAYMAN		Kawasaki EX300 - D & A Home Solutions	
IDEAL LAP TIME : 1:07.813		BEST LAP TIME : 1:07.813		DIFFERENCE : 0.000			
LAP	SECTOR 1	SECTOR 2	LAP TIME	MPH	DIFF	TIME OF DAY	
1 -		31.308	1:14.794	70.08	6.981	14:33:16.626	
2 -	37.292	31.052	1:08.344 (3)	76.69	0.531	14:34:24.970	
3 -	37.075	30.738	1:07.813 (1)	77.29		14:35:32.783	
4 -	37.116	30.912	1:08.028 (2)	77.05	0.215	14:36:40.811	
5 -	37.497	31.197	1:08.694	76.30	0.881	14:37:49.505	

BMCRC - MRO Championships 2024 - Rnd 2 @ Pembrey

ACU Team Green Junior Cup & Senior Ninja & BMZRC 250 MZ

RACE 13 - SECTOR ANALYSIS



SECTOR 1 = FL to I1, SECTOR 2 = I1 to FL, DIFF = Difference To Personal Best Lap, P = Crossed Finish Line in Pit Lane, D = Time Disallowed

P7		7 J		Travis ROOKER		Kawasaki NINJA 400 - Swedish car connection	
IDEAL LAP TIME : 1:07.298		BEST LAP TIME : 1:07.389		DIFFERENCE : 0.091			
LAP	SECTOR 1	SECTOR 2	LAP TIME	MPH	DIFF	TIME OF DAY	
1 -		30.957	1:15.574	69.35	8.185	14:33:17.406	
2 -	37.420	32.371	1:09.791	75.10	2.402	14:34:27.197	
3 -	36.815	30.729	1:07.544 (3)	77.60	0.155	14:35:34.741	
4 -	36.728	30.687	1:07.415 (2)	77.75	0.026	14:36:42.156	
5 -	36.611	30.778	1:07.389 (1)	77.78		14:37:49.545	

P8		12 J		Kees RAMSEY		Kawasaki NINJA 400CC -	
IDEAL LAP TIME : 1:08.903		BEST LAP TIME : 1:09.086		DIFFERENCE : 0.183			
LAP	SECTOR 1	SECTOR 2	LAP TIME	MPH	DIFF	TIME OF DAY	
1 -		31.307	1:15.537	69.39	6.451	14:33:17.369	
2 -	37.766	32.406	1:10.172	74.69	1.086	14:34:27.541	
3 -	37.785	31.301	1:09.086 (1)	75.87		14:35:36.627	
4 -	37.602	31.781	1:09.383 (2)	75.54	0.297	14:36:46.010	
5 -	37.990	31.515	1:09.505 (3)	75.41	0.419	14:37:55.515	

P9		0 S		Max HALL		Kawasaki NINJA 400 - Max Hall Racing	
IDEAL LAP TIME : 1:08.688		BEST LAP TIME : 1:08.802		DIFFERENCE : 0.114			
LAP	SECTOR 1	SECTOR 2	LAP TIME	MPH	DIFF	TIME OF DAY	
1 -		31.696	1:16.864	68.19	8.062	14:33:18.696	
2 -	37.668	32.200	1:09.868	75.02	1.066	14:34:28.564	
3 -	37.422	31.447	1:08.869 (2)	76.10	0.067	14:35:37.433	
4 -	37.536	31.266	1:08.802 (1)	76.18		14:36:46.235	
5 -	37.910	31.702	1:09.612 (3)	75.29	0.810	14:37:55.847	

P10		17 S		Daryn BUSA		Kawasaki NINJA 400 -	
IDEAL LAP TIME : 1:09.223		BEST LAP TIME : 1:09.392		DIFFERENCE : 0.169			
LAP	SECTOR 1	SECTOR 2	LAP TIME	MPH	DIFF	TIME OF DAY	
1 -		31.862	1:16.300	68.69	6.908	14:33:18.132	
2 -	37.878	32.297	1:10.175	74.69	0.783	14:34:28.307	
3 -	37.515	31.877	1:09.392 (1)	75.53		14:35:37.699	
4 -	37.826	31.708	1:09.534 (2)	75.38	0.142	14:36:47.233	
5 -	38.159	32.003	1:10.162 (3)	74.70	0.770	14:37:57.395	

P11		43 S		Mark SWARBRICK		Kawasaki NINJA 400 -	
IDEAL LAP TIME : 1:09.638		BEST LAP TIME : 1:09.946		DIFFERENCE : 0.308			
LAP	SECTOR 1	SECTOR 2	LAP TIME	MPH	DIFF	TIME OF DAY	
1 -		31.613	1:16.537	68.48	6.591	14:33:18.369	
2 -	38.320	32.528	1:10.848	73.98	0.902	14:34:29.217	
3 -	38.088	31.858	1:09.946 (1)	74.93		14:35:39.163	
4 -	38.025	31.955	1:09.980 (2)	74.90	0.034	14:36:49.143	
5 -	38.447	32.118	1:10.565 (3)	74.28	0.619	14:37:59.708	

P12		85 MZ		Andrew WALES		MZ ETZ 250 - Show Control International	
IDEAL LAP TIME : 1:11.064		BEST LAP TIME : 1:11.431		DIFFERENCE : 0.367			
LAP	SECTOR 1	SECTOR 2	LAP TIME	MPH	DIFF	TIME OF DAY	
1 -		32.538	1:33.809	55.87	22.378	14:33:35.641	
2 -	38.666	32.765	1:11.431 (1)	73.37		14:34:47.072	
3 -	40.058	32.637	1:12.695	72.10	1.264	14:35:59.767	
4 -	39.493	32.536	1:12.029 (2)	72.77	0.598	14:37:11.796	
5 -	40.275	32.398	1:12.673 (3)	72.12	1.242	14:38:24.469	

BMCRC - MRO Championships 2024 - Rnd 2 @ Pembrey

ACU Team Green Junior Cup & Senior Ninja & BMZRC 250 MZ

RACE 13 - SECTOR ANALYSIS



SECTOR 1 = FL to I1, SECTOR 2 = I1 to FL, DIFF = Difference To Personal Best Lap, P = Crossed Finish Line in Pit Lane, D = Time Disallowed

P13		1 MZ	Alexander MANN	MZ TS 250 - HS Racing		
IDEAL LAP TIME : 1:10.815		BEST LAP TIME : 1:10.980		DIFFERENCE : 0.165		
LAP	SECTOR 1	SECTOR 2	LAP TIME	MPH	DIFF	TIME OF DAY
1 -		33.655	1:36.138	54.52	25.158	14:33:37.970
2 -	38.630	32.350	1:10.980 (1)	73.84		14:34:48.950
3 -	38.770	33.218	1:11.988 (3)	72.81	1.008	14:36:00.938
4 -	38.975	32.225	1:11.200 (2)	73.61	0.220	14:37:12.138
5 -	40.801	32.185	1:12.986	71.81	2.006	14:38:25.124

P14		565 MZ	Louis KERSHAW	MZ 250 - Team Lucky Streetsy/Walkers Campers		
IDEAL LAP TIME : 1:10.919		BEST LAP TIME : 1:11.256		DIFFERENCE : 0.337		
LAP	SECTOR 1	SECTOR 2	LAP TIME	MPH	DIFF	TIME OF DAY
1 -		32.258	1:34.056	55.72	22.800	14:33:35.888
2 -	38.661	32.595	1:11.256 (1)	73.56		14:34:47.144
3 -	39.483	33.193	1:12.676 (3)	72.12	1.420	14:35:59.820
4 -	39.926	32.305	1:12.231 (2)	72.56	0.975	14:37:12.051
5 -	40.655	32.926	1:13.581	71.23	2.325	14:38:25.632

P15		96 MZ	Chris KENT	MZ TS 250 -		
IDEAL LAP TIME : 1:10.902		BEST LAP TIME : 1:10.942		DIFFERENCE : 0.040		
LAP	SECTOR 1	SECTOR 2	LAP TIME	MPH	DIFF	TIME OF DAY
1 -		33.229	1:35.891	54.66	24.949	14:33:37.723
2 -	38.355	32.587	1:10.942 (1)	73.88		14:34:48.665
3 -	38.735	32.690	1:11.425 (2)	73.38	0.483	14:36:00.090
4 -	39.004	32.547	1:11.551 (3)	73.25	0.609	14:37:11.641
5 -	41.635	32.650	1:14.285	70.56	3.343	14:38:25.926

P16		66 S	Mark SMITH	Kawasaki EX300 - IMP RACING		
IDEAL LAP TIME : 1:13.863		BEST LAP TIME : 1:15.308		DIFFERENCE : 1.445		
LAP	SECTOR 1	SECTOR 2	LAP TIME	MPH	DIFF	TIME OF DAY
1 -		34.508	1:23.183	63.01	7.875	14:33:25.015
2 -	40.738	34.573	1:15.311 (2)	69.59	0.003	14:34:40.326
3 -	41.847	34.004	1:15.851	69.10	0.543	14:35:56.177
4 -	41.348	33.960	1:15.308 (1)	69.60		14:37:11.485
5 -	42.409	33.125	1:15.534 (3)	69.39	0.226	14:38:27.019

P17		13 MZ	Gordon RYAN	MZ 250 - Prism Work Psychology		
IDEAL LAP TIME : 1:12.122		BEST LAP TIME : 1:12.122		DIFFERENCE : 0.000		
LAP	SECTOR 1	SECTOR 2	LAP TIME	MPH	DIFF	TIME OF DAY
1 -		33.545	1:36.430	54.35	24.308	14:33:38.262
2 -	39.076	33.046	1:12.122 (1)	72.67		14:34:50.384
3 -	39.420	33.413	1:12.833 (2)	71.96	0.711	14:36:03.217
4 -	39.769	33.694	1:13.463 (3)	71.35	1.341	14:37:16.680
5 -	39.571	35.451	1:15.022	69.86	2.900	14:38:31.702

P18		33 J	Patrick KLINGE	Kawasaki NINJA 400 - Klingklong Racing		
IDEAL LAP TIME : 1:16.299		BEST LAP TIME : 1:16.299		DIFFERENCE : 0.000		
LAP	SECTOR 1	SECTOR 2	LAP TIME	MPH	DIFF	TIME OF DAY
1 -		35.076	1:25.072	61.61	8.773	14:33:26.904
2 -	42.005	34.294	1:16.299 (1)	68.69		14:34:43.203
3 -	42.909	34.558	1:17.467	67.66	1.168	14:36:00.670
4 -	42.257	35.001	1:17.258 (3)	67.84	0.959	14:37:17.928
5 -	42.060	34.572	1:16.632 (2)	68.39	0.333	14:38:34.560

BMCRC - MRO Championships 2024 - Rnd 2 @ Pembrey

ACU Team Green Junior Cup & Senior Ninja & BMZRC 250 MZ

RACE 13 - SECTOR ANALYSIS



SECTOR 1 = FL to I1, SECTOR 2 = I1 to FL, DIFF = Difference To Personal Best Lap, P = Crossed Finish Line in Pit Lane, D = Time Disallowed

P19		11 MZ_R		Carl CRIPPS		MZ ETZ250 - MIS UK LTD	
IDEAL LAP TIME : 1:14.305		BEST LAP TIME : 1:14.305		DIFFERENCE : 0.000			
LAP	SECTOR 1	SECTOR 2	LAP TIME	MPH	DIFF	TIME OF DAY	
1 -		35.100	1:38.576	53.17	24.271	14:33:40.408	
2 -	40.780	34.137	1:14.917	69.96	0.612	14:34:55.325	
3 -	40.574	34.164	1:14.738 (2)	70.13	0.433	14:36:10.063	
4 -	40.473	34.305	1:14.778 (3)	70.09	0.473	14:37:24.841	
5 -	40.329	33.976	1:14.305 (1)	70.54		14:38:39.146	

P20		4 S		Nigel FRANKLIN		Kawasaki NINJA - Nigel Franklin	
IDEAL LAP TIME : 1:17.179		BEST LAP TIME : 1:17.629		DIFFERENCE : 0.450			
LAP	SECTOR 1	SECTOR 2	LAP TIME	MPH	DIFF	TIME OF DAY	
1 -		35.537	1:26.204	60.80	8.575	14:33:28.036	
2 -	43.052	35.040	1:18.092 (3)	67.12	0.463	14:34:46.128	
3 -	43.663	34.485	1:18.148	67.07	0.519	14:36:04.276	
4 -	43.361	34.711	1:18.072 (2)	67.13	0.443	14:37:22.348	
5 -	42.694	34.935	1:17.629 (1)	67.52		14:38:39.977	

P21		32 MZ		John ASHMEAD		MZ 250 -	
IDEAL LAP TIME : 1:14.436		BEST LAP TIME : 1:14.436		DIFFERENCE : 0.000			
LAP	SECTOR 1	SECTOR 2	LAP TIME	MPH	DIFF	TIME OF DAY	
1 -		34.682	1:39.433	52.71	24.997	14:33:41.265	
2 -	40.387	34.049	1:14.436 (1)	70.41		14:34:55.701	
3 -	40.980	34.104	1:15.084	69.80	0.648	14:36:10.785	
4 -	40.454	34.152	1:14.606 (2)	70.25	0.170	14:37:25.391	
5 -	40.493	34.387	1:14.880 (3)	70.00	0.444	14:38:40.271	

P22		9 MZ		Gary HOWLETT		MZ TS250 - HS Racing	
IDEAL LAP TIME : 1:13.802		BEST LAP TIME : 1:13.802		DIFFERENCE : 0.000			
LAP	SECTOR 1	SECTOR 2	LAP TIME	MPH	DIFF	TIME OF DAY	
1 -		34.251	1:40.334	52.24	26.532	14:33:42.166	
2 -	40.148	33.654	1:13.802 (1)	71.02		14:34:55.968	
3 -	40.530	34.199	1:14.729 (2)	70.14	0.927	14:36:10.697	
4 -	40.693	34.155	1:14.848 (3)	70.02	1.046	14:37:25.545	
5 -	41.073	33.930	1:15.003	69.88	1.201	14:38:40.548	

P23		56 MZ		Russell TURNER		MZ 250 - TT Racing	
IDEAL LAP TIME : 1:14.115		BEST LAP TIME : 1:14.140		DIFFERENCE : 0.025			
LAP	SECTOR 1	SECTOR 2	LAP TIME	MPH	DIFF	TIME OF DAY	
1 -		34.311	1:40.242	52.28	26.102	14:33:42.074	
2 -	41.554	34.010	1:15.564	69.36	1.424	14:34:57.638	
3 -	40.291	33.871	1:14.162 (2)	70.67	0.022	14:36:11.800	
4 -	40.244	33.896	1:14.140 (1)	70.69		14:37:25.940	
5 -	41.183	34.045	1:15.228 (3)	69.67	1.088	14:38:41.168	

P24		5 MZ		Garry SAMETT		MZ TS 250 - smallmouse	
IDEAL LAP TIME : 1:16.561		BEST LAP TIME : 1:17.046		DIFFERENCE : 0.485			
LAP	SECTOR 1	SECTOR 2	LAP TIME	MPH	DIFF	TIME OF DAY	
1 -		34.232	1:40.914	51.94	23.868	14:33:42.746	
2 -	42.329	34.717	1:17.046 (1)	68.03		14:34:59.792	
3 -	42.802	34.464	1:17.266 (2)	67.83	0.220	14:36:17.058	
4 -	43.314	34.605	1:17.919 (3)	67.26	0.873	14:37:34.977	
5 -	43.110	34.977	1:18.087	67.12	1.041	14:38:53.064	

BMCRC - MRO Championships 2024 - Rnd 2 @ Pembrey

ACU Team Green Junior Cup & Senior Ninja & BMZRC 250 MZ

RACE 13 - SECTOR ANALYSIS



SECTOR 1 = FL to I1, SECTOR 2 = I1 to FL, DIFF = Difference To Personal Best Lap, P = Crossed Finish Line in Pit Lane, D = Time Disallowed

P25 102 MZ_R Caleb WRIGHT		MZ 250 ETZ - Clover Investments				
IDEAL LAP TIME : 1:17.677		BEST LAP TIME : 1:18.066		DIFFERENCE : 0.389		
LAP	SECTOR 1	SECTOR 2	LAP TIME	MPH	DIFF	TIME OF DAY
1 -		35.735	1:43.714	50.53	25.648	14:33:45.546
2 -	42.695	35.371	1:18.066 (1)	67.14		14:35:03.612
3 -	42.306	36.260	1:18.566 (3)	66.71	0.500	14:36:22.178
4 -	42.426	35.909	1:18.335 (2)	66.91	0.269	14:37:40.513
5 -	43.444	36.043	1:19.487	65.94	1.421	14:39:00.000

P26 74 MZ_R Kevin LANE		MZ ETZ - Racing Lane				
IDEAL LAP TIME : 1:18.714		BEST LAP TIME : 1:18.816		DIFFERENCE : 0.102		
LAP	SECTOR 1	SECTOR 2	LAP TIME	MPH	DIFF	TIME OF DAY
1 -		36.231	1:43.470	50.65	24.654	14:33:45.302
2 -	43.329	36.126	1:19.455 (3)	65.96	0.639	14:35:04.757
3 -	42.700	36.268	1:18.968 (2)	66.37	0.152	14:36:23.725
4 -	42.802	36.014	1:18.816 (1)	66.50		14:37:42.541
5 -	43.026	36.648	1:19.674	65.78	0.858	14:39:02.215

P27 27 S Ben BROWN		Kawasaki NINJA 400 - Hunts Motorcycles				
IDEAL LAP TIME : 1:08.108		BEST LAP TIME : 1:08.108		DIFFERENCE : 0.000		
LAP	SECTOR 1	SECTOR 2	LAP TIME	MPH	DIFF	TIME OF DAY
1 -		31.497	1:13.971	70.86	5.863	14:33:15.803
2 -	37.246	31.334	1:08.580 (2)	76.43	0.472	14:34:24.383
3 -	37.175	30.933	1:08.108 (1)	76.96		14:35:32.491
4 -	37.626	31.037	1:08.663 (3)	76.33	0.555	14:36:41.154

P28 26 J Brooke CHAMPION		Kawasaki 300 NINJA -				
IDEAL LAP TIME : 1:29.110		BEST LAP TIME : 1:29.110		DIFFERENCE : 0.000		
LAP	SECTOR 1	SECTOR 2	LAP TIME	MPH	DIFF	TIME OF DAY
1 -		39.119	1:36.582	54.27	7.472	14:33:38.414
2 -	53.763	37.108	1:30.871 (2)	57.68	1.761	14:35:09.285
3 -	52.398	36.712	1:29.110 (1)	58.82		14:36:38.395

P29 44 S Joshua CORREIA		Kawasaki NINJA 300 - Alpha Racing				
IDEAL LAP TIME : 1:12.558		BEST LAP TIME : 1:12.761		DIFFERENCE : 0.203		
LAP	SECTOR 1	SECTOR 2	LAP TIME	MPH	DIFF	TIME OF DAY
1 -		32.643	1:19.684	65.77	6.923	14:33:21.516
2 -	39.915	32.846	1:12.761 (1)	72.03		14:34:34.277

P30 75 J Mason GREASLEY		Kawasaki NINJA 300 - Frame fast				
IDEAL LAP TIME : 1:09.493		BEST LAP TIME :		DIFFERENCE :		
LAP	SECTOR 1	SECTOR 2	LAP TIME	MPH	DIFF	TIME OF DAY
1 -		31.899	1:15.231	69.67		14:33:17.063
2 -	37.594	IN PIT	4:38.633 P	18.81		14:37:55.696

BMCRC - MRO Championships 2024 - Rnd 2 @ Pembrey

ACU Team Green Junior Cup & Senior Ninja & BMZRC 250 MZ

RACE 13 - BEST SECTORS

SECTOR 1				SECTOR 2				IDEAL / BEST COMPARISON				
POS	NO	NAME	TIME	NO	NAME	TIME	POS	NO	NAME	IDEAL	BEST	DIFF
									PERFECT LAP	1:06.976		
1	7	ROOKER	36.611	76	WILKINSON	30.365	1	76	WILKINSON	1:06.989	1:06.989	0.000
2	76	WILKINSON	36.624	2	WATT	30.503	2	7	ROOKER	1:07.298	1:07.389	0.091
3	81	SIMS	36.814	16	LAYTON	30.556	3	16	LAYTON	1:07.413	1:07.413	0.000
4	45	MACKENZIE	36.855	81	SIMS	30.666	4	81	SIMS	1:07.480	1:07.792	0.312
5	16	LAYTON	36.857	7	ROOKER	30.687	5	45	MACKENZIE	1:07.612	1:07.953	0.341
6	134	SKAYMAN	37.075	134	SKAYMAN	30.738	6	2	WATT	1:07.625	1:07.625	0.000
7	2	WATT	37.122	45	MACKENZIE	30.757	7	134	SKAYMAN	1:07.813	1:07.813	0.000
8	27	BROWN	37.175	27	BROWN	30.933	8	27	BROWN	1:08.108	1:08.108	0.000
9	0	HALL	37.422	0	HALL	31.266	9	0	HALL	1:08.688	1:08.802	0.114
10	17	BUSA	37.515	12	RAMSEY	31.301	10	12	RAMSEY	1:08.903	1:09.086	0.183
11	75	GREASLEY	37.594	43	SWARBRICK	31.613	11	17	BUSA	1:09.223	1:09.392	0.169
12	12	RAMSEY	37.602	17	BUSA	31.708	12	75	GREASLEY	1:09.493		
13	43	SWARBRICK	38.025	75	GREASLEY	31.899	13	43	SWARBRICK	1:09.638	1:09.946	0.308
14	96	KENT	38.355	1	MANN	32.185	14	1	MANN	1:10.815	1:10.980	0.165
15	1	MANN	38.630	565	KERSHAW	32.258	15	96	KENT	1:10.902	1:10.942	0.040
16	565	KERSHAW	38.661	85	WALES	32.398	16	565	KERSHAW	1:10.919	1:11.256	0.337
17	85	WALES	38.666	96	KENT	32.547	17	85	WALES	1:11.064	1:11.431	0.367
18	13	RYAN	39.076	44	CORREIA	32.643	18	13	RYAN	1:12.122	1:12.122	0.000
19	44	CORREIA	39.915	13	RYAN	33.046	19	44	CORREIA	1:12.558	1:12.761	0.203
20	9	HOWLETT	40.148	66	SMITH	33.125	20	9	HOWLETT	1:13.802	1:13.802	0.000
21	56	TURNER	40.244	9	HOWLETT	33.654	21	66	SMITH	1:13.863	1:15.308	1.445
22	11	CRIPPS	40.329	56	TURNER	33.871	22	56	TURNER	1:14.115	1:14.140	0.025
23	32	ASHMEAD	40.387	11	CRIPPS	33.976	23	11	CRIPPS	1:14.305	1:14.305	0.000
24	66	SMITH	40.738	32	ASHMEAD	34.049	24	32	ASHMEAD	1:14.436	1:14.436	0.000
25	33	KLINGE	42.005	5	SAMETT	34.232	25	33	KLINGE	1:16.299	1:16.299	0.000
26	102	WRIGHT	42.306	33	KLINGE	34.294	26	5	SAMETT	1:16.561	1:17.046	0.485
27	5	SAMETT	42.329	4	FRANKLIN	34.485	27	4	FRANKLIN	1:17.179	1:17.629	0.450
28	4	FRANKLIN	42.694	102	WRIGHT	35.371	28	102	WRIGHT	1:17.677	1:18.066	0.389
29	74	LANE	42.700	74	LANE	36.014	29	74	LANE	1:18.714	1:18.816	0.102
30	26	CHAMPION	52.398	26	CHAMPION	36.712	30	26	CHAMPION	1:29.110	1:29.110	0.000
31												
32												

BMCRC - MRO Championships 2024 - Rnd 2 @ Pembrey

ACU Team Green Junior Cup & Senior Ninja & BMZRC 250 MZ

RACE 13 - STATISTICS

Competitors Started	32
Planned Start	2024-04-14 @ 14:21:00.000
Actual Start	2024-04-14 @ 14:32:01.831
Finish Time	2024-04-14 @ 14:37:46.674
Track Length	1.4560mi.
Total Laps	141
Total Distance Covered	205.2960mi.

Session Fastest Lap History

NO	CL	NAME	LAP TIME	TIME OF DAY	LAP	VEHICLE
76	J	Luca WILKINSON	1:08.053	14:34:23.416	2	Kawasaki NINJA400
45	J	Marley MACKENZIE	1:07.953	14:34:23.501	2	Kawasaki NINJA
81	J	Ollie SIMS	1:07.836	14:34:23.746	2	Kawasaki NINJA 400
76	J	Luca WILKINSON	1:07.827	14:35:31.243	3	Kawasaki NINJA400
16	J	Aleisha LAYTON	1:07.794	14:35:32.699	3	Kawasaki NINJA 400
7	J	Travis ROOKER	1:07.544	14:35:34.758	3	Kawasaki NINJA 400
7	J	Travis ROOKER	1:07.415	14:36:42.174	4	Kawasaki NINJA 400
76	J	Luca WILKINSON	1:06.989	14:37:46.696	5	Kawasaki NINJA400

Session Leader History

NO	CL	NAME	FROM LAP	LAPS LED	DISTANCE	VEHICLE
76	J	Luca WILKINSON	1	3	4.36 miles	Kawasaki NINJA400
45	J	Marley MACKENZIE	4	1	1.45 miles	Kawasaki NINJA
76	J	Luca WILKINSON	5	1	1.45 miles	Kawasaki NINJA400

Flag History

TYPE	TIME OF DAY
GREEN	14:32:01.831
FINISH	14:37:46.674

Flag Statistics

TYPE	COUNT	TOTAL LAPS	TOTAL TIME
Green	1	5	7:24.296
Red	0	0	0.000
Safety Car	0	0	0.000
FCY	0	0	0.000

BMCRC - MRO Championships 2024 - Rnd 2 @ Pembrey

ACU Team Green Junior Cup & Senior Ninja & BMZRC 250 MZ

RACE 13 - STATISTICS

CLASS : J

12 Starters

Fastest Lap History

NO	NAME	LAP TIME	TIME OF DAY	LAP	VEHICLE
76	Luca WILKINSON	1:08.053	14:34:23.416	2	Kawasaki NINJA400
45	Marley MACKENZIE	1:07.953	14:34:23.501	2	Kawasaki NINJA
81	Ollie SIMS	1:07.836	14:34:23.746	2	Kawasaki NINJA 400
76	Luca WILKINSON	1:07.827	14:35:31.243	3	Kawasaki NINJA400
16	Aleisha LAYTON	1:07.794	14:35:32.699	3	Kawasaki NINJA 400
7	Travis ROOKER	1:07.544	14:35:34.758	3	Kawasaki NINJA 400
7	Travis ROOKER	1:07.415	14:36:42.174	4	Kawasaki NINJA 400
76	Luca WILKINSON	1:06.989	14:37:46.696	5	Kawasaki NINJA400

Leader History

NO	NAME	FROM LAP	LAPS LED	DISTANCE	VEHICLE
76	Luca WILKINSON	1	3	4.36 miles	Kawasaki NINJA400
45	Marley MACKENZIE	4	1	1.45 miles	Kawasaki NINJA
76	Luca WILKINSON	5	1	1.45 miles	Kawasaki NINJA400

BMCRC - MRO Championships 2024 - Rnd 2 @ Pembrey

ACU Team Green Junior Cup & Senior Ninja & BMZRC 250 MZ

RACE 13 - STATISTICS

CLASS : S

7 Starters

Fastest Lap History

NO	NAME	LAP TIME	TIME OF DAY	LAP	VEHICLE
27	Ben BROWN	1:08.580	14:34:24.383	2	Kawasaki NINJA 400
27	Ben BROWN	1:08.108	14:35:32.528	3	Kawasaki NINJA 400

Leader History

NO	NAME	FROM LAP	LAPS LED	DISTANCE	VEHICLE
27	Ben BROWN	1	4	5.82 miles	Kawasaki NINJA 400
0	Max HALL	5	1	1.45 miles	Kawasaki NINJA 400

BMCRC - MRO Championships 2024 - Rnd 2 @ Pembrey

ACU Team Green Junior Cup & Senior Ninja & BMZRC 250 MZ

RACE 13 - STATISTICS

CLASS : MZ

10 Starters

Fastest Lap History

NO	NAME	LAP TIME	TIME OF DAY	LAP	VEHICLE
85	Andrew WALES	1:11.431	14:34:47.107	2	MZ ETZ 250
565	Louis KERSHAW	1:11.256	14:34:47.144	2	MZ 250
96	Chris KENT	1:10.942	14:34:48.702	2	MZ TS 250

Leader History

NO	NAME	FROM LAP	LAPS LED	DISTANCE	VEHICLE
85	Andrew WALES	1	3	4.36 miles	MZ ETZ 250
96	Chris KENT	4	1	1.45 miles	MZ TS 250
85	Andrew WALES	5	1	1.45 miles	MZ ETZ 250

BMCRC - MRO Championships 2024 - Rnd 2 @ Pembrey

ACU Team Green Junior Cup & Senior Ninja & BMZRC 250 MZ

RACE 13 - STATISTICS

CLASS : MZ_R

3 Starters

Fastest Lap History

NO	NAME	LAP TIME	TIME OF DAY	LAP	VEHICLE
11	Carl CRIPPS	1:14.917	14:34:55.362	2	MZ ETZ250
11	Carl CRIPPS	1:14.738	14:36:10.100	3	MZ ETZ250
11	Carl CRIPPS	1:14.305	14:38:39.185	5	MZ ETZ250

Leader History

NO	NAME	FROM LAP	LAPS LED	DISTANCE	VEHICLE
11	Carl CRIPPS	1	5	7.28 miles	MZ ETZ250



REACTIVE PARTS MRO POWERBIKES / CIGMA RACING MRO CLUBMAN 1000 / TBR PERFORMANCE MRO RETRO 1000s



BMCRC-MRO Championships - Round 2
Pembrey
13th / 14th April 2024



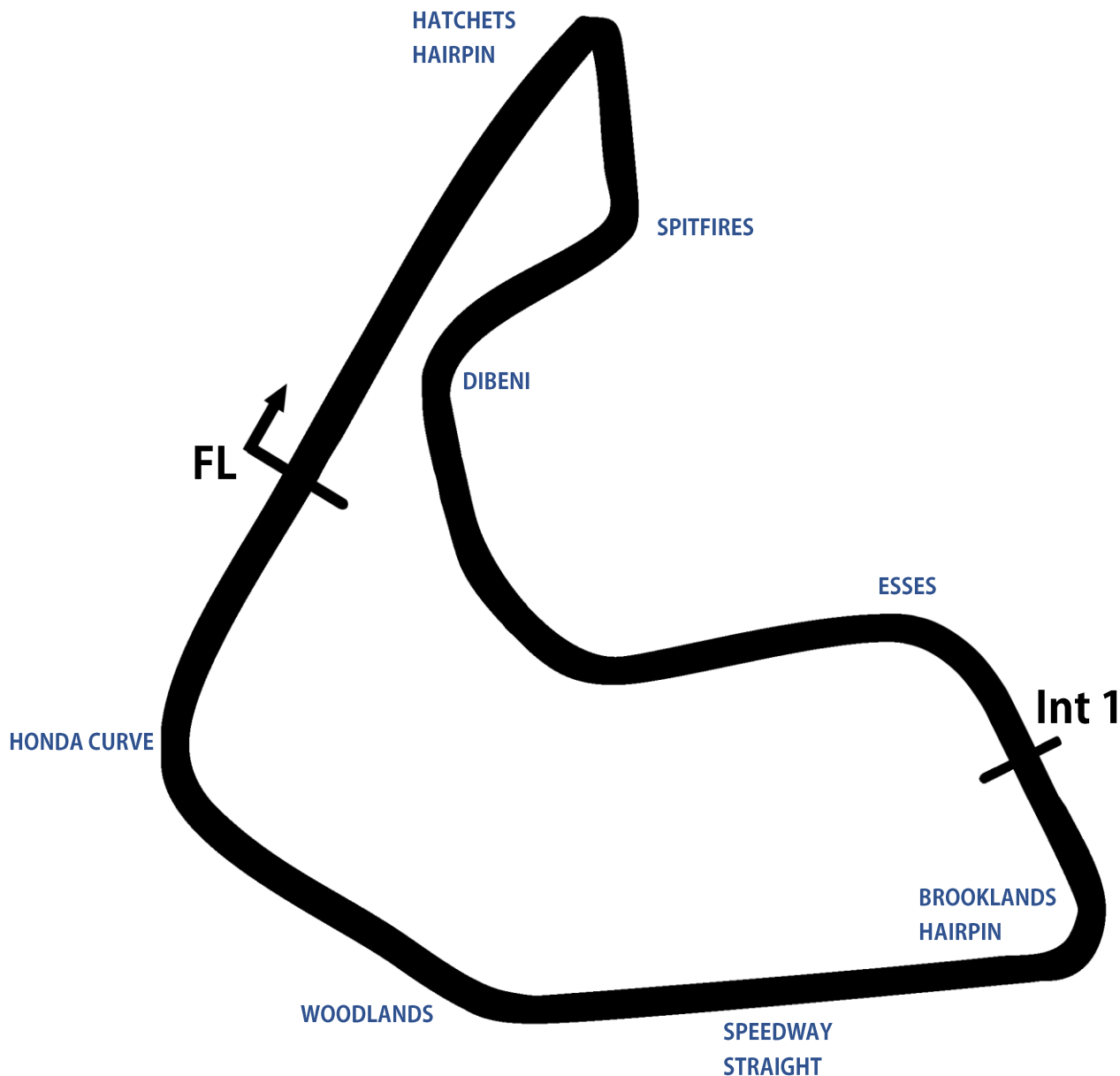
Timing & Results Provided by Timing Solutions Ltd

www.tsl-timing.com



Pembrey National Circuit

Llanelli, Carmarthenshire, UK



Length	1.4560 miles 2.343 km 2343.2m		
FL		51.70587 N	4.32386 W
Int 1	1223m	51.70430 N	4.31667 W
Pit Entry	2304m	51.70597 N	4.32374 W
Pit Exit	100m after FL	51.70664 N	4.32301 W
Pit Entry - Pit Exit	100m, 7.2s @ 50kph, 6.0s @ 60kph		



BMCRC - MRO Championships 2024 - Rnd 2 @ Pembrey

Reactive Parts MRO Powerbikes inc Clubman 1000 & MRO Retro 1000

QUALIFYING - CLASSIFICATION

POS	NO	CL	PIC	NAME	ENTRY	TIME	ON	LAPS	GAP	DIFF	MPH
1	99	Ret_C	1	Steven BUTTERWORTH	Yamaha R1 -	1:05.735	7	9			79.73
2	28		1	Paul Potchy WILLIAMS	-	1:05.938	8	9	0.203	0.203	79.49
3	26		2	Josh WAINWRIGHT	Honda CBR 1000 -	1:07.777	7	7	2.042	1.839	77.33
4	65		3	Peter BAKER	Kawasaki ZX10R - TJ & Peter Baker M/C. Dodfrey engi	1:08.521	5	8	2.786	0.744	76.49
5	116		4	Ade WALBRIDGE	Yamaha R1 - 3 Bridges Racing	1:09.070	4	9	3.335	0.549	75.88
6	13	Ret_C	2	Daniel MERCER	Honda CBR1000RR - Merc&Co Racing	1:11.725	8	8	5.990	2.655	73.07
7	188		5	Dawid KRAWIECKI	Yamaha R1 - Code Blue LTD & D A East Electrical	1:12.539	6	8	6.804	0.814	72.25
8	184	Ret_N	1	David TWYFORD	Honda FIREBLADE SP - IMP Racing, MHP, Chris Cowi	1:12.599	5	8	6.864	0.060	72.19
9	123	C	1	James VINCER	Suzuki GSXR R - John Butcher Bros	1:12.815	6	8	7.080	0.216	71.98
10	152		6	Barry MANTELL	Kawaskai ZX10R - Swedish car connection	1:13.241	7	8	7.506	0.426	71.56
11	169	Ret_C	3	Cory SMITH	-	1:13.597	6	8	7.862	0.356	71.22
12	84	C	2	Martyn DELLOW	Suzuki GSXR1000 - Kirdford Shotblasting	1:14.519	4	7	8.784	0.922	70.33
13	23	C	3	Jason PAES	Aprilia RSV4 - J&R Electrical Ltd	1:14.833	5	7	9.098	0.314	70.04
14	78	Ret_C	4	Jamie THOMAS	Suzuki GSXR 1000 - Team RubyRacing	1:14.926	6	7	9.191	0.093	69.95
15	19	Ret_C	5	Tyler DONOVAN	- Tinder Corp	1:16.472	2	2	10.737	1.546	68.54
16	46	C	4	Simon GATES	Yamaha YZF R1 - T.A Roden LTD / Canine Plus Hydro	1:20.505	7	7	14.770	4.033	65.10
17	274	Ret_C	6	Stewart LATIMER	- Fat Bloke Racing RR	1:23.884	2	5	18.149	3.379	62.48

Weather / Track : Drizzle / Wet

Date: 13/04/2024 Start: 10:21 Finish: 10:31

These results are provisional until the conclusion of any judicial and technical matters.

Pembrey National: 1.4560 miles

Clerk Of Course:	Stewards:	Timekeeper:	<i>Craig Smith</i>	
------------------	-----------	-------------	--------------------	--

Results can be found at www.tsl-timing.com

Printed - 10:33 Saturday, 13 April 2024



BMCRC - MRO Championships 2024 - Rnd 2 @ Pembrey

Reactive Parts MRO Powerbikes inc Clubman 1000 & MRO Retro 1000

QUALIFYING - SECTOR ANALYSIS



SECTOR 1 = FL to I1, SECTOR 2 = I1 to FL, DIFF = Difference To Personal Best Lap, P = Crossed Finish Line in Pit Lane, D = Time Disallowed

P1 99 Ret_C Steven BUTTERWORTH		Yamaha R1 -				
IDEAL LAP TIME : 1:05.317		BEST LAP TIME : 1:05.735		DIFFERENCE : 0.418		
LAP	SECTOR 1	SECTOR 2	LAP TIME	MPH	DIFF	TIME OF DAY
1 -	43.007	32.026	1:15.033	69.85	9.298	10:23:04.013
2 -	39.879	31.326	1:11.205	73.61	5.470	10:24:15.218
3 -	39.749	30.994	1:10.743	74.09	5.008	10:25:25.961
4 -	38.441	30.140	1:08.581	76.42	2.846	10:26:34.542
5 -	37.512	31.256	1:08.768	76.22	3.033	10:27:43.310
6 -	38.033	29.882	1:07.915	77.17	2.180	10:28:51.225
7 -	36.452	29.283	1:05.735 (1)	79.73		10:29:56.960
8 -	37.005	28.865	1:05.870 (2)	79.57	0.135	10:31:02.830
9 -	37.144	29.127	1:06.271 (3)	79.09	0.536	10:32:09.101

P2 28 Paul Potchy WILLIAMS		-				
IDEAL LAP TIME : 1:05.879		BEST LAP TIME : 1:05.938		DIFFERENCE : 0.059		
LAP	SECTOR 1	SECTOR 2	LAP TIME	MPH	DIFF	TIME OF DAY
1 -	45.183	33.399	1:18.582	66.70	12.644	10:23:14.897
2 -	41.058	31.371	1:12.429	72.36	6.491	10:24:27.326
3 -	40.619	30.734	1:11.353	73.46	5.415	10:25:38.679
4 -	38.921	29.691	1:08.612	76.39	2.674	10:26:47.291
5 -	37.568	29.752	1:07.320	77.86	1.382	10:27:54.611
6 -	37.543	29.453	1:06.996 (3)	78.23	1.058	10:29:01.607
7 -	38.923	29.483	1:08.406	76.62	2.468	10:30:10.013
8 -	36.851	29.087	1:05.938 (1)	79.49		10:31:15.951
9 -	36.792	29.587	1:06.379 (2)	78.96	0.441	10:32:22.330

P3 26 Josh WAINWRIGHT		Honda CBR 1000 -				
IDEAL LAP TIME : 1:07.777		BEST LAP TIME : 1:07.777		DIFFERENCE : 0.000		
LAP	SECTOR 1	SECTOR 2	LAP TIME	MPH	DIFF	TIME OF DAY
1 -		33.510	1:27.710	59.76	19.933	10:24:34.852
2 -	42.696	32.393	1:15.089	69.80	7.312	10:25:49.941
3 -	41.027	31.137	1:12.164	72.63	4.387	10:27:02.105
4 -	40.003	30.670	1:10.673	74.16	2.896	10:28:12.778
5 -	39.764	30.411	1:10.175 (3)	74.69	2.398	10:29:22.953
6 -	39.092	29.869	1:08.961 (2)	76.00	1.184	10:30:31.914
7 -	38.219	29.558	1:07.777 (1)	77.33		10:31:39.691

P4 65 Peter BAKER		Kawasaki ZX10R - TJ & Peter Baker M/C. Dodfrey engineering				
IDEAL LAP TIME : 1:08.428		BEST LAP TIME : 1:08.521		DIFFERENCE : 0.093		
LAP	SECTOR 1	SECTOR 2	LAP TIME	MPH	DIFF	TIME OF DAY
1 -	45.740	33.418	1:19.158	66.21	10.637	10:23:18.725
2 -	41.216	31.553	1:12.769	72.03	4.248	10:24:31.494
3 -	39.435	31.121	1:10.556	74.28	2.035	10:25:42.050
4 -	39.085	31.113	1:10.198	74.66	1.677	10:26:52.248
5 -	38.615	29.906	1:08.521 (1)	76.49		10:28:00.769
6 -	38.534	30.028	1:08.562 (2)	76.45	0.041	10:29:09.331
7 -	38.522	31.657	1:10.179 (3)	74.68	1.658	10:30:19.510
8 -	40.351	39.401	1:19.752	65.72	11.231	10:31:39.262

BMCRC - MRO Championships 2024 - Rnd 2 @ Pembrey

Reactive Parts MRO Powerbikes inc Clubman 1000 & MRO Retro 1000

QUALIFYING - SECTOR ANALYSIS



SECTOR 1 = FL to I1, SECTOR 2 = I1 to FL, DIFF = Difference To Personal Best Lap, P = Crossed Finish Line in Pit Lane, D = Time Disallowed

P5 116 Ade WALBRIDGE		Yamaha R1 - 3 Bridges Racing				
IDEAL LAP TIME : 1:08.805		BEST LAP TIME : 1:09.070		DIFFERENCE : 0.265		
LAP	SECTOR 1	SECTOR 2	LAP TIME	MPH	DIFF	TIME OF DAY
1 -	42.883	32.411	1:15.294	69.61	6.224	10:23:05.077
2 -	39.930	32.580	1:12.510	72.28	3.440	10:24:17.587
3 -	39.836	30.366	1:10.202	74.66	1.132	10:25:27.789
4 -	39.080	29.990	1:09.070 (1)	75.88		10:26:36.859
5 -	39.113	30.638	1:09.751	75.14	0.681	10:27:46.610
6 -	39.401	31.703	1:11.104	73.71	2.034	10:28:57.714
7 -	38.815	30.660	1:09.475 (3)	75.44	0.405	10:30:07.189
8 -	39.118	30.546	1:09.664	75.24	0.594	10:31:16.853
9 -	39.063	30.050	1:09.113 (2)	75.84	0.043	10:32:25.966

P6 13 Ret_C Daniel MERCER		Honda CBR1000RR - Merc&Co Racing				
IDEAL LAP TIME : 1:11.366		BEST LAP TIME : 1:11.725		DIFFERENCE : 0.359		
LAP	SECTOR 1	SECTOR 2	LAP TIME	MPH	DIFF	TIME OF DAY
1 -	48.082	36.286	1:24.368	62.12	12.643	10:23:37.678
2 -	44.012	33.909	1:17.921	67.26	6.196	10:24:55.599
3 -	43.032	33.516	1:16.548	68.47	4.823	10:26:12.147
4 -	41.928	33.146	1:15.074	69.81	3.349	10:27:27.221
5 -	41.494	31.919	1:13.413	71.39	1.688	10:28:40.634
6 -	41.326	31.641	1:12.967 (3)	71.83	1.242	10:29:53.601
7 -	40.923	31.109	1:12.032 (2)	72.76	0.307	10:31:05.633
8 -	40.257	31.468	1:11.725 (1)	73.07		10:32:17.358

P7 188 Dawid KRAWIECKI		Yamaha R1 - Code Blue LTD & D A East Electrical				
IDEAL LAP TIME : 1:12.539		BEST LAP TIME : 1:12.539		DIFFERENCE : 0.000		
LAP	SECTOR 1	SECTOR 2	LAP TIME	MPH	DIFF	TIME OF DAY
1 -	44.346	33.819	1:18.165	67.05	5.626	10:23:03.366
2 -	41.255	33.062	1:14.317 (2)	70.53	1.778	10:24:17.683
3 -	42.537	34.087	1:16.624 (3)	68.40	4.085	10:25:34.307
4 -	47.722	33.532	1:21.254	64.50	8.715	10:26:55.561
5 -	49.651	34.467	1:24.118	62.31	11.579	10:28:19.679
6 -	40.769	31.770	1:12.539 (1)	72.25		10:29:32.218
7 -	41.990	37.661	1:19.651	65.80	7.112	10:30:51.869
8 -	41.436	IN PIT	1:39.955 P	52.43	27.416	10:32:31.824

P8 184 Ret_N David TWYFORD		Honda FIREBLADE SP - IMP Racing, MHP, Chris Cowan				
IDEAL LAP TIME : 1:12.439		BEST LAP TIME : 1:12.599		DIFFERENCE : 0.160		
LAP	SECTOR 1	SECTOR 2	LAP TIME	MPH	DIFF	TIME OF DAY
1 -	50.495	35.916	1:26.411	60.65	13.812	10:23:26.982
2 -	46.809	34.111	1:20.920	64.77	8.321	10:24:47.902
3 -	43.607	33.229	1:16.836	68.21	4.237	10:26:04.738
4 -	43.010	31.710	1:14.720	70.14	2.121	10:27:19.458
5 -	41.715	30.884	1:12.599 (1)	72.19		10:28:32.057
6 -	42.104	32.222	1:14.326 (3)	70.52	1.727	10:29:46.383
7 -	41.555	31.170	1:12.725 (2)	72.07	0.126	10:30:59.108
8 -	41.638	IN PIT	1:43.547 P	50.62	30.948	10:32:42.655

P9 123 C James VINCER		Suzuki GSXR R - John Butcher Bros				
IDEAL LAP TIME : 1:12.521		BEST LAP TIME : 1:12.815		DIFFERENCE : 0.294		
LAP	SECTOR 1	SECTOR 2	LAP TIME	MPH	DIFF	TIME OF DAY
1 -	44.834	33.724	1:18.558	66.72	5.743	10:23:07.030
2 -	43.038	33.504	1:16.542	68.48	3.727	10:24:23.572
3 -	42.075	33.061	1:15.136	69.76	2.321	10:25:38.708
4 -	41.113	33.120	1:14.233	70.61	1.418	10:26:52.941
5 -	41.090	32.796	1:13.886	70.94	1.071	10:28:06.827
6 -	40.947	31.868	1:12.815 (1)	71.98		10:29:19.642
7 -	41.432	32.024	1:13.456 (3)	71.35	0.641	10:30:33.098
8 -	40.653	32.236	1:12.889 (2)	71.91	0.074	10:31:45.987

BMCRC - MRO Championships 2024 - Rnd 2 @ Pembrey

Reactive Parts MRO Powerbikes inc Clubman 1000 & MRO Retro 1000

QUALIFYING - SECTOR ANALYSIS



SECTOR 1 = FL to I1, SECTOR 2 = I1 to FL, DIFF = Difference To Personal Best Lap, P = Crossed Finish Line in Pit Lane, D = Time Disallowed

P10 152		Barry MANTELL		Kawaskai ZX10R - Swedish car connection			
IDEAL LAP TIME : 1:12.598		BEST LAP TIME : 1:13.241		DIFFERENCE : 0.643			
LAP	SECTOR 1	SECTOR 2	LAP TIME	MPH	DIFF	TIME OF DAY	
1 -	47.724	34.115	1:21.839	64.04	8.598	10:23:07.716	
2 -	44.668	33.542	1:18.210	67.01	4.969	10:24:25.926	
3 -	42.978	32.315	1:15.293	69.61	2.052	10:25:41.219	
4 -	43.201	32.615	1:15.816	69.13	2.575	10:26:57.035	
5 -	41.759	32.191	1:13.950	70.88	0.709	10:28:10.985	
6 -	41.929	31.412	1:13.341 (2)	71.46	0.100	10:29:24.326	
7 -	41.186	32.055	1:13.241 (1)	71.56		10:30:37.567	
8 -	41.207	32.341	1:13.548 (3)	71.26	0.307	10:31:51.115	

P11 169 Ret_C		Cory SMITH		-			
IDEAL LAP TIME : 1:12.838		BEST LAP TIME : 1:13.597		DIFFERENCE : 0.759			
LAP	SECTOR 1	SECTOR 2	LAP TIME	MPH	DIFF	TIME OF DAY	
1 -	45.098	34.821	1:19.919	65.58	6.322	10:23:55.389	
2 -	43.936	33.258	1:17.194	67.90	3.597	10:25:12.583	
3 -	43.810	32.585	1:16.395	68.61	2.798	10:26:28.978	
4 -	42.448	32.308	1:14.756	70.11	1.159	10:27:43.734	
5 -	41.233	33.940	1:15.173	69.72	1.576	10:28:58.907	
6 -	41.992	31.605	1:13.597 (1)	71.22		10:30:12.504	
7 -	41.465	32.214	1:13.679 (2)	71.14	0.082	10:31:26.183	
8 -	41.942	31.832	1:13.774 (3)	71.04	0.177	10:32:39.957	

P12 84 C		Martyn DELLOW		Suzuki GSXR1000 - Kirdford Shotblasting			
IDEAL LAP TIME : 1:14.519		BEST LAP TIME : 1:14.519		DIFFERENCE : 0.000			
LAP	SECTOR 1	SECTOR 2	LAP TIME	MPH	DIFF	TIME OF DAY	
1 -	45.686	34.418	1:20.104	65.43	5.585	10:23:55.489	
2 -	43.120	33.111	1:16.231	68.75	1.712	10:25:11.720	
3 -	44.181	32.763	1:16.944	68.12	2.425	10:26:28.664	
4 -	42.292	32.227	1:14.519 (1)	70.33		10:27:43.183	
5 -	42.360	33.239	1:15.599 (3)	69.33	1.080	10:28:58.782	
6 -	43.162	32.399	1:15.561 (2)	69.36	1.042	10:30:14.343	
7 -			1:36.835	54.12	22.316	10:31:51.178	

P13 23 C		Jason PAES		Aprilia RSV4 - J&R Electrical Ltd			
IDEAL LAP TIME : 1:14.419		BEST LAP TIME : 1:14.833		DIFFERENCE : 0.414			
LAP	SECTOR 1	SECTOR 2	LAP TIME	MPH	DIFF	TIME OF DAY	
1 -	46.475	33.714	1:20.189	65.36	5.356	10:23:08.010	
2 -	44.976	33.531	1:18.507	66.76	3.674	10:24:26.517	
3 -	42.766	33.396	1:16.162	68.82	1.329	10:25:42.679	
4 -	42.254	32.917	1:15.171 (3)	69.72	0.338	10:26:57.850	
5 -	41.754	33.079	1:14.833 (1)	70.04		10:28:12.683	
6 -	41.502	33.367	1:14.869 (2)	70.01	0.036	10:29:27.552	
7 -	42.753	IN PIT	1:36.670 P	54.22	21.837	10:31:04.222	

P14 78 Ret_C		Jamie THOMAS		Suzuki GSXR 1000 - Team RubyRacing			
IDEAL LAP TIME : 1:14.926		BEST LAP TIME : 1:14.926		DIFFERENCE : 0.000			
LAP	SECTOR 1	SECTOR 2	LAP TIME	MPH	DIFF	TIME OF DAY	
1 -		35.711	1:29.201	58.76	14.275	10:24:41.228	
2 -	44.259	34.408	1:18.667	66.63	3.741	10:25:59.895	
3 -	43.466	33.013	1:16.479	68.53	1.553	10:27:16.374	
4 -	42.605	32.800	1:15.405 (2)	69.51	0.479	10:28:31.779	
5 -	42.814	33.209	1:16.023 (3)	68.94	1.097	10:29:47.802	
6 -	42.257	32.669	1:14.926 (1)	69.95		10:31:02.728	
7 -	42.341	33.876	1:16.217	68.77	1.291	10:32:18.945	

BMCRC - MRO Championships 2024 - Rnd 2 @ Pembrey

Reactive Parts MRO Powerbikes inc Clubman 1000 & MRO Retro 1000

QUALIFYING - SECTOR ANALYSIS



SECTOR 1 = FL to I1, SECTOR 2 = I1 to FL, DIFF = Difference To Personal Best Lap, P = Crossed Finish Line in Pit Lane, D = Time Disallowed

P15		19 Ret_C		Tyler DONOVAN		- Tinder Corp	
IDEAL LAP TIME : 1:16.472		BEST LAP TIME : 1:16.472		DIFFERENCE : 0.000			
LAP	SECTOR 1	SECTOR 2	LAP TIME	MPH	DIFF	TIME OF DAY	
1 -		34.146	1:35.521 (2)	54.87	19.049	10:31:08.355	
2 -	43.636	32.836	1:16.472 (1)	68.54		10:32:24.827	

P16		46 C		Simon GATES		Yamaha YZF R1 - T.A Roden LTD / Canine Plus Hydro	
IDEAL LAP TIME : 1:20.505		BEST LAP TIME : 1:20.505		DIFFERENCE : 0.000			
LAP	SECTOR 1	SECTOR 2	LAP TIME	MPH	DIFF	TIME OF DAY	
1 -	49.825	37.220	1:27.045	60.21	6.540	10:23:26.825	
2 -	47.502	36.434	1:23.936	62.44	3.431	10:24:50.761	
3 -	47.734	36.488	1:24.222	62.23	3.717	10:26:14.983	
4 -	46.361	35.457	1:21.818 (3)	64.06	1.313	10:27:36.801	
5 -	46.045	35.971	1:22.016	63.90	1.511	10:28:58.817	
6 -	46.334	35.346	1:21.680 (2)	64.17	1.175	10:30:20.497	
7 -	45.962	34.543	1:20.505 (1)	65.10		10:31:41.002	

P17		274 Ret_C		Stewart LATIMER		- Fat Bloke Racing RR	
IDEAL LAP TIME : 1:23.884		BEST LAP TIME : 1:23.884		DIFFERENCE : 0.000			
LAP	SECTOR 1	SECTOR 2	LAP TIME	MPH	DIFF	TIME OF DAY	
1 -		39.034	1:41.360	51.71	17.476	10:24:41.072	
2 -	46.977	36.907	1:23.884 (1)	62.48		10:26:04.956	
3 -	47.823	38.879	1:26.702 (2)	60.45	2.818	10:27:31.658	
4 -	48.896	38.080	1:26.976 (3)	60.26	3.092	10:28:58.634	
5 -		IN PIT	2:25.936 P	35.91	1:02.052	10:31:24.570	

BMCRC - MRO Championships 2024 - Rnd 2 @ Pembrey

Reactive Parts MRO Powerbikes inc Clubman 1000 & MRO Retro 1000

QUALIFYING - BEST SECTORS

SECTOR 1			SECTOR 2			IDEAL / BEST COMPARISON						
POS	NO	NAME	TIME	NO	NAME	TIME	POS	NO	NAME	IDEAL	BEST	DIFF
									PERFECT LAP	1:05.317		
1	99	BUTTERWORTH	36.452	99	BUTTERWORTH	28.865	1	99	BUTTERWORTH	1:05.317	1:05.735	0.418
2	28	WILLIAMS	36.792	28	WILLIAMS	29.087	2	28	WILLIAMS	1:05.879	1:05.938	0.059
3	26	WAINWRIGHT	38.219	26	WAINWRIGHT	29.558	3	26	WAINWRIGHT	1:07.777	1:07.777	0.000
4	65	BAKER	38.522	65	BAKER	29.906	4	65	BAKER	1:08.428	1:08.521	0.093
5	116	WALBRIDGE	38.815	116	WALBRIDGE	29.990	5	116	WALBRIDGE	1:08.805	1:09.070	0.265
6	13	MERCER	40.257	184	TWYFORD	30.884	6	13	MERCER	1:11.366	1:11.725	0.359
7	123	VINCER	40.653	13	MERCER	31.109	7	184	TWYFORD	1:12.439	1:12.599	0.160
8	188	KRAWIECKI	40.769	152	MANTELL	31.412	8	123	VINCER	1:12.521	1:12.815	0.294
9	152	MANTELL	41.186	169	SMITH	31.605	9	188	KRAWIECKI	1:12.539	1:12.539	0.000
10	169	SMITH	41.233	188	KRAWIECKI	31.770	10	152	MANTELL	1:12.598	1:13.241	0.643
11	23	PAES	41.502	123	VINCER	31.868	11	169	SMITH	1:12.838	1:13.597	0.759
12	184	TWYFORD	41.555	84	DELLOW	32.227	12	23	PAES	1:14.419	1:14.833	0.414
13	78	THOMAS	42.257	78	THOMAS	32.669	13	84	DELLOW	1:14.519	1:14.519	0.000
14	84	DELLOW	42.292	19	DONOVAN	32.836	14	78	THOMAS	1:14.926	1:14.926	0.000
15	19	DONOVAN	43.636	23	PAES	32.917	15	19	DONOVAN	1:16.472	1:16.472	0.000
16	46	GATES	45.962	46	GATES	34.543	16	46	GATES	1:20.505	1:20.505	0.000
17	274	LATIMER	46.977	274	LATIMER	36.907	17	274	LATIMER	1:23.884	1:23.884	0.000

BMCRC - MRO Championships 2024 - Rnd 2 @ Pembrey

Reactive Parts MRO Powerbikes inc Clubman 1000 & MRO Retro 1000

QUALIFYING - STATISTICS

Competitors Started 17
Planned Start 2024-04-13 @ 10:17:00.000
Actual Start 2024-04-13 @ 10:21:28.069
Finish Time 2024-04-13 @ 10:31:28.087
Track Length 1.4560mi.
Total Laps 125
Total Distance Covered 182.0000mi.

Session Fastest Lap History

NO	CL	NAME	LAP TIME	TIME OF DAY	LAP	VEHICLE
188		Dawid KRAWIECKI	1:18.165	10:23:03.394	1	Yamaha R1
99	Ret_C	Steven BUTTERWORTH	1:15.033	10:23:04.034	1	Yamaha R1
99	Ret_C	Steven BUTTERWORTH	1:11.205	10:24:15.235	2	Yamaha R1
99	Ret_C	Steven BUTTERWORTH	1:10.743	10:25:25.978	3	Yamaha R1
116		Ade WALBRIDGE	1:10.202	10:25:27.803	3	Yamaha R1
99	Ret_C	Steven BUTTERWORTH	1:08.581	10:26:34.561	4	Yamaha R1
28		Paul Potchy WILLIAMS	1:07.320	10:27:54.650	5	
28		Paul Potchy WILLIAMS	1:06.996	10:29:01.645	6	
99	Ret_C	Steven BUTTERWORTH	1:05.735	10:29:56.978	7	Yamaha R1

Flag History

TYPE	TIME OF DAY
GREEN	10:21:28.069
FINISH	10:31:28.087

Flag Statistics

TYPE	COUNT	TOTAL LAPS	TOTAL TIME
Green	1	9	11:22.063
Red	0	0	0.000
Safety Car	0	0	0.000
FCY	0	0	0.000

BMCRC - MRO Championships 2024 - Rnd 2 @ Pembrey

Reactive Parts MRO Powerbikes inc Clubman 1000 & MRO Retro 1000

QUALIFYING - STATISTICS

CLASS :

6 Starters

Fastest Lap History

NO	NAME	LAP TIME	TIME OF DAY	LAP	VEHICLE
188	Dawid KRAWIECKI	1:18.165	10:23:03.394	1	Yamaha R1
116	Ade WALBRIDGE	1:15.294	10:23:05.091	1	Yamaha R1
116	Ade WALBRIDGE	1:12.510	10:24:17.601	2	Yamaha R1
28	Paul Potchy WILLIAMS	1:12.429	10:24:27.366	2	
116	Ade WALBRIDGE	1:10.202	10:25:27.803	3	Yamaha R1
116	Ade WALBRIDGE	1:09.070	10:26:36.873	4	Yamaha R1
28	Paul Potchy WILLIAMS	1:08.612	10:26:47.329	4	
28	Paul Potchy WILLIAMS	1:07.320	10:27:54.650	5	
28	Paul Potchy WILLIAMS	1:06.996	10:29:01.645	6	
28	Paul Potchy WILLIAMS	1:05.938	10:31:15.989	8	

BMCRC - MRO Championships 2024 - Rnd 2 @ Pembrey

Reactive Parts MRO Powerbikes inc Clubman 1000 & MRO Retro 1000

QUALIFYING - STATISTICS

CLASS : C

4 Starters

Fastest Lap History

NO	NAME	LAP TIME	TIME OF DAY	LAP	VEHICLE
123	James VINCER	1:18.558	10:23:07.060	1	Suzuki GSXR R
123	James VINCER	1:16.542	10:24:23.602	2	Suzuki GSXR R
84	Martyn DELLOW	1:16.231	10:25:11.749	2	Suzuki GSXR1000
123	James VINCER	1:15.136	10:25:38.708	3	Suzuki GSXR R
123	James VINCER	1:14.233	10:26:52.970	4	Suzuki GSXR R
123	James VINCER	1:13.886	10:28:06.856	5	Suzuki GSXR R
123	James VINCER	1:12.815	10:29:19.670	6	Suzuki GSXR R

BMCRC - MRO Championships 2024 - Rnd 2 @ Pembrey

Reactive Parts MRO Powerbikes inc Clubman 1000 & MRO Retro 1000

QUALIFYING - STATISTICS

CLASS : Ret_C

6 Starters

Fastest Lap History

NO	NAME	LAP TIME	TIME OF DAY	LAP	VEHICLE
99	Steven BUTTERWORTH	1:15.033	10:23:04.034	1	Yamaha R1
99	Steven BUTTERWORTH	1:11.205	10:24:15.235	2	Yamaha R1
99	Steven BUTTERWORTH	1:10.743	10:25:25.978	3	Yamaha R1
99	Steven BUTTERWORTH	1:08.581	10:26:34.561	4	Yamaha R1
99	Steven BUTTERWORTH	1:07.915	10:28:51.244	6	Yamaha R1
99	Steven BUTTERWORTH	1:05.735	10:29:56.978	7	Yamaha R1

BMCRC - MRO Championships 2024 - Rnd 2 @ Pembrey

Reactive Parts MRO Powerbikes inc Clubman 1000 & MRO Retro 1000

QUALIFYING - STATISTICS

CLASS : Ret_N

1 Starters

Fastest Lap History

NO	NAME	LAP TIME	TIME OF DAY	LAP	VEHICLE
184	David TWYFORD	1:26.411	10:23:26.996	1	Honda FIREBLADE SP
184	David TWYFORD	1:20.920	10:24:47.916	2	Honda FIREBLADE SP
184	David TWYFORD	1:16.836	10:26:04.752	3	Honda FIREBLADE SP
184	David TWYFORD	1:14.720	10:27:19.472	4	Honda FIREBLADE SP
184	David TWYFORD	1:12.599	10:28:32.071	5	Honda FIREBLADE SP



BMCRC - MRO Championships 2024 - Rnd 2 @ Pembrey

Reactive Parts MRO Powerbikes inc Clubman 1000 & MRO Retro 1000

RACE 6 - GRID (8 Laps)

ROW 7	21		20		19	333 Andrew HOUGHTON
ROW 6	18	818 Alex SYMON	17	274 Stewart LATIMER 1:23.884	16	46 Simon GATES 1:20.505
ROW 5	15	19 Tyler DONOVAN 1:16.472	14	78 Jamie THOMAS 1:14.926	13	23 Jason PAES 1:14.833
ROW 4	12	84 Martyn DELLOW 1:14.519	11	169 Cory SMITH 1:13.597	10	152 Barry MANTELL 1:13.241
ROW 3	9	123 James VINCER 1:12.815	8	184 David TWYFORD 1:12.599	7	188 Dawid KRAWIECKI 1:12.539
ROW 2	6	13 Daniel MERCER 1:11.725	5	116 Ade WALBRIDGE 1:09.070	4	65 Peter BAKER 1:08.521
ROW 1	3	26 Josh WAINWRIGHT 1:07.777	2	28 Paul Potchy WILLIAMS 1:05.938	1	99 Steven BUTTERWORTH 1:05.735 Pole

These results are provisional until the conclusion of any judicial and technical matters.

Pembrey National: 1.4560 miles

Clerk Of Course:	Stewards:	Timekeeper:	<i>Craig Smith</i>	
------------------	-----------	-------------	--------------------	--

Results can be found at www.tsl-timing.com

Printed - 10:34 Saturday, 13 April 2024





BMCRC - MRO Championships 2024 - Rnd 2 @ Pembrey

Reactive Parts MRO Powerbikes inc Clubman 1000 & MRO Retro 1000

RACE 6 - CLASSIFICATION

Race Distance: 8 Laps / 11.64 miles

POS	NO	CL	PIC	NAME	ENTRY	LAPS	TIME	GAP	DIFF	MPH	BEST	ON	GRD	↑↓
1	26		1	Josh WAINWRIGHT	Honda CBR 1000 -	8	8:07.810			85.96	59.475	2	3	2
2	99	Ret_C	1	Steven BUTTERWORTH	Yamaha R1 -	8	8:14.932	7.122	7.122	84.72	1:00.996	5	1	-1
3	65		2	Peter BAKER	Kawasaki ZX10R - TJ & Peter Baker M/C. Dodfrey engineerir	8	8:26.847	19.037	11.915	82.73	1:01.707	6	4	1
4	188		3	Dawid KRAWIECKI	Yamaha R1 - Code Blue LTD & D A East Electrical	8	8:28.177	20.367	1.330	82.51	1:02.360	8	7	3
5	28		4	Paul Potchy WILLIAMS	-	8	8:28.444	20.634	0.267	82.47	1:02.366	8	2	-3
6	152		5	Barry MANTELL	Kawasaki ZX10R - Swedish car connection	8	8:38.806	30.996	10.362	80.82	1:02.941	7	10	4
7	78*	Ret_C	2	Jamie THOMAS	Suzuki GSXR 1000 - Team RubyRacing	8	8:39.405	31.595	0.599	80.73	1:03.184	8	14	7
8	13	Ret_C	3	Daniel MERCER	Honda CBR1000RR - Merc&Co Racing	8	8:39.844	32.034	0.439	80.66	1:03.213	7	6	-2
9	123	C	1	James VINCER	Suzuki GSXR R - John Butcher Bros	8	8:42.201	34.391	2.357	80.30	1:03.667	3	9	0
10	19	Ret_C	4	Tyler DONOVAN	- Tinder Corp	8	8:46.224	38.414	4.023	79.68	1:04.217	4	15	5
11	184	Ret_N	1	David TWYFORD	Honda FIREBLADE SP - IMP Racing, MHP, Chris Cowan	8	8:51.577	43.767	5.353	78.88	1:04.062	4	8	-3
12	333		6	Andrew HOUGHTON	BMW S1000RR - Techoir	8	8:54.046	46.236	2.469	78.51	1:04.970	8	19	7
13	84	C	2	Martyn DELLOW	Suzuki GSXR1000 - Kirdford Shotblasting	8	8:55.165	47.355	1.119	78.35	1:05.590	3	12	-1
14	169	Ret_C	5	Cory SMITH	-	8	8:55.458	47.648	0.293	78.31	1:05.303	8	11	-3
15	46	C	3	Simon GATES	Yamaha YZF R1 - T.A Roden LTD / Canine Plus Hydro	8	8:56.447	48.637	0.989	78.16	1:05.521	2	16	1
16	116		7	Ade WALBRIDGE	Yamaha R1 - 3 Bridges Racing	8	8:56.533	48.723	0.086	78.15	1:05.550	2	5	-11
17	23	C	4	Jason PAES	Aprilia RSV4 - J&R Electrical Ltd	8	8:59.404	51.594	2.871	77.73	1:05.869	7	13	-4
18	274	Ret_C	6	Stewart LATIMER	- Fat Bloke Racing RR	7	8:11.488	1 Lap	1 Lap	74.65	1:07.992	6	17	-1

FASTEST LAP

26	Josh WAINWRIGHT	Honda CBR 1000 -	2	59.475	88.13 mph	141.83 kph
99	Ret_C Steven BUTTERWORTH	Yamaha R1 -	5	1:00.996	85.93 mph	138.29 kph
123	C James VINCER	Suzuki GSXR R - John Butcher Bros	3	1:03.667	82.32 mph	132.49 kph
184	Ret_N David TWYFORD	Honda FIREBLADE SP - IMP Racing, MHP, Chris Cowan	4	1:04.062	81.82 mph	131.67 kph

Comments:

* No. 78 - No working transponder fitted. Please fix for your next race.

Class - 92.5% of Race Speed = 79.51 mph

Class Ret_C - 92.5% of Race Speed = 78.36 mph

Class C - 92.5% of Race Speed = 74.27 mph

Class Ret_N - 92.5% of Race Speed = 72.96 mph

Weather / Track : Cloudy / Dry

These results are provisional until the conclusion of any judicial and technical matters.

Date: 13/04/2024 Start: 13:56 Finish: 14:04

Pembrey National: 1.4560 miles

Clerk Of Course:

Stewards:

Timekeeper:

Craig Smith



Results can be found at www.tsl-timing.com

Printed - 14:05 Saturday, 13 April 2024



BMCRC - MRO Championships 2024 - Rnd 2 @ Pembrey

Reactive Parts MRO Powerbikes inc Clubman 1000 & MRO Retro 1000

RACE 6 - LAP CHART

LAP 1 @ 13:57:06.328			LAP 4 @ 14:00:06.166			LAP 7 @ 14:03:08.217		
NO	BEHIND	LAP TIME	NO	BEHIND	LAP TIME	NO	BEHIND	LAP TIME
26		1:05.137	26		1:00.521	26		1:00.760
99	0.827	1:05.964	99	5.000	1:01.583	99	6.206	1:01.173
188	2.565	1:07.702	188	11.752	1:02.970	65	17.043	1:02.312
28	3.483	1:08.620	65	12.167	1:01.989	188	18.791	1:02.874
65	4.173	1:09.310	28	12.887	1:03.095	28	19.052	1:02.874
13	5.132	1:10.269	123	18.665	1:04.836	152	28.500	1:02.941
123	5.515	1:10.652	13	19.150	1:06.584	13	29.012	1:03.213
84	7.121	1:12.258	152	19.177	1:03.545	78	29.195	1:03.234
19	7.191	1:12.328	78	20.214	1:03.417	123	30.903	1:05.062
152	7.298	1:12.435	19	21.940	1:04.217	19	33.731	1:04.430
46	8.234	1:13.371	84	25.121	1:05.789	184	40.051	1:05.089
116	8.470	1:13.607	46	25.526	1:05.701	84	41.976	1:06.207
78	8.542	1:13.679	116	25.844	1:05.892	333	42.050	1:05.404
333	9.435	1:14.572	333	26.143	1:05.786	46	42.770	1:06.595
169	10.042	1:15.179	184	27.379	1:04.062	116	42.977	1:06.406
23	11.039	1:16.176	169	28.177	1:05.893	169	43.129	1:06.024
184	12.002	1:17.139	23	29.808	1:06.574	23	45.986	1:05.869
274	14.001	1:19.138	274	40.406	1:08.393			

LAP 2 @ 13:58:05.803			LAP 5 @ 14:01:06.709			LAP 8 @ 14:04:09.001		
NO	BEHIND	LAP TIME	NO	BEHIND	LAP TIME	NO	BEHIND	LAP TIME
26		59.475	26		1:00.543	26		1:00.784
99	2.598	1:01.246	99	5.453	1:00.996	274	1 Lap	1:09.401
188	6.133	1:03.043	188	14.435	1:03.226	99	7.122	1:01.700
28	7.567	1:03.559	65	14.532	1:02.908	65	19.037	1:02.778
65	7.728	1:03.030	28	14.989	1:02.645	188	20.367	1:02.360
13	8.924	1:03.267	123	22.623	1:04.501	28	20.634	1:02.366
123	10.525	1:04.485	152	22.935	1:04.301	152	30.996	1:03.280
19	12.974	1:05.258	13	23.074	1:04.467	78	31.595	1:03.184
152	13.016	1:05.193	78	23.497	1:03.826	13	32.034	1:03.806
78	13.297	1:04.229	19	26.364	1:04.967	123	34.391	1:04.272
84	14.105	1:06.459	84	31.076	1:06.498	19	38.414	1:05.467
46	14.280	1:05.521	46	31.528	1:06.545	184	43.767	1:04.500
116	14.545	1:05.550	184	31.647	1:04.811	333	46.236	1:04.970
333	15.592	1:05.632	116	31.668	1:06.367	84	47.355	1:06.163
169	16.735	1:06.168	333	32.149	1:06.549	169	47.648	1:05.303
23	17.492	1:05.928	169	33.106	1:05.472	46	48.637	1:06.651
184	18.539	1:06.012	23	35.496	1:06.231	116	48.723	1:06.530
274	23.692	1:09.166	274	48.577	1:08.714	23	51.594	1:06.392

LAP 3 @ 13:59:05.645			LAP 6 @ 14:02:07.457		
NO	BEHIND	LAP TIME	NO	BEHIND	LAP TIME
26		59.842	26		1:00.748
99	3.938	1:01.182	99	5.793	1:01.088
188	9.303	1:03.012	65	15.491	1:01.707
28	10.313	1:02.588	188	16.677	1:02.990
65	10.699	1:02.813	28	16.938	1:02.697
13	13.087	1:04.005	152	26.319	1:04.132
123	14.350	1:03.667	13	26.559	1:04.233
152	16.153	1:02.979	123	26.601	1:04.726
78	17.318	1:03.863	78	26.721	1:03.972
19	18.244	1:05.112	19	30.061	1:04.445
84	19.853	1:05.590	184	35.722	1:04.823
46	20.346	1:05.908	84	36.529	1:06.201
116	20.473	1:05.770	46	36.935	1:06.155
333	20.878	1:05.128	116	37.331	1:06.411
169	22.805	1:05.912	333	37.406	1:06.005
23	23.755	1:06.105	169	37.865	1:05.507
184	23.838	1:05.141	23	40.877	1:06.129
274	32.534	1:08.684	274	55.821	1:07.992

Weather / Track : Cloudy / Dry

Results can be found at www.tsl-timing.com

Pembrey National: 1.4560 miles
Date: 13/04/2024 Start: 13:56 Finish: 14:04

Printed - 14:05 Saturday, 13 April 2024

BMCRC - MRO Championships 2024 - Rnd 2 @ Pembrey

Reactive Parts MRO Powerbikes inc Clubman 1000 & MRO Retro 1000

RACE 6 - POSITION CHART

No	Name	Lap Pos	Lap							
			1	2	3	4	5	6	7	8
99	BUTTERWORTH	1	26	26	26	26	26	26	26	26
28	WILLIAMS	2	99	99	99	99	99	99	99	99
26	WAINWRIGHT	3	188	188	188	188	188	65	65	65
65	BAKER	4	28	28	28	65	65	188	188	188
116	WALBRIDGE	5	65	65	65	28	28	28	28	28
13	MERCER	6	13	13	13	123	123	152	152	152
188	KRAWIECKI	7	123	123	123	13	152	13	13	78
184	TWYFORD	8	84	19	152	152	13	123	78	13
123	VINCER	9	19	152	78	78	78	78	123	123
152	MANTELL	10	152	78	19	19	19	19	19	19
169	SMITH	11	46	84	84	84	84	184	184	184
84	DELLOW	12	116	46	46	46	46	84	84	333
23	PAES	13	78	116	116	116	184	46	333	84
78	THOMAS	14	333	333	333	333	116	116	46	169
19	DONOVAN	15	169	169	169	184	333	333	116	46
46	GATES	16	23	23	23	169	169	169	169	116
274	LATIMER	17	184	184	184	23	23	23	23	23
333	HOUGHTON	18	274	274	274	274	274	274	274	274

BMCRC - MRO Championships 2024 - Rnd 2 @ Pembrey

Reactive Parts MRO Powerbikes inc Clubman 1000 & MRO Retro 1000

RACE 6 - SECTOR ANALYSIS



SECTOR 1 = FL to I1, SECTOR 2 = I1 to FL, DIFF = Difference To Personal Best Lap, P = Crossed Finish Line in Pit Lane, D = Time Disallowed

P1 26		Josh WAINWRIGHT		Honda CBR 1000 -			
IDEAL LAP TIME : 59.475		BEST LAP TIME : 59.475		DIFFERENCE : 0.000			
LAP	SECTOR 1	SECTOR 2	LAP TIME	MPH	DIFF	TIME OF DAY	
1 -		26.444	1:05.137	80.47	5.662	13:57:06.328	
2 -	33.385	26.090	59.475 (1)	88.13		13:58:05.803	
3 -	33.652	26.190	59.842 (2)	87.59	0.367	13:59:05.645	
4 -	33.852	26.669	1:00.521 (3)	86.60	1.046	14:00:06.166	
5 -	34.262	26.281	1:00.543	86.57	1.068	14:01:06.709	
6 -	34.225	26.523	1:00.748	86.28	1.273	14:02:07.457	
7 -	33.989	26.771	1:00.760	86.26	1.285	14:03:08.217	
8 -	33.923	26.861	1:00.784	86.23	1.309	14:04:09.001	

P2 99 Ret_C		Steven BUTTERWORTH		Yamaha R1 -			
IDEAL LAP TIME : 1:00.871		BEST LAP TIME : 1:00.996		DIFFERENCE : 0.125			
LAP	SECTOR 1	SECTOR 2	LAP TIME	MPH	DIFF	TIME OF DAY	
1 -		27.037	1:05.964	79.46	4.968	13:57:07.155	
2 -	34.149	27.097	1:01.246	85.58	0.250	13:58:08.401	
3 -	34.188	26.994	1:01.182	85.67	0.186	13:59:09.583	
4 -	34.384	27.199	1:01.583	85.11	0.587	14:00:11.166	
5 -	33.877	27.119	1:00.996 (1)	85.93		14:01:12.162	
6 -	34.037	27.051	1:01.088 (2)	85.80	0.092	14:02:13.250	
7 -	34.032	27.141	1:01.173 (3)	85.68	0.177	14:03:14.423	
8 -	34.388	27.312	1:01.700	84.95	0.704	14:04:16.123	

P3 65		Peter BAKER		Kawasaki ZX10R - TJ & Peter Baker M/C. Dodfrey engineering			
IDEAL LAP TIME : 1:01.647		BEST LAP TIME : 1:01.707		DIFFERENCE : 0.060			
LAP	SECTOR 1	SECTOR 2	LAP TIME	MPH	DIFF	TIME OF DAY	
1 -		27.773	1:09.310	75.62	7.603	13:57:10.501	
2 -	35.420	27.610	1:03.030	83.16	1.323	13:58:13.531	
3 -	35.346	27.467	1:02.813	83.44	1.106	13:59:16.344	
4 -	34.582	27.407	1:01.989 (2)	84.55	0.282	14:00:18.333	
5 -	35.266	27.642	1:02.908	83.32	1.201	14:01:21.241	
6 -	34.642	27.065	1:01.707 (1)	84.94		14:02:22.948	
7 -	35.047	27.265	1:02.312 (3)	84.11	0.605	14:03:25.260	
8 -	35.343	27.435	1:02.778	83.49	1.071	14:04:28.038	

P4 188		Dawid KRAWIECKI		Yamaha R1 - Code Blue LTD & D A East Electrical			
IDEAL LAP TIME : 1:02.360		BEST LAP TIME : 1:02.360		DIFFERENCE : 0.000			
LAP	SECTOR 1	SECTOR 2	LAP TIME	MPH	DIFF	TIME OF DAY	
1 -		27.869	1:07.702	77.42	5.342	13:57:08.893	
2 -	35.120	27.923	1:03.043	83.14	0.683	13:58:11.936	
3 -	34.945	28.067	1:03.012	83.18	0.652	13:59:14.948	
4 -	35.133	27.837	1:02.970 (3)	83.23	0.610	14:00:17.918	
5 -	35.510	27.716	1:03.226	82.90	0.866	14:01:21.144	
6 -	35.506	27.484	1:02.990	83.21	0.630	14:02:24.134	
7 -	35.382	27.492	1:02.874 (2)	83.36	0.514	14:03:27.008	
8 -	34.883	27.477	1:02.360 (1)	84.05		14:04:29.368	

P5 28		Paul Potchy WILLIAMS		-			
IDEAL LAP TIME : 1:02.346		BEST LAP TIME : 1:02.366		DIFFERENCE : 0.020			
LAP	SECTOR 1	SECTOR 2	LAP TIME	MPH	DIFF	TIME OF DAY	
1 -		28.088	1:08.620	76.38	6.254	13:57:09.811	
2 -	35.886	27.673	1:03.559	82.46	1.193	13:58:13.370	
3 -	34.991	27.597	1:02.588 (2)	83.74	0.222	13:59:15.958	
4 -	35.608	27.487	1:03.095	83.07	0.729	14:00:19.053	
5 -	35.111	27.534	1:02.645 (3)	83.67	0.279	14:01:21.698	
6 -	35.227	27.470	1:02.697	83.60	0.331	14:02:24.395	
7 -	35.334	27.540	1:02.874	83.36	0.508	14:03:27.269	
8 -	35.011	27.355	1:02.366 (1)	84.04		14:04:29.635	

BMCRC - MRO Championships 2024 - Rnd 2 @ Pembrey

Reactive Parts MRO Powerbikes inc Clubman 1000 & MRO Retro 1000

RACE 6 - SECTOR ANALYSIS



SECTOR 1 = FL to I1, SECTOR 2 = I1 to FL, DIFF = Difference To Personal Best Lap, P = Crossed Finish Line in Pit Lane, D = Time Disallowed

P6 152 Barry MANTELL		Kawaskai ZX10R - Swedish car connection				
IDEAL LAP TIME : 1:02.938		BEST LAP TIME : 1:02.941		DIFFERENCE : 0.003		
LAP	SECTOR 1	SECTOR 2	LAP TIME	MPH	DIFF	TIME OF DAY
1 -		28.576	1:12.435	72.36	9.494	13:57:13.626
2 -	37.025	28.168	1:05.193	80.40	2.252	13:58:18.819
3 -	35.492	27.487	1:02.979 (2)	83.22	0.038	13:59:21.798
4 -	35.487	28.058	1:03.545	82.48	0.604	14:00:25.343
5 -	35.528	28.773	1:04.301	81.51	1.360	14:01:29.644
6 -	35.644	28.488	1:04.132	81.73	1.191	14:02:33.776
7 -	35.451	27.490	1:02.941 (1)	83.27		14:03:36.717
8 -	35.661	27.619	1:03.280 (3)	82.83	0.339	14:04:39.997

P7 78 Ret_C Jamie THOMAS		Suzuki GSXR 1000 - Team RubyRacing				
IDEAL LAP TIME :		BEST LAP TIME : 1:03.184		DIFFERENCE :		
LAP	SECTOR 1	SECTOR 2	LAP TIME	MPH	DIFF	TIME OF DAY
1 -			1:13.679	71.14	10.495	13:57:14.870
2 -			1:04.229	81.60	1.045	13:58:19.100
3 -			1:03.863	82.07	0.679	13:59:22.963
4 -			1:03.417 (3)	82.65	0.233	14:00:26.380
5 -			1:03.826	82.12	0.642	14:01:30.206
6 -			1:03.972	81.93	0.788	14:02:34.178
7 -			1:03.234 (2)	82.89	0.050	14:03:37.412
8 -			1:03.184 (1)	82.95		14:04:40.596

P8 13 Ret_C Daniel MERCER		Honda CBR1000RR - Merc&Co Racing				
IDEAL LAP TIME : 1:03.213		BEST LAP TIME : 1:03.213		DIFFERENCE : 0.000		
LAP	SECTOR 1	SECTOR 2	LAP TIME	MPH	DIFF	TIME OF DAY
1 -		28.419	1:10.269	74.59	7.056	13:57:11.460
2 -	35.475	27.792	1:03.267 (2)	82.84	0.054	13:58:14.727
3 -	35.798	28.207	1:04.005	81.89	0.792	13:59:18.732
4 -	37.877	28.707	1:06.584	78.72	3.371	14:00:25.316
5 -	36.084	28.383	1:04.467	81.30	1.254	14:01:29.783
6 -	35.805	28.428	1:04.233	81.60	1.020	14:02:34.016
7 -	35.440	27.773	1:03.213 (1)	82.91		14:03:37.229
8 -	35.863	27.943	1:03.806 (3)	82.14	0.593	14:04:41.035

P9 123 C James VINCER		Suzuki GSXR R - John Butcher Bros				
IDEAL LAP TIME : 1:03.503		BEST LAP TIME : 1:03.667		DIFFERENCE : 0.164		
LAP	SECTOR 1	SECTOR 2	LAP TIME	MPH	DIFF	TIME OF DAY
1 -		28.323	1:10.652	74.18	6.985	13:57:11.843
2 -	36.249	28.236	1:04.485 (3)	81.28	0.818	13:58:16.328
3 -	35.267	28.400	1:03.667 (1)	82.32		13:59:19.995
4 -	36.298	28.538	1:04.836	80.84	1.169	14:00:24.831
5 -	35.872	28.629	1:04.501	81.26	0.834	14:01:29.332
6 -	35.683	29.043	1:04.726	80.98	1.059	14:02:34.058
7 -	36.417	28.645	1:05.062	80.56	1.395	14:03:39.120
8 -	35.690	28.582	1:04.272 (2)	81.55	0.605	14:04:43.392

P10 19 Ret_C Tyler DONOVAN		- Tinder Corp				
IDEAL LAP TIME : 1:04.217		BEST LAP TIME : 1:04.217		DIFFERENCE : 0.000		
LAP	SECTOR 1	SECTOR 2	LAP TIME	MPH	DIFF	TIME OF DAY
1 -		28.751	1:12.328	72.46	8.111	13:57:13.519
2 -	36.531	28.727	1:05.258	80.32	1.041	13:58:18.777
3 -	36.717	28.395	1:05.112	80.50	0.895	13:59:23.889
4 -	36.048	28.169	1:04.217 (1)	81.62		14:00:28.106
5 -	36.431	28.536	1:04.967	80.68	0.750	14:01:33.073
6 -	36.099	28.346	1:04.445 (3)	81.33	0.228	14:02:37.518
7 -	36.102	28.328	1:04.430 (2)	81.35	0.213	14:03:41.948
8 -	36.695	28.772	1:05.467	80.06	1.250	14:04:47.415

BMCRC - MRO Championships 2024 - Rnd 2 @ Pembrey

Reactive Parts MRO Powerbikes inc Clubman 1000 & MRO Retro 1000

RACE 6 - SECTOR ANALYSIS



SECTOR 1 = FL to I1, SECTOR 2 = I1 to FL, DIFF = Difference To Personal Best Lap, P = Crossed Finish Line in Pit Lane, D = Time Disallowed

P11 184 Ret_N		David TWYFORD		Honda FIREBLADE SP - IMP Racing, MHP, Chris Cowan			
IDEAL LAP TIME : 1:04.062		BEST LAP TIME : 1:04.062		DIFFERENCE : 0.000			
LAP	SECTOR 1	SECTOR 2	LAP TIME	MPH	DIFF	TIME OF DAY	
1 -		29.940	1:17.139	67.95	13.077	13:57:18.330	
2 -	37.443	28.569	1:06.012	79.40	1.950	13:58:24.342	
3 -	36.306	28.835	1:05.141	80.46	1.079	13:59:29.483	
4 -	36.134	27.928	1:04.062 (1)	81.82		14:00:33.545	
5 -	36.327	28.484	1:04.811 (3)	80.87	0.749	14:01:38.356	
6 -	36.601	28.222	1:04.823	80.86	0.761	14:02:43.179	
7 -	36.704	28.385	1:05.089	80.52	1.027	14:03:48.268	
8 -	36.338	28.162	1:04.500 (2)	81.26	0.438	14:04:52.768	

P12 333		Andrew HOUGHTON		BMW S1000RR - Techoir			
IDEAL LAP TIME : 1:04.808		BEST LAP TIME : 1:04.970		DIFFERENCE : 0.162			
LAP	SECTOR 1	SECTOR 2	LAP TIME	MPH	DIFF	TIME OF DAY	
1 -		29.111	1:14.572	70.28	9.602	13:57:15.763	
2 -	37.108	28.524	1:05.632	79.86	0.662	13:58:21.395	
3 -	36.660	28.468	1:05.128 (2)	80.48	0.158	13:59:26.523	
4 -	37.300	28.486	1:05.786	79.67	0.816	14:00:32.309	
5 -	37.468	29.081	1:06.549	78.76	1.579	14:01:38.858	
6 -	37.434	28.571	1:06.005	79.41	1.035	14:02:44.863	
7 -	36.825	28.579	1:05.404 (3)	80.14	0.434	14:03:50.267	
8 -	36.822	28.148	1:04.970 (1)	80.67		14:04:55.237	

P13 84 C		Martyn DELLOW		Suzuki GSXR1000 - Kirdford Shotblasting			
IDEAL LAP TIME : 1:05.322		BEST LAP TIME : 1:05.590		DIFFERENCE : 0.268			
LAP	SECTOR 1	SECTOR 2	LAP TIME	MPH	DIFF	TIME OF DAY	
1 -		29.219	1:12.258	72.54	6.668	13:57:13.449	
2 -	37.136	29.323	1:06.459	78.86	0.869	13:58:19.908	
3 -	36.481	29.109	1:05.590 (1)	79.91		13:59:25.498	
4 -	36.742	29.047	1:05.789 (2)	79.67	0.199	14:00:31.287	
5 -	37.657	28.841	1:06.498	78.82	0.908	14:01:37.785	
6 -	36.928	29.273	1:06.201	79.17	0.611	14:02:43.986	
7 -	37.267	28.940	1:06.207	79.16	0.617	14:03:50.193	
8 -	37.240	28.923	1:06.163 (3)	79.22	0.573	14:04:56.356	

P14 169 Ret_C		Cory SMITH		-			
IDEAL LAP TIME : 1:05.303		BEST LAP TIME : 1:05.303		DIFFERENCE : 0.000			
LAP	SECTOR 1	SECTOR 2	LAP TIME	MPH	DIFF	TIME OF DAY	
1 -		29.470	1:15.179	69.72	9.876	13:57:16.370	
2 -	36.815	29.353	1:06.168	79.21	0.865	13:58:22.538	
3 -	37.080	28.832	1:05.912	79.52	0.609	13:59:28.450	
4 -	36.764	29.129	1:05.893	79.54	0.590	14:00:34.343	
5 -	36.758	28.714	1:05.472 (2)	80.05	0.169	14:01:39.815	
6 -	36.695	28.812	1:05.507 (3)	80.01	0.204	14:02:45.322	
7 -	37.258	28.766	1:06.024	79.38	0.721	14:03:51.346	
8 -	36.631	28.672	1:05.303 (1)	80.26		14:04:56.649	

P15 46 C		Simon GATES		Yamaha YZF R1 - T.A Roden LTD / Canine Plus Hydro			
IDEAL LAP TIME : 1:05.500		BEST LAP TIME : 1:05.521		DIFFERENCE : 0.021			
LAP	SECTOR 1	SECTOR 2	LAP TIME	MPH	DIFF	TIME OF DAY	
1 -		29.273	1:13.371	71.43	7.850	13:57:14.562	
2 -	36.827	28.694	1:05.521 (1)	79.99		13:58:20.083	
3 -	37.102	28.806	1:05.908 (3)	79.52	0.387	13:59:25.991	
4 -	36.889	28.812	1:05.701 (2)	79.77	0.180	14:00:31.692	
5 -	37.032	29.513	1:06.545	78.76	1.024	14:01:38.237	
6 -	37.281	28.874	1:06.155	79.23	0.634	14:02:44.392	
7 -	37.684	28.911	1:06.595	78.70	1.074	14:03:50.987	
8 -	36.806	29.845	1:06.651	78.64	1.130	14:04:57.638	

BMCRC - MRO Championships 2024 - Rnd 2 @ Pembrey

Reactive Parts MRO Powerbikes inc Clubman 1000 & MRO Retro 1000

RACE 6 - SECTOR ANALYSIS



SECTOR 1 = FL to I1, SECTOR 2 = I1 to FL, DIFF = Difference To Personal Best Lap, P = Crossed Finish Line in Pit Lane, D = Time Disallowed

P16 116 Ade WALBRIDGE		Yamaha R1 - 3 Bridges Racing				
IDEAL LAP TIME : 1:05.471		BEST LAP TIME : 1:05.550		DIFFERENCE : 0.079		
LAP	SECTOR 1	SECTOR 2	LAP TIME	MPH	DIFF	TIME OF DAY
1 -		29.197	1:13.607	71.21	8.057	13:57:14.798
2 -	37.018	28.532	1:05.550 (1)	79.96		13:58:20.348
3 -	37.070	28.700	1:05.770 (2)	79.69	0.220	13:59:26.118
4 -	36.939	28.953	1:05.892 (3)	79.54	0.342	14:00:32.010
5 -	37.181	29.186	1:06.367	78.97	0.817	14:01:38.377
6 -	37.409	29.002	1:06.411	78.92	0.861	14:02:44.788
7 -	37.532	28.874	1:06.406	78.93	0.856	14:03:51.194
8 -	37.051	29.479	1:06.530	78.78	0.980	14:04:57.724

P17 23 C Jason PAES		Aprilia RSV4 - J&R Electrical Ltd				
IDEAL LAP TIME : 1:05.701		BEST LAP TIME : 1:05.869		DIFFERENCE : 0.168		
LAP	SECTOR 1	SECTOR 2	LAP TIME	MPH	DIFF	TIME OF DAY
1 -		29.386	1:16.176	68.80	10.307	13:57:17.367
2 -	36.576	29.352	1:05.928 (2)	79.50	0.059	13:58:23.295
3 -	36.969	29.136	1:06.105 (3)	79.29	0.236	13:59:29.400
4 -	37.117	29.457	1:06.574	78.73	0.705	14:00:35.974
5 -	36.916	29.315	1:06.231	79.14	0.362	14:01:42.205
6 -	36.565	29.564	1:06.129	79.26	0.260	14:02:48.334
7 -	36.636	29.233	1:05.869 (1)	79.57		14:03:54.203
8 -	36.791	29.601	1:06.392	78.94	0.523	14:05:00.595

P18 274 Ret_C Stewart LATIMER		- Fat Bloke Racing RR				
IDEAL LAP TIME : 1:07.992		BEST LAP TIME : 1:07.992		DIFFERENCE : 0.000		
LAP	SECTOR 1	SECTOR 2	LAP TIME	MPH	DIFF	TIME OF DAY
1 -		30.873	1:19.138	66.23	11.146	13:57:20.329
2 -	39.124	30.042	1:09.166	75.78	1.174	13:58:29.495
3 -	38.492	30.192	1:08.684 (3)	76.31	0.692	13:59:38.179
4 -	38.653	29.740	1:08.393 (2)	76.63	0.401	14:00:46.572
5 -	39.202	29.512	1:08.714	76.28	0.722	14:01:55.286
6 -	38.491	29.501	1:07.992 (1)	77.09		14:03:03.278
7 -	39.229	30.172	1:09.401	75.52	1.409	14:04:12.679

BMCRC - MRO Championships 2024 - Rnd 2 @ Pembrey

Reactive Parts MRO Powerbikes inc Clubman 1000 & MRO Retro 1000

RACE 6 - BEST SECTORS

SECTOR 1			SECTOR 2			IDEAL / BEST COMPARISON						
POS	NO	NAME	TIME	NO	NAME	TIME	POS	NO	NAME	IDEAL	BEST	DIFF
									PERFECT LAP	59.475		
1	26	WAINWRIGHT	33.385	26	WAINWRIGHT	26.090	1	26	WAINWRIGHT	59.475	59.475	0.000
2	99	BUTTERWORTH	33.877	99	BUTTERWORTH	26.994	2	99	BUTTERWORTH	1:00.871	1:00.996	0.125
3	65	BAKER	34.582	65	BAKER	27.065	3	65	BAKER	1:01.647	1:01.707	0.060
4	188	KRAWIECKI	34.883	28	WILLIAMS	27.355	4	28	WILLIAMS	1:02.346	1:02.366	0.020
5	28	WILLIAMS	34.991	188	KRAWIECKI	27.477	5	188	KRAWIECKI	1:02.360	1:02.360	0.000
6	123	VINCER	35.267	152	MANTELL	27.487	6	152	MANTELL	1:02.938	1:02.941	0.003
7	13	MERCER	35.440	13	MERCER	27.773	7	13	MERCER	1:03.213	1:03.213	0.000
8	152	MANTELL	35.451	184	TWYFORD	27.928	8	123	VINCER	1:03.503	1:03.667	0.164
9	19	DONOVAN	36.048	333	HOUGHTON	28.148	9	184	TWYFORD	1:04.062	1:04.062	0.000
10	184	TWYFORD	36.134	19	DONOVAN	28.169	10	19	DONOVAN	1:04.217	1:04.217	0.000
11	84	DELLOW	36.481	123	VINCER	28.236	11	333	HOUGHTON	1:04.808	1:04.970	0.162
12	23	PAES	36.565	116	WALBRIDGE	28.532	12	169	SMITH	1:05.303	1:05.303	0.000
13	169	SMITH	36.631	169	SMITH	28.672	13	84	DELLOW	1:05.322	1:05.590	0.268
14	333	HOUGHTON	36.660	46	GATES	28.694	14	116	WALBRIDGE	1:05.471	1:05.550	0.079
15	46	GATES	36.806	84	DELLOW	28.841	15	46	GATES	1:05.500	1:05.521	0.021
16	116	WALBRIDGE	36.939	23	PAES	29.136	16	23	PAES	1:05.701	1:05.869	0.168
17	274	LATIMER	38.491	274	LATIMER	29.501	17	274	LATIMER	1:07.992	1:07.992	0.000
18							18	78	THOMAS		1:03.184	

BMCRC - MRO Championships 2024 - Rnd 2 @ Pembrey

Reactive Parts MRO Powerbikes inc Clubman 1000 & MRO Retro 1000

RACE 6 - STATISTICS

Competitors Started 18
Planned Start 2024-04-13 @ 13:40:00.000
Actual Start 2024-04-13 @ 13:56:01.191
Finish Time 2024-04-13 @ 14:04:09.000
Track Length 1.4560mi.
Total Laps 143
Total Distance Covered 208.2080mi.

Session Fastest Lap History

NO	CL	NAME	LAP TIME	TIME OF DAY	LAP	VEHICLE
26		Josh WAINWRIGHT	59.475	13:58:05.832	2	Honda CBR 1000

Session Leader History

NO	CL	NAME	FROM LAP	LAPS LED	DISTANCE	VEHICLE
26		Josh WAINWRIGHT	1	8	11.64 miles	Honda CBR 1000

Flag History

TYPE	TIME OF DAY
GREEN	13:56:01.191
FINISH	14:04:09.000

Flag Statistics

TYPE	COUNT	TOTAL LAPS	TOTAL TIME
Green	1	8	9:03.448
Red	0	0	0.000
Safety Car	0	0	0.000
FCY	0	0	0.000

BMCRC - MRO Championships 2024 - Rnd 2 @ Pembrey

Reactive Parts MRO Powerbikes inc Clubman 1000 & MRO Retro 1000

RACE 6 - STATISTICS

CLASS :

7 Starters

Fastest Lap History

NO	NAME	LAP TIME	TIME OF DAY	LAP	VEHICLE
26	Josh WAINWRIGHT	59.475	13:58:05.832	2	Honda CBR 1000

Leader History

NO	NAME	FROM LAP	LAPS LED	DISTANCE	VEHICLE
26	Josh WAINWRIGHT	1	8	11.64 miles	Honda CBR 1000

BMCRC - MRO Championships 2024 - Rnd 2 @ Pembrey

Reactive Parts MRO Powerbikes inc Clubman 1000 & MRO Retro 1000

RACE 6 - STATISTICS

CLASS : C

4 Starters

Fastest Lap History

NO	NAME	LAP TIME	TIME OF DAY	LAP	VEHICLE
123	James VINCER	1:04.485	13:58:16.354	2	Suzuki GSXR R
123	James VINCER	1:03.667	13:59:20.021	3	Suzuki GSXR R

Leader History

NO	NAME	FROM LAP	LAPS LED	DISTANCE	VEHICLE
123	James VINCER	1	8	11.64 miles	Suzuki GSXR R

BMCRC - MRO Championships 2024 - Rnd 2 @ Pembrey

Reactive Parts MRO Powerbikes inc Clubman 1000 & MRO Retro 1000

RACE 6 - STATISTICS

CLASS : Ret_C

6 Starters

Fastest Lap History

NO	NAME	LAP TIME	TIME OF DAY	LAP	VEHICLE
99	Steven BUTTERWORTH	1:01.246	13:58:08.420	2	Yamaha R1
99	Steven BUTTERWORTH	1:01.182	13:59:09.601	3	Yamaha R1
99	Steven BUTTERWORTH	1:00.996	14:01:12.180	5	Yamaha R1

Leader History

NO	NAME	FROM LAP	LAPS LED	DISTANCE	VEHICLE
99	Steven BUTTERWORTH	1	8	11.64 miles	Yamaha R1

BMCRC - MRO Championships 2024 - Rnd 2 @ Pembrey

Reactive Parts MRO Powerbikes inc Clubman 1000 & MRO Retro 1000

RACE 6 - STATISTICS

CLASS : Ret_N

1 Starters

Fastest Lap History

NO	NAME	LAP TIME	TIME OF DAY	LAP	VEHICLE
184	David TWYFORD	1:06.012	13:58:24.355	2	Honda FIREBLADE SP
184	David TWYFORD	1:05.141	13:59:29.495	3	Honda FIREBLADE SP
184	David TWYFORD	1:04.062	14:00:33.558	4	Honda FIREBLADE SP

Leader History

NO	NAME	FROM LAP	LAPS LED	DISTANCE	VEHICLE
184	David TWYFORD	1	8	11.64 miles	Honda FIREBLADE SP



BMCRC - MRO Championships 2024 - Rnd 2 @ Pembrey

Reactive Parts MRO Powerbikes inc Clubman 1000 & MRO Retro 1000

RACE 16 - GRID (8 Laps)

ROW 6	18 274 Stewart LATIMER 1:07.992	17 23 Jason PAES 1:05.869	16 84 Martyn DELLOW 1:05.590
ROW 5	15 116 Ade WALBRIDGE 1:05.550	14 46 Simon GATES 1:05.521	13 169 Cory SMITH 1:05.303
ROW 4	12 333 Andrew HOUGHTON 1:04.970	11 19 Tyler DONOVAN 1:04.217	10 184 David TWYFORD 1:04.062
ROW 3	9 123 James VINCER 1:03.667	8 13 Daniel MERCER 1:03.213	7 78 Jamie THOMAS 1:03.184
ROW 2	6 152 Barry MANTELL 1:02.941	5 28 Paul Potchy WILLIAMS 1:02.366	4 188 Dawid KRAWIECKI 1:02.360
ROW 1	3 65 Peter BAKER 1:01.707	2 99 Steven BUTTERWORTH 1:00.996	1 26 Josh WAINWRIGHT 59.475 Pole

These results are provisional until the conclusion of any judicial and technical matters.

Pembrey National: 1.4560 miles

Clerk Of Course:	Stewards:	Timekeeper:	<i>Craig Smith</i>	
------------------	-----------	-------------	--------------------	--

Results can be found at www.tsl-timing.com

Printed - 14:07 Saturday, 13 April 2024





BMCRC - MRO Championships 2024 - Rnd 2 @ Pembrey

Reactive Parts MRO Powerbikes inc Clubman 1000 & MRO Retro 1000

RACE 16 - CLASSIFICATION

Race Distance: 8 Laps / 11.64 miles

POS	NO	CL	PIC	NAME	ENTRY	LAPS	TIME	GAP	DIFF	MPH	BEST	ON	GRD	↑↓
1	26		1	Josh WAINWRIGHT	Honda CBR 1000 -	8	8:08.101			85.91	59.590	2	1	0
2	99	Ret_C	1	Steven BUTTERWORTH	Yamaha R1 -	8	8:12.636	4.535	4.535	85.11	1:00.644	4	2	0
3	65		2	Peter BAKER	Kawasaki ZX10R - TJ & Peter Baker M/C. Dodfrey engineerir	8	8:23.301	15.200	10.665	83.31	1:01.673	5	3	0
4	188		3	Dawid KRAWIECKI	Yamaha R1 - Code Blue LTD & D A East Electrical	8	8:26.958	18.857	3.657	82.71	1:02.107	4	4	0
5	152		4	Barry MANTELL	Kawaskai ZX10R - Swedish car connection	8	8:27.088	18.987	0.130	82.69	1:01.994	2	6	1
6	78	Ret_C	2	Jamie THOMAS	Suzuki GSXR 1000 - Team RubyRacing	8	8:36.482	28.381	9.394	81.18	1:03.349	2	7	1
7	19	Ret_C	3	Tyler DONOVAN	- Tinder Corp	8	8:37.149	29.048	0.667	81.08	1:03.453	7	11	4
8	184	Ret_N	1	David TWYFORD	Honda FIREBLADE SP - IMP Racing, MHP, Chris Cowan	8	8:39.533	31.432	2.384	80.71	1:03.416	4	10	2
9	13	Ret_C	4	Daniel MERCER	Honda CBR1000RR - Merc&Co Racing	8	8:39.634	31.533	0.101	80.69	1:03.705	6	8	-1
10	123	C	1	James VINCER	Suzuki GSXR R - John Butcher Bros	8	8:41.621	33.520	1.987	80.38	1:03.722	3	9	-1
11	46	C	2	Simon GATES	Yamaha YZF R1 - T.A Roden LTD / Canine Plus Hydro	8	8:43.858	35.757	2.237	80.04	1:04.220	4	14	3
12	333		5	Andrew HOUGHTON	BMW S1000RR - Techoir	8	8:45.962	37.861	2.104	79.72	1:04.306	5	12	0
13	116		6	Ade WALBRIDGE	Yamaha R1 - 3 Bridges Racing	8	8:46.252	38.151	0.290	79.68	1:04.298	5	15	2
14	84	C	3	Martyn DELLOW	Suzuki GSXR1000 - Kirdford Shotblasting	8	8:55.182	47.081	8.930	78.35	1:05.388	4	16	2
15	23	C	4	Jason PAES	Aprilia RSV4 - J&R Electrical Ltd	8	8:55.925	47.824	0.743	78.24	1:05.032	2	17	2
16	274	Ret_C	5	Stewart LATIMER	- Fat Bloke Racing RR	7	8:10.677	1 Lap	1 Lap	74.77	1:08.334	2	18	2

NOT CLASSIFIED

DNF	169	Ret_C		Cory SMITH	-	4	4:32.328	4 Laps	3 Laps	76.98	1:05.983	2	13	
-----	-----	-------	--	------------	---	---	----------	--------	--------	-------	----------	---	----	--

FASTEST LAP

26				Josh WAINWRIGHT	Honda CBR 1000 -	2	59.590			87.96 mph	141.55 kph			
99	Ret_C			Steven BUTTERWORTH	Yamaha R1 -	4	1:00.644			86.43 mph	139.09 kph			
184	Ret_N			David TWYFORD	Honda FIREBLADE SP - IMP Racing, MHP, Chris Cowan	4	1:03.416			82.65 mph	133.01 kph			
123	C			James VINCER	Suzuki GSXR R - John Butcher Bros	3	1:03.722			82.25 mph	132.38 kph			

Comments:

Class - 92.5% of Race Speed = 79.46 mph
 Class Ret_C - 92.5% of Race Speed = 78.72 mph
 Class Ret_N - 92.5% of Race Speed = 74.65 mph
 Class C - 92.5% of Race Speed = 74.35 mph

Weather / Track : Cloudy / Dry

Date: 13/04/2024 Start: 16:54 Finish: 17:02

These results are provisional until the conclusion of any judicial and technical matters.

Pembrey National: 1.4560 miles

Clerk Of Course:	Stewards:	Timekeeper:	<i>Craig Smith</i>	
------------------	-----------	-------------	--------------------	--

Results can be found at www.tsl-timing.com

Printed - 17:05 Saturday, 13 April 2024



BMCRC - MRO Championships 2024 - Rnd 2 @ Pembrey

Reactive Parts MRO Powerbikes inc Clubman 1000 & MRO Retro 1000

RACE 16 - LAP CHART

LAP 1 @ 16:55:50.413

NO	BEHIND	LAP TIME
26		1:04.653
99	1.109	1:05.762
188	3.686	1:08.339
65	3.756	1:08.409
152	4.898	1:09.551
123	5.167	1:09.820
19	5.892	1:10.545
13	6.117	1:10.770
78	6.211	1:10.864
184	6.484	1:11.137
46	6.906	1:11.559
84	8.273	1:12.926
333	8.464	1:13.117
116	8.910	1:13.563
169	9.513	1:14.166
23	11.123	1:15.776
274	12.033	1:16.686

LAP 2 @ 16:56:50.003

NO	BEHIND	LAP TIME
26		59.590
99	2.356	1:00.837
65	6.499	1:02.333
188	7.094	1:02.998
152	7.302	1:01.994
123	9.879	1:04.302
78	9.970	1:03.349
19	10.199	1:03.897
184	11.410	1:04.516
13	12.357	1:05.830
46	12.856	1:05.540
333	13.779	1:04.905
84	14.299	1:05.616
116	14.510	1:05.190
169	15.906	1:05.983
23	16.565	1:05.032
274	20.777	1:08.334

LAP 3 @ 16:57:49.752

NO	BEHIND	LAP TIME
26		59.749
99	3.301	1:00.694
65	8.466	1:01.716
188	9.651	1:02.306
152	10.100	1:02.547
123	13.852	1:03.722
78	13.958	1:03.737
19	14.171	1:03.721
184	16.111	1:04.450
13	16.329	1:03.721
46	17.575	1:04.468
333	18.969	1:04.939
116	19.418	1:04.657
84	20.281	1:05.731
169	22.163	1:06.006
23	22.742	1:05.926
274	29.860	1:08.832

LAP 4 @ 16:58:49.527

NO	BEHIND	LAP TIME
26		59.775

99	4.170	1:00.644
65	10.639	1:01.948
188	11.983	1:02.107
152	12.747	1:02.422
78	18.419	1:04.236
19	18.576	1:04.180
123	19.585	1:05.508
184	19.752	1:03.416
13	20.349	1:03.795
46	22.020	1:04.220
333	23.840	1:04.646
116	24.202	1:04.559
84	25.894	1:05.388
169	28.561	1:06.173
23	29.066	1:06.099
274	39.028	1:08.943

LAP 5 @ 16:59:49.772

NO	BEHIND	LAP TIME
26		1:00.245
99	4.755	1:00.830
65	12.067	1:01.673
188	14.299	1:02.561
152	14.843	1:02.341
78	21.679	1:03.505
19	21.893	1:03.562
184	23.383	1:03.876
123	23.855	1:04.515
13	24.203	1:04.099
46	26.347	1:04.572
333	27.901	1:04.306
116	28.255	1:04.298
84	31.872	1:06.223
23	34.887	1:06.066
274	47.540	1:08.757

LAP 6 @ 17:00:50.576

NO	BEHIND	LAP TIME
26		1:00.804
99	4.757	1:00.806
65	13.713	1:02.450
188	16.257	1:02.762
152	16.454	1:02.415
78	24.734	1:03.859
19	24.906	1:03.817
184	26.561	1:03.982
13	27.104	1:03.705
123	28.059	1:05.008
46	29.842	1:04.299
333	31.637	1:04.540
116	32.070	1:04.619
84	37.310	1:06.242
23	39.689	1:05.606
274	56.330	1:09.594

LAP 7 @ 17:01:51.686

NO	BEHIND	LAP TIME
26		1:01.110
99	4.449	1:00.802
65	14.493	1:01.890
188	18.187	1:03.040
152	18.414	1:03.070
78	27.010	1:03.386
19	27.249	1:03.453

184	29.553	1:04.102
13	29.868	1:03.874
123	31.283	1:04.334
46	33.599	1:04.867
333	35.033	1:04.506
116	35.553	1:04.593
84	43.223	1:07.023
23	44.340	1:05.761

LAP 8 @ 17:02:53.861

NO	BEHIND	LAP TIME
26		1:02.175
274	1 Lap	1:09.531
99	4.535	1:02.261
65	15.200	1:02.882
188	18.857	1:02.845
152	18.987	1:02.748
78	28.381	1:03.546
19	29.048	1:03.974
184	31.432	1:04.054
13	31.533	1:03.840
123	33.520	1:04.412
46	35.757	1:04.333
333	37.861	1:05.003
116	38.151	1:04.773
84	47.081	1:06.033
23	47.824	1:05.659

BMCRC - MRO Championships 2024 - Rnd 2 @ Pembrey

Reactive Parts MRO Powerbikes inc Clubman 1000 & MRO Retro 1000

RACE 16 - POSITION CHART

No	Name	Lap								
		Pos	1	2	3	4	5	6	7	8
26	WAINWRIGHT	1	26	26	26	26	26	26	26	26
99	BUTTERWORTH	2	99	99	99	99	99	99	99	99
65	BAKER	3	188	65	65	65	65	65	65	65
188	KRAWIECKI	4	65	188	188	188	188	188	188	188
152	MANTELL	5	152	152	152	152	152	152	152	152
78	THOMAS	6	123	123	123	78	78	78	78	78
13	MERCER	7	19	78	78	19	19	19	19	19
123	VINCER	8	13	19	19	123	184	184	184	184
184	TWYFORD	9	78	184	184	184	123	13	13	13
19	DONOVAN	10	184	13	13	13	13	123	123	123
333	HOUGHTON	11	46	46	46	46	46	46	46	46
169	SMITH	12	84	333	333	333	333	333	333	333
46	GATES	13	333	84	116	116	116	116	116	116
116	WALBRIDGE	14	116	116	84	84	84	84	84	84
84	DELLOW	15	169	169	169	169	23	23	23	23
23	PAES	16	23	23	23	23	274	274	274	
274	LATIMER	17	274	274	274	274				

BMCRC - MRO Championships 2024 - Rnd 2 @ Pembrey

Reactive Parts MRO Powerbikes inc Clubman 1000 & MRO Retro 1000

RACE 16 - SECTOR ANALYSIS



SECTOR 1 = FL to I1, SECTOR 2 = I1 to FL, DIFF = Difference To Personal Best Lap, P = Crossed Finish Line in Pit Lane, D = Time Disallowed

P1 26		Josh WAINWRIGHT		Honda CBR 1000 -		
IDEAL LAP TIME : 59.590		BEST LAP TIME : 59.590		DIFFERENCE : 0.000		
LAP	SECTOR 1	SECTOR 2	LAP TIME	MPH	DIFF	TIME OF DAY
1 -		26.545	1:04.653	81.07	5.063	16:55:50.413
2 -	33.457	26.133	59.590 (1)	87.96		16:56:50.003
3 -	33.457	26.292	59.749 (2)	87.72	0.159	16:57:49.752
4 -	33.583	26.192	59.775 (3)	87.68	0.185	16:58:49.527
5 -	33.611	26.634	1:00.245	87.00	0.655	16:59:49.772
6 -	34.141	26.663	1:00.804	86.20	1.214	17:00:50.576
7 -	34.251	26.859	1:01.110	85.77	1.520	17:01:51.686
8 -	34.389	27.786	1:02.175	84.30	2.585	17:02:53.861

P2 99 Ret_C		Steven BUTTERWORTH		Yamaha R1 -		
IDEAL LAP TIME : 1:00.492		BEST LAP TIME : 1:00.644		DIFFERENCE : 0.152		
LAP	SECTOR 1	SECTOR 2	LAP TIME	MPH	DIFF	TIME OF DAY
1 -		26.716	1:05.762	79.70	5.118	16:55:51.522
2 -	33.996	26.841	1:00.837	86.15	0.193	16:56:52.359
3 -	33.936	26.758	1:00.694 (2)	86.36	0.050	16:57:53.053
4 -	33.894	26.750	1:00.644 (1)	86.43		16:58:53.697
5 -	33.927	26.903	1:00.830	86.16	0.186	16:59:54.527
6 -	33.864	26.942	1:00.806	86.20	0.162	17:00:55.333
7 -	33.776	27.026	1:00.802 (3)	86.20	0.158	17:01:56.135
8 -	34.432	27.829	1:02.261	84.18	1.617	17:02:58.396

P3 65		Peter BAKER		Kawasaki ZX10R - TJ & Peter Baker M/C. Dodfrey engineering		
IDEAL LAP TIME : 1:01.414		BEST LAP TIME : 1:01.673		DIFFERENCE : 0.259		
LAP	SECTOR 1	SECTOR 2	LAP TIME	MPH	DIFF	TIME OF DAY
1 -		27.925	1:08.409	76.62	6.736	16:55:54.169
2 -	35.082	27.251	1:02.333	84.09	0.660	16:56:56.502
3 -	34.868	26.848	1:01.716 (2)	84.93	0.043	16:57:58.218
4 -	34.857	27.091	1:01.948	84.61	0.275	16:59:00.166
5 -	34.566	27.107	1:01.673 (1)	84.99		17:00:01.839
6 -	35.215	27.235	1:02.450	83.93	0.777	17:01:04.289
7 -	34.816	27.074	1:01.890 (3)	84.69	0.217	17:02:06.179
8 -	35.227	27.655	1:02.882	83.35	1.209	17:03:09.061

P4 188		Dawid KRAWIECKI		Yamaha R1 - Code Blue LTD & D A East Electrical		
IDEAL LAP TIME : 1:02.061		BEST LAP TIME : 1:02.107		DIFFERENCE : 0.046		
LAP	SECTOR 1	SECTOR 2	LAP TIME	MPH	DIFF	TIME OF DAY
1 -		28.317	1:08.339	76.69	6.232	16:55:54.099
2 -	35.663	27.335	1:02.998	83.20	0.891	16:56:57.097
3 -	35.020	27.286	1:02.306 (2)	84.12	0.199	16:57:59.403
4 -	34.775	27.332	1:02.107 (1)	84.39		16:59:01.510
5 -	34.965	27.596	1:02.561 (3)	83.78	0.454	17:00:04.071
6 -	35.309	27.453	1:02.762	83.51	0.655	17:01:06.833
7 -	35.285	27.755	1:03.040	83.14	0.933	17:02:09.873
8 -	35.111	27.734	1:02.845	83.40	0.738	17:03:12.718

P5 152		Barry MANTELL		Kawasaki ZX10R - Swedish car connection		
IDEAL LAP TIME : 1:01.923		BEST LAP TIME : 1:01.994		DIFFERENCE : 0.071		
LAP	SECTOR 1	SECTOR 2	LAP TIME	MPH	DIFF	TIME OF DAY
1 -		27.952	1:09.551	75.36	7.557	16:55:55.311
2 -	34.918	27.076	1:01.994 (1)	84.55		16:56:57.305
3 -	34.949	27.598	1:02.547	83.80	0.553	16:57:59.852
4 -	34.847	27.575	1:02.422	83.97	0.428	16:59:02.274
5 -	34.943	27.398	1:02.341 (2)	84.07	0.347	17:00:04.615
6 -	34.986	27.429	1:02.415 (3)	83.97	0.421	17:01:07.030
7 -	35.197	27.873	1:03.070	83.10	1.076	17:02:10.100
8 -	34.975	27.773	1:02.748	83.53	0.754	17:03:12.848

BMCRC - MRO Championships 2024 - Rnd 2 @ Pembrey

Reactive Parts MRO Powerbikes inc Clubman 1000 & MRO Retro 1000

RACE 16 - SECTOR ANALYSIS



SECTOR 1 = FL to I1, SECTOR 2 = I1 to FL, DIFF = Difference To Personal Best Lap, P = Crossed Finish Line in Pit Lane, D = Time Disallowed

P6		78 Ret_C		Jamie THOMAS		Suzuki GSXR 1000 - Team RubyRacing	
IDEAL LAP TIME : 1:03.182		BEST LAP TIME : 1:03.349		DIFFERENCE : 0.167			
LAP	SECTOR 1	SECTOR 2	LAP TIME	MPH	DIFF	TIME OF DAY	
1 -		28.813	1:10.864	73.96	7.515	16:55:56.624	
2 -	35.393	27.956	1:03.349 (1)	82.74		16:56:59.973	
3 -	35.404	28.333	1:03.737	82.23	0.388	16:58:03.710	
4 -	35.979	28.257	1:04.236	81.59	0.887	16:59:07.946	
5 -	35.410	28.095	1:03.505 (3)	82.53	0.156	17:00:11.451	
6 -	35.739	28.120	1:03.859	82.08	0.510	17:01:15.310	
7 -	35.514	27.872	1:03.386 (2)	82.69	0.037	17:02:18.696	
8 -	35.757	27.789	1:03.546	82.48	0.197	17:03:22.242	

P7		19 Ret_C		Tyler DONOVAN		- Tinder Corp	
IDEAL LAP TIME : 1:03.233		BEST LAP TIME : 1:03.453		DIFFERENCE : 0.220			
LAP	SECTOR 1	SECTOR 2	LAP TIME	MPH	DIFF	TIME OF DAY	
1 -		28.518	1:10.545	74.30	7.092	16:55:56.305	
2 -	35.910	27.987	1:03.897	82.03	0.444	16:57:00.202	
3 -	35.515	28.206	1:03.721 (3)	82.25	0.268	16:58:03.923	
4 -	36.173	28.007	1:04.180	81.67	0.727	16:59:08.103	
5 -	35.494	28.068	1:03.562 (2)	82.46	0.109	17:00:11.665	
6 -	35.697	28.120	1:03.817	82.13	0.364	17:01:15.482	
7 -	35.615	27.838	1:03.453 (1)	82.60		17:02:18.935	
8 -	36.235	27.739	1:03.974	81.93	0.521	17:03:22.909	

P8		184 Ret_N		David TWYFORD		Honda FIREBLADE SP - IMP Racing, MHP, Chris Cowan	
IDEAL LAP TIME : 1:03.332		BEST LAP TIME : 1:03.416		DIFFERENCE : 0.084			
LAP	SECTOR 1	SECTOR 2	LAP TIME	MPH	DIFF	TIME OF DAY	
1 -		28.469	1:11.137	73.68	7.721	16:55:56.897	
2 -	36.635	27.881	1:04.516	81.24	1.100	16:57:01.413	
3 -	36.012	28.438	1:04.450	81.32	1.034	16:58:05.863	
4 -	35.990	27.426	1:03.416 (1)	82.65		16:59:09.279	
5 -	35.906	27.970	1:03.876 (2)	82.05	0.460	17:00:13.155	
6 -	36.076	27.906	1:03.982 (3)	81.92	0.566	17:01:17.137	
7 -	36.115	27.987	1:04.102	81.76	0.686	17:02:21.239	
8 -	36.016	28.038	1:04.054	81.83	0.638	17:03:25.293	

P9		13 Ret_C		Daniel MERCER		Honda CBR1000RR - Merc&Co Racing	
IDEAL LAP TIME : 1:03.382		BEST LAP TIME : 1:03.705		DIFFERENCE : 0.323			
LAP	SECTOR 1	SECTOR 2	LAP TIME	MPH	DIFF	TIME OF DAY	
1 -		29.104	1:10.770	74.06	7.065	16:55:56.530	
2 -	37.284	28.546	1:05.830	79.62	2.125	16:57:02.360	
3 -	35.766	27.955	1:03.721 (2)	82.25	0.016	16:58:06.081	
4 -	35.932	27.863	1:03.795 (3)	82.16	0.090	16:59:09.876	
5 -	35.647	28.452	1:04.099	81.77	0.394	17:00:13.975	
6 -	35.970	27.735	1:03.705 (1)	82.27		17:01:17.680	
7 -	35.863	28.011	1:03.874	82.06	0.169	17:02:21.554	
8 -	35.972	27.868	1:03.840	82.10	0.135	17:03:25.394	

P10		123 C		James VINCER		Suzuki GSXR R - John Butcher Bros	
IDEAL LAP TIME : 1:03.505		BEST LAP TIME : 1:03.722		DIFFERENCE : 0.217			
LAP	SECTOR 1	SECTOR 2	LAP TIME	MPH	DIFF	TIME OF DAY	
1 -		28.649	1:09.820	75.07	6.098	16:55:55.580	
2 -	35.730	28.572	1:04.302 (2)	81.51	0.580	16:56:59.882	
3 -	35.155	28.567	1:03.722 (1)	82.25		16:58:03.604	
4 -	36.697	28.811	1:05.508	80.01	1.786	16:59:09.112	
5 -	35.770	28.745	1:04.515	81.24	0.793	17:00:13.627	
6 -	36.378	28.630	1:05.008	80.63	1.286	17:01:18.635	
7 -	35.731	28.603	1:04.334 (3)	81.47	0.612	17:02:22.969	
8 -	36.062	28.350	1:04.412	81.37	0.690	17:03:27.381	

BMCRC - MRO Championships 2024 - Rnd 2 @ Pembrey

Reactive Parts MRO Powerbikes inc Clubman 1000 & MRO Retro 1000

RACE 16 - SECTOR ANALYSIS



SECTOR 1 = FL to I1, SECTOR 2 = I1 to FL, DIFF = Difference To Personal Best Lap, P = Crossed Finish Line in Pit Lane, D = Time Disallowed

P11 46 C		Simon GATES		Yamaha YZF R1 - T.A Roden LTD / Canine Plus Hydro			
IDEAL LAP TIME : 1:04.194		BEST LAP TIME : 1:04.220		DIFFERENCE : 0.026			
LAP	SECTOR 1	SECTOR 2	LAP TIME	MPH	DIFF	TIME OF DAY	
1 -		28.626	1:11.559	73.24	7.339	16:55:57.319	
2 -	36.993	28.547	1:05.540	79.97	1.320	16:57:02.859	
3 -	36.033	28.435	1:04.468	81.30	0.248	16:58:07.327	
4 -	35.891	28.329	1:04.220 (1)	81.61		16:59:11.547	
5 -	36.118	28.454	1:04.572	81.17	0.352	17:00:16.119	
6 -	35.956	28.343	1:04.299 (2)	81.51	0.079	17:01:20.418	
7 -	36.291	28.576	1:04.867	80.80	0.647	17:02:25.285	
8 -	35.865	28.468	1:04.333 (3)	81.47	0.113	17:03:29.618	

P12 333		Andrew HOUGHTON		BMW S1000RR - Techoir			
IDEAL LAP TIME : 1:04.306		BEST LAP TIME : 1:04.306		DIFFERENCE : 0.000			
LAP	SECTOR 1	SECTOR 2	LAP TIME	MPH	DIFF	TIME OF DAY	
1 -		28.801	1:13.117	71.68	8.811	16:55:58.877	
2 -	36.557	28.348	1:04.905	80.75	0.599	16:57:03.782	
3 -	36.510	28.429	1:04.939	80.71	0.633	16:58:08.721	
4 -	36.323	28.323	1:04.646	81.08	0.340	16:59:13.367	
5 -	36.133	28.173	1:04.306 (1)	81.51		17:00:17.673	
6 -	36.290	28.250	1:04.540 (3)	81.21	0.234	17:01:22.213	
7 -	36.264	28.242	1:04.506 (2)	81.25	0.200	17:02:26.719	
8 -	36.553	28.450	1:05.003	80.63	0.697	17:03:31.722	

P13 116		Ade WALBRIDGE		Yamaha R1 - 3 Bridges Racing			
IDEAL LAP TIME : 1:04.205		BEST LAP TIME : 1:04.298		DIFFERENCE : 0.093			
LAP	SECTOR 1	SECTOR 2	LAP TIME	MPH	DIFF	TIME OF DAY	
1 -		28.994	1:13.563	71.25	9.265	16:55:59.323	
2 -	36.616	28.574	1:05.190	80.40	0.892	16:57:04.513	
3 -	36.375	28.282	1:04.657	81.06	0.359	16:58:09.170	
4 -	36.097	28.462	1:04.559 (2)	81.19	0.261	16:59:13.729	
5 -	35.923	28.375	1:04.298 (1)	81.52		17:00:18.027	
6 -	36.194	28.425	1:04.619	81.11	0.321	17:01:22.646	
7 -	36.059	28.534	1:04.593 (3)	81.14	0.295	17:02:27.239	
8 -	36.266	28.507	1:04.773	80.92	0.475	17:03:32.012	

P14 84 C		Martyn DELLOW		Suzuki GSXR1000 - Kirdford Shotblasting			
IDEAL LAP TIME : 1:05.320		BEST LAP TIME : 1:05.388		DIFFERENCE : 0.068			
LAP	SECTOR 1	SECTOR 2	LAP TIME	MPH	DIFF	TIME OF DAY	
1 -		28.746	1:12.926	71.87	7.538	16:55:58.686	
2 -	37.071	28.545	1:05.616 (2)	79.88	0.228	16:57:04.302	
3 -	36.882	28.849	1:05.731 (3)	79.74	0.343	16:58:10.033	
4 -	36.775	28.613	1:05.388 (1)	80.16		16:59:15.421	
5 -	37.261	28.962	1:06.223	79.15	0.835	17:00:21.644	
6 -	37.132	29.110	1:06.242	79.12	0.854	17:01:27.886	
7 -	37.461	29.562	1:07.023	78.20	1.635	17:02:34.909	
8 -	36.818	29.215	1:06.033	79.37	0.645	17:03:40.942	

P15 23 C		Jason PAES		Aprilia RSV4 - J&R Electrical Ltd			
IDEAL LAP TIME : 1:04.998		BEST LAP TIME : 1:05.032		DIFFERENCE : 0.034			
LAP	SECTOR 1	SECTOR 2	LAP TIME	MPH	DIFF	TIME OF DAY	
1 -		30.534	1:15.776	69.17	10.744	16:56:01.536	
2 -	35.790	29.242	1:05.032 (1)	80.60		16:57:06.568	
3 -	36.575	29.351	1:05.926	79.50	0.894	16:58:12.494	
4 -	36.634	29.465	1:06.099	79.29	1.067	16:59:18.593	
5 -	36.844	29.222	1:06.066	79.33	1.034	17:00:24.659	
6 -	36.349	29.257	1:05.606 (2)	79.89	0.574	17:01:30.265	
7 -	36.458	29.303	1:05.761	79.70	0.729	17:02:36.026	
8 -	36.451	29.208	1:05.659 (3)	79.83	0.627	17:03:41.685	

BMCRC - MRO Championships 2024 - Rnd 2 @ Pembrey

Reactive Parts MRO Powerbikes inc Clubman 1000 & MRO Retro 1000

RACE 16 - SECTOR ANALYSIS



SECTOR 1 = FL to I1, SECTOR 2 = I1 to FL, DIFF = Difference To Personal Best Lap, P = Crossed Finish Line in Pit Lane, D = Time Disallowed

P16		274	Ret_C	Stewart LATIMER	- Fat Bloke Racing RR		
IDEAL LAP TIME : 1:07.814		BEST LAP TIME : 1:08.334		DIFFERENCE : 0.520			
LAP	SECTOR 1	SECTOR 2	LAP TIME	MPH	DIFF	TIME OF DAY	
1 -		30.346	1:16.686	68.35	8.352	16:56:02.446	
2 -	38.422	29.912	1:08.334 (1)	76.70		16:57:10.780	
3 -	38.634	30.198	1:08.832 (3)	76.15	0.498	16:58:19.612	
4 -	38.903	30.040	1:08.943	76.02	0.609	16:59:28.555	
5 -	39.184	29.573	1:08.757 (2)	76.23	0.423	17:00:37.312	
6 -	40.202	29.392	1:09.594	75.31	1.260	17:01:46.906	
7 -	38.942	30.589	1:09.531	75.38	1.197	17:02:56.437	

P17		169	Ret_C	Cory SMITH	-		
IDEAL LAP TIME : 1:05.982		BEST LAP TIME : 1:05.983		DIFFERENCE : 0.001			
LAP	SECTOR 1	SECTOR 2	LAP TIME	MPH	DIFF	TIME OF DAY	
1 -		29.288	1:14.166	70.67	8.183	16:55:59.926	
2 -	36.902	29.081	1:05.983 (1)	79.43		16:57:05.909	
3 -	36.926	29.080	1:06.006 (2)	79.41	0.023	16:58:11.915	
4 -	36.963	29.210	1:06.173 (3)	79.21	0.190	16:59:18.088	

BMCRC - MRO Championships 2024 - Rnd 2 @ Pembrey

Reactive Parts MRO Powerbikes inc Clubman 1000 & MRO Retro 1000

RACE 16 - BEST SECTORS

SECTOR 1			SECTOR 2			IDEAL / BEST COMPARISON						
POS	NO	NAME	TIME	NO	NAME	TIME	POS	NO	NAME	IDEAL	BEST	DIFF
									PERFECT LAP	59.590		
1	26	WAINWRIGHT	33.457	26	WAINWRIGHT	26.133	1	26	WAINWRIGHT	59.590	59.590	0.000
2	99	BUTTERWORTH	33.776	99	BUTTERWORTH	26.716	2	99	BUTTERWORTH	1:00.492	1:00.644	0.152
3	65	BAKER	34.566	65	BAKER	26.848	3	65	BAKER	1:01.414	1:01.673	0.259
4	188	KRAWIECKI	34.775	152	MANTELL	27.076	4	152	MANTELL	1:01.923	1:01.994	0.071
5	152	MANTELL	34.847	188	KRAWIECKI	27.286	5	188	KRAWIECKI	1:02.061	1:02.107	0.046
6	123	VINCER	35.155	184	TWYFORD	27.426	6	78	THOMAS	1:03.182	1:03.349	0.167
7	78	THOMAS	35.393	13	MERCER	27.735	7	19	DONOVAN	1:03.233	1:03.453	0.220
8	19	DONOVAN	35.494	19	DONOVAN	27.739	8	184	TWYFORD	1:03.332	1:03.416	0.084
9	13	MERCER	35.647	78	THOMAS	27.789	9	13	MERCER	1:03.382	1:03.705	0.323
10	23	PAES	35.790	333	HOUGHTON	28.173	10	123	VINCER	1:03.505	1:03.722	0.217
11	46	GATES	35.865	116	WALBRIDGE	28.282	11	46	GATES	1:04.194	1:04.220	0.026
12	184	TWYFORD	35.906	46	GATES	28.329	12	116	WALBRIDGE	1:04.205	1:04.298	0.093
13	116	WALBRIDGE	35.923	123	VINCER	28.350	13	333	HOUGHTON	1:04.306	1:04.306	0.000
14	333	HOUGHTON	36.133	84	DELLOW	28.545	14	23	PAES	1:04.998	1:05.032	0.034
15	84	DELLOW	36.775	169	SMITH	29.080	15	84	DELLOW	1:05.320	1:05.388	0.068
16	169	SMITH	36.902	23	PAES	29.208	16	169	SMITH	1:05.982	1:05.983	0.001
17	274	LATIMER	38.422	274	LATIMER	29.392	17	274	LATIMER	1:07.814	1:08.334	0.520

BMCRC - MRO Championships 2024 - Rnd 2 @ Pembrey

Reactive Parts MRO Powerbikes inc Clubman 1000 & MRO Retro 1000

RACE 16 - STATISTICS

Competitors Started 17
Planned Start 2024-04-13 @ 17:00:00.000
Actual Start 2024-04-13 @ 16:54:45.759
Finish Time 2024-04-13 @ 17:02:53.860
Track Length 1.4560mi.
Total Laps 131
Total Distance Covered 190.7360mi.

Session Fastest Lap History

NO	CL	NAME	LAP TIME	TIME OF DAY	LAP	VEHICLE
26		Josh WAINWRIGHT	59.590	16:56:50.030	2	Honda CBR 1000

Session Leader History

NO	CL	NAME	FROM LAP	LAPS LED	DISTANCE	VEHICLE
26		Josh WAINWRIGHT	1	8	11.64 miles	Honda CBR 1000

Flag History

TYPE	TIME OF DAY
GREEN	16:54:45.759
FINISH	17:02:53.860

Flag Statistics

TYPE	COUNT	TOTAL LAPS	TOTAL TIME
Green	1	8	8:59.958
Red	0	0	0.000
Safety Car	0	0	0.000
FCY	0	0	0.000

BMCRC - MRO Championships 2024 - Rnd 2 @ Pembrey

Reactive Parts MRO Powerbikes inc Clubman 1000 & MRO Retro 1000

RACE 16 - STATISTICS

CLASS :

6 Starters

Fastest Lap History

NO	NAME	LAP TIME	TIME OF DAY	LAP	VEHICLE
26	Josh WAINWRIGHT	59.590	16:56:50.030	2	Honda CBR 1000

Leader History

NO	NAME	FROM LAP	LAPS LED	DISTANCE	VEHICLE
26	Josh WAINWRIGHT	1	8	11.64 miles	Honda CBR 1000

BMCRC - MRO Championships 2024 - Rnd 2 @ Pembrey

Reactive Parts MRO Powerbikes inc Clubman 1000 & MRO Retro 1000

RACE 16 - STATISTICS

CLASS : C

4 Starters

Fastest Lap History

NO	NAME	LAP TIME	TIME OF DAY	LAP	VEHICLE
123	James VINCER	1:04.302	16:56:59.909	2	Suzuki GSXR R
123	James VINCER	1:03.722	16:58:03.631	3	Suzuki GSXR R

Leader History

NO	NAME	FROM LAP	LAPS LED	DISTANCE	VEHICLE
123	James VINCER	1	8	11.64 miles	Suzuki GSXR R

BMCRC - MRO Championships 2024 - Rnd 2 @ Pembrey

Reactive Parts MRO Powerbikes inc Clubman 1000 & MRO Retro 1000

RACE 16 - STATISTICS

CLASS : Ret_C

6 Starters

Fastest Lap History

NO	NAME	LAP TIME	TIME OF DAY	LAP	VEHICLE
99	Steven BUTTERWORTH	1:00.837	16:56:52.378	2	Yamaha R1
99	Steven BUTTERWORTH	1:00.694	16:57:53.073	3	Yamaha R1
99	Steven BUTTERWORTH	1:00.644	16:58:53.717	4	Yamaha R1

Leader History

NO	NAME	FROM LAP	LAPS LED	DISTANCE	VEHICLE
99	Steven BUTTERWORTH	1	8	11.64 miles	Yamaha R1

BMCRC - MRO Championships 2024 - Rnd 2 @ Pembrey

Reactive Parts MRO Powerbikes inc Clubman 1000 & MRO Retro 1000

RACE 16 - STATISTICS

CLASS : Ret_N

1 Starters

Fastest Lap History

NO	NAME	LAP TIME	TIME OF DAY	LAP	VEHICLE
184	David TWYFORD	1:04.516	16:57:01.426	2	Honda FIREBLADE SP
184	David TWYFORD	1:04.450	16:58:05.875	3	Honda FIREBLADE SP
184	David TWYFORD	1:03.416	16:59:09.291	4	Honda FIREBLADE SP

Leader History

NO	NAME	FROM LAP	LAPS LED	DISTANCE	VEHICLE
184	David TWYFORD	1	8	11.64 miles	Honda FIREBLADE SP



BMCRC - MRO Championships 2024 - Rnd 2 @ Pembrey

Reactive Parts MRO Powerbikes inc Clubman 1000 & MRO Retro 1000

RACE 7 - GRID (12 Laps)

ROW 6	18	28	Paul Potchy WILLIAMS	1:08.334	17	274	Stewart LATIMER	1:05.983	16	169	Cory SMITH				
ROW 5				1:05.388	15	84	Martyn DELLOW	1:05.032	14	23	Jason PAES	1:04.306	13	333	Andrew HOUGHTON
ROW 4				1:04.298	12	116	Ade WALBRIDGE	1:04.220	11	46	Simon GATES	1:03.722	10	123	James VINCER
ROW 3				1:03.705	9	13	Daniel MERCER	1:03.453	8	19	Tyler DONOVAN	1:03.416	7	184	David TWYFORD
ROW 2				1:03.349	6	78	Jamie THOMAS	1:02.107	5	188	Dawid KRAWIECKI	1:01.994	4	152	Barry MANTELL
ROW 1				1:01.673	3	65	Peter BAKER	1:00.644	2	99	Steven BUTTERWORTH	59.590	1	26	Josh WAINWRIGHT
															Pole

These results are provisional until the conclusion of any judicial and technical matters.

Pembrey National: 1.4560 miles

Clerk Of Course:	Stewards:	Timekeeper:	<i>Craig Smith</i>	
------------------	-----------	-------------	--------------------	--

Results can be found at www.tsl-timing.com

Printed - 17:07 Saturday, 13 April 2024





BMCRC - MRO Championships 2024 - Rnd 2 @ Pembrey

Reactive Parts MRO Powerbikes inc Clubman 1000 & MRO Retro 1000

RACE 7 - CLASSIFICATION

Race Distance: 12 Laps / 17.47 miles

POS	NO	CL	PIC	NAME	ENTRY	LAPS	TIME	GAP	DIFF	MPH	BEST	ON	GRD	↑↓
1	26		1	Josh WAINWRIGHT	Honda CBR 1000 -	12	12:09.626			86.20	58.960	2	1	0
2	65		2	Peter BAKER	Kawasaki ZX10R - TJ & Peter Baker M/C. Dodfrey engineerir	12	12:21.583	11.957	11.957	84.81	1:00.689	2	3	1
3	99	Ret_C	1	Steven BUTTERWORTH	Yamaha R1 -	12	12:22.075	12.449	0.492	84.76	1:00.476	12	2	-1
4	28		3	Paul Potchy WILLIAMS	-	12	12:40.713	31.087	18.638	82.68	1:01.431	7	18	14
5	152		4	Barry MANTELL	Kawaskai ZX10R - Swedish car connection	12	12:48.800	39.174	8.087	81.81	1:02.826	8	4	-1
6	188		5	Dawid KRAWIECKI	Yamaha R1 - Code Blue LTD & D A East Electrical	12	12:54.628	45.002	5.828	81.19	1:03.362	7	5	-1
7	13	Ret_C	2	Daniel MERCER	Honda CBR1000RR - Merc&Co Racing	12	12:55.111	45.485	0.483	81.14	1:03.262	4	9	2
8	19	Ret_C	3	Tyler DONOVAN	- Tinder Corp	12	12:55.643	46.017	0.532	81.09	1:03.272	2	8	0
9	123	C	1	James VINCER	Suzuki GSXR R - John Butcher Bros	12	12:56.570	46.944	0.927	80.99	1:03.875	10	10	1
10	116		6	Ade WALBRIDGE	Yamaha R1 - 3 Bridges Racing	12	12:56.691	47.065	0.121	80.98	1:03.405	7	12	2
11	46	C	2	Simon GATES	Yamaha YZF R1 - T.A Roden LTD / Canine Plus Hydro	12	12:59.243	49.617	2.552	80.71	1:03.842	6	11	0
12	78	Ret_C	4	Jamie THOMAS	Suzuki GSXR 1000 - Team RubyRacing	12	13:02.767	53.141	3.524	80.35	1:03.994	4	6	-6
13	84	C	3	Martyn DELLOW	Suzuki GSXR1000 - Kirdford Shotblasting	12	13:12.790	1:03.164	10.023	79.33	1:04.466	4	15	2
14	23	C	4	Jason PAES	Aprilia RSV4 - J&R Electrical Ltd	12	13:13.049	1:03.423	0.259	79.31	1:04.458	2	14	0
15	274	Ret_C	5	Stewart LATIMER	- Fat Bloke Racing RR	11	13:04.730	1 Lap	1 Lap	73.47	1:08.676	11	17	2

NOT CLASSIFIED

DNF	333			Andrew HOUGHTON	BMW S1000RR - Techoir	6	6:46.141	6 Laps	5 Laps	77.43	1:05.934	6	13	
DNF	184	Ret_N		David TWYFORD	Honda FIREBLADE SP - IMP Racing, MHP, Chris Cowan	4	4:59.116	8 Laps	2 Laps	70.09	1:05.034	3	7	

FASTEST LAP

26				Josh WAINWRIGHT	Honda CBR 1000 -	2	58.960			88.90 mph	143.07 kph			
99	Ret_C			Steven BUTTERWORTH	Yamaha R1 -	12	1:00.476			86.67 mph	139.48 kph			
46	C			Simon GATES	Yamaha YZF R1 - T.A Roden LTD / Canine Plus Hydro	6	1:03.842			82.10 mph	132.13 kph			
184	Ret_N			David TWYFORD	Honda FIREBLADE SP - IMP Racing, MHP, Chris Cowan	3	1:05.034			80.59 mph	129.70 kph			

Comments:

Class - 92.5% of Race Speed = 79.73 mph
 Class Ret_C - 92.5% of Race Speed = 78.40 mph
 Class C - 92.5% of Race Speed = 74.91 mph

Weather / Track : Sunny / Dry

These results are provisional until the conclusion of any judicial and technical matters.

Date: 14/04/2024 Start: 11:25 Finish: 11:38

Pembrey National: 1.4560 miles

Clerk Of Course:

Stewards:

Timekeeper:

Craig Smith



Results can be found at www.tsl-timing.com

Printed - 11:44 Sunday, 14 April 2024



BMCRC - MRO Championships 2024 - Rnd 2 @ Pembrey

Reactive Parts MRO Powerbikes inc Clubman 1000 & MRO Retro 1000

RACE 7 - LAP CHART

LAP 1 @ 11:27:04.721

NO	BEHIND	LAP TIME
26		1:04.848
99	1.046	1:05.894
65	1.447	1:06.295
188	3.015	1:07.863
123	4.170	1:09.018
19	4.360	1:09.208
152	4.866	1:09.714
46	5.622	1:10.470
13	6.294	1:11.142
184	6.421	1:11.269
78	6.800	1:11.648
116	7.144	1:11.992
28	7.245	1:12.093
84	7.709	1:12.557
23	8.864	1:13.712
333	10.234	1:15.082
274	13.432	1:18.280

LAP 2 @ 11:28:03.681

NO	BEHIND	LAP TIME
26		58.960
99	2.869	1:00.783
65	3.176	1:00.689
188	8.362	1:04.307
19	8.672	1:03.272
123	9.625	1:04.415
152	9.725	1:03.819
46	12.001	1:05.339
13	12.066	1:04.732
78	12.234	1:04.394
28	12.301	1:04.016
116	13.398	1:05.214
184	13.963	1:06.502
84	14.038	1:05.289
23	14.362	1:04.458
333	17.737	1:06.463
274	26.315	1:11.843

LAP 3 @ 11:29:03.478

NO	BEHIND	LAP TIME
26		59.797
65	4.281	1:00.902
99	9.962	1:06.890
188	12.077	1:03.512
19	12.318	1:03.443
152	13.157	1:03.229
123	13.950	1:04.122
28	15.032	1:02.528
13	16.132	1:03.863
78	17.105	1:04.668
116	17.363	1:03.762
46	18.236	1:06.032
84	19.123	1:04.882
184	19.200	1:05.034
23	20.077	1:05.512
333	24.055	1:06.115
274	36.539	1:10.021

LAP 4 @ 11:30:04.275

NO	BEHIND	LAP TIME
26		1:00.797

65	5.470	1:01.986
99	10.619	1:01.454
188	15.381	1:04.101
19	15.546	1:04.025
152	15.817	1:03.457
123	17.944	1:04.791
28	18.007	1:03.772
13	18.597	1:03.262
78	20.302	1:03.994
116	20.620	1:04.054
46	21.413	1:03.974
84	22.792	1:04.466
23	25.131	1:05.851
333	29.344	1:06.086
274	46.195	1:10.453
184	54.714	1:36.311 P

LAP 5 @ 11:31:04.669

NO	BEHIND	LAP TIME
26		1:00.394
65	6.744	1:01.668
99	11.330	1:01.105
19	19.509	1:04.357
188	19.884	1:04.897
152	20.005	1:04.582
28	20.145	1:02.532
123	22.028	1:04.478
13	22.397	1:04.194
78	23.991	1:04.083
116	24.221	1:03.995
46	25.624	1:04.605
84	27.086	1:04.688
23	30.081	1:05.344
333	35.411	1:06.461
274	57.051	1:11.250

LAP 6 @ 11:32:04.921

NO	BEHIND	LAP TIME
26		1:00.252
65	7.817	1:01.325
99	12.802	1:01.724
19	23.295	1:04.038
28	23.368	1:03.475
152	23.375	1:03.622
188	24.963	1:05.331
123	26.482	1:04.706
13	26.737	1:04.592
78	27.772	1:04.033
116	27.984	1:04.015
46	29.214	1:03.842
84	32.344	1:05.510
23	35.020	1:05.191
333	41.093	1:05.934

LAP 7 @ 11:33:05.033

NO	BEHIND	LAP TIME
26		1:00.112
274	1 Lap	1:09.438
65	9.019	1:01.314
99	13.555	1:00.865
28	24.687	1:01.431
19	27.337	1:04.154
152	27.369	1:04.106
188	28.213	1:03.362

123	30.265	1:03.895
13	30.450	1:03.825
116	31.277	1:03.405
78	32.119	1:04.459
46	33.167	1:04.065
84	37.846	1:05.614
23	39.668	1:04.760

LAP 8 @ 11:34:05.613

NO	BEHIND	LAP TIME
26		1:00.580
65	9.949	1:01.510
99	13.982	1:01.007
274	1 Lap	1:13.682
28	25.873	1:01.766
152	29.615	1:02.826
19	31.353	1:04.596
188	31.805	1:04.172
123	33.818	1:04.133
13	34.060	1:04.190
116	34.193	1:03.496
78	36.216	1:04.677
46	36.603	1:04.016
84	44.233	1:06.967
23	44.631	1:05.543

LAP 9 @ 11:35:06.026

NO	BEHIND	LAP TIME
26		1:00.413
65	11.186	1:01.650
99	14.231	1:00.662
28	27.371	1:01.911
274	1 Lap	1:10.554
152	32.545	1:03.343
19	35.576	1:04.636
188	35.909	1:04.517
123	37.313	1:03.908
13	37.618	1:03.971
116	37.826	1:04.046
78	40.443	1:04.640
46	40.523	1:04.333
84	50.122	1:06.302
23	50.240	1:06.022

LAP 10 @ 11:36:06.488

NO	BEHIND	LAP TIME
26		1:00.462
65	12.740	1:02.016
99	14.374	1:00.605
28	28.880	1:01.971
152	35.699	1:03.616
274	1 Lap	1:10.019
19	39.786	1:04.672
188	40.164	1:04.717
123	40.726	1:03.875
13	40.911	1:03.755
116	41.139	1:03.775
46	44.319	1:04.258
78	45.779	1:05.798
23	54.751	1:04.973
84	54.979	1:05.319

LAP 11 @ 11:37:06.409

NO	BEHIND	LAP TIME
26		59.921
65	13.955	1:01.136
99	15.063	1:00.610
28	31.499	1:02.540
152	38.926	1:03.148
19	44.421	1:04.556
188	44.534	1:04.291
13	44.926	1:03.936
123	45.925	1:05.120
116	46.072	1:04.854
46	48.850	1:04.452
274	1 Lap	1:10.514
78	50.612	1:04.754
84	1:00.728	1:05.670
23	1:01.039	1:06.209

LAP 12 @ 11:38:09.499

NO	BEHIND	LAP TIME
26		1:03.090
65	11.957	1:01.092
99	12.449	1:00.476
28	31.087	1:02.678
152	39.174	1:03.338
188	45.002	1:03.558
13	45.485	1:03.649
19	46.017	1:04.686
123	46.944	1:04.109
116	47.065	1:04.083
46	49.617	1:03.857
78	53.141	1:05.619
274	1 Lap	1:08.676
84	1:03.164	1:05.526
23	1:03.423	1:05.474

BMCRC - MRO Championships 2024 - Rnd 2 @ Pembrey

Reactive Parts MRO Powerbikes inc Clubman 1000 & MRO Retro 1000

RACE 7 - POSITION CHART

No	Name	Lap Pos	Lap													
			1	2	3	4	5	6	7	8	9	10	11	12		
26	WAINWRIGHT	1	26	26	26	26	26	26	26	26	26	26	26	26	26	26
99	BUTTERWORTH	2	99	99	65	65	65	65	65	65	65	65	65	65	65	65
65	BAKER	3	65	65	99	99	99	99	99	99	99	99	99	99	99	99
152	MANTELL	4	188	188	188	188	19	19	28	28	28	28	28	28	28	28
188	KRAWIECKI	5	123	19	19	19	188	28	19	152	152	152	152	152	152	152
78	THOMAS	6	19	123	152	152	152	152	19	19	19	19	19	19	19	188
184	TWYFORD	7	152	152	123	123	28	188	188	188	188	188	188	188	188	13
19	DONOVAN	8	46	46	28	28	123	123	123	123	123	123	13	13	19	19
13	MERCER	9	13	13	13	13	13	13	13	13	13	13	13	123	123	123
123	VINCER	10	184	78	78	78	78	78	116	116	116	116	116	116	116	116
46	GATES	11	78	28	116	116	116	116	78	78	78	46	46	46	46	46
116	WALBRIDGE	12	116	116	46	46	46	46	46	46	46	46	78	78	78	78
333	HOUGHTON	13	28	184	84	84	84	84	84	84	84	84	23	84	84	84
23	PAES	14	84	84	184	23	23	23	23	23	23	23	84	23	23	23
84	DELLOW	15	23	23	23	333	333	333	274	274	274	274	274	274	274	274
274	LATIMER	16	333	333	333	274	274	274								
28	WILLIAMS	17	274	274	274	184										

BMCRC - MRO Championships 2024 - Rnd 2 @ Pembrey

Reactive Parts MRO Powerbikes inc Clubman 1000 & MRO Retro 1000

RACE 7 - SECTOR ANALYSIS



SECTOR 1 = FL to I1, SECTOR 2 = I1 to FL, DIFF = Difference To Personal Best Lap, P = Crossed Finish Line in Pit Lane, D = Time Disallowed

P1 26		Josh WAINWRIGHT		Honda CBR 1000 -		
IDEAL LAP TIME : 58.960		BEST LAP TIME : 58.960		DIFFERENCE : 0.000		
LAP	SECTOR 1	SECTOR 2	LAP TIME	MPH	DIFF	TIME OF DAY
1 -		26.504	1:04.848	80.82	5.888	11:27:04.721
2 -	33.147	25.813	58.960 (1)	88.90		11:28:03.681
3 -	33.508	26.289	59.797 (2)	87.65	0.837	11:29:03.478
4 -	33.973	26.824	1:00.797	86.21	1.837	11:30:04.275
5 -	34.041	26.353	1:00.394	86.79	1.434	11:31:04.669
6 -	33.797	26.455	1:00.252	86.99	1.292	11:32:04.921
7 -	33.910	26.202	1:00.112	87.19	1.152	11:33:05.033
8 -	33.794	26.786	1:00.580	86.52	1.620	11:34:05.613
9 -	33.796	26.617	1:00.413	86.76	1.453	11:35:06.026
10 -	33.915	26.547	1:00.462	86.69	1.502	11:36:06.488
11 -	33.585	26.336	59.921 (3)	87.47	0.961	11:37:06.409
12 -	33.958	29.132	1:03.090	83.08	4.130	11:38:09.499

P2 65		Peter BAKER		Kawasaki ZX10R - TJ & Peter Baker M/C. Dodfrey engineering		
IDEAL LAP TIME : 1:00.524		BEST LAP TIME : 1:00.689		DIFFERENCE : 0.165		
LAP	SECTOR 1	SECTOR 2	LAP TIME	MPH	DIFF	TIME OF DAY
1 -		26.950	1:06.295	79.06	5.606	11:27:06.168
2 -	34.038	26.651	1:00.689 (1)	86.36		11:28:06.857
3 -	34.110	26.792	1:00.902 (2)	86.06	0.213	11:29:07.759
4 -	33.873	28.113	1:01.986	84.56	1.297	11:30:09.745
5 -	34.833	26.835	1:01.668	84.99	0.979	11:31:11.413
6 -	34.281	27.044	1:01.325	85.47	0.636	11:32:12.738
7 -	34.239	27.075	1:01.314	85.48	0.625	11:33:14.052
8 -	34.223	27.287	1:01.510	85.21	0.821	11:34:15.562
9 -	34.426	27.224	1:01.650	85.02	0.961	11:35:17.212
10 -	34.738	27.278	1:02.016	84.52	1.327	11:36:19.228
11 -	34.040	27.096	1:01.136	85.73	0.447	11:37:20.364
12 -	34.229	26.863	1:01.092 (3)	85.79	0.403	11:38:21.456

P3 99 Ret_C		Steven BUTTERWORTH		Yamaha R1 -		
IDEAL LAP TIME : 1:00.322		BEST LAP TIME : 1:00.476		DIFFERENCE : 0.154		
LAP	SECTOR 1	SECTOR 2	LAP TIME	MPH	DIFF	TIME OF DAY
1 -		27.160	1:05.894	79.54	5.418	11:27:05.767
2 -	33.829	26.954	1:00.783	86.23	0.307	11:28:06.550
3 -	34.406	32.484	1:06.890	78.36	6.414	11:29:13.440
4 -	34.365	27.089	1:01.454	85.29	0.978	11:30:14.894
5 -	33.998	27.107	1:01.105	85.78	0.629	11:31:15.999
6 -	34.381	27.343	1:01.724	84.91	1.248	11:32:17.723
7 -	33.774	27.091	1:00.865	86.11	0.389	11:33:18.588
8 -	33.786	27.221	1:01.007	85.91	0.531	11:34:19.595
9 -	33.771	26.891	1:00.662	86.40	0.186	11:35:20.257
10 -	33.647	26.958	1:00.605 (2)	86.48	0.129	11:36:20.862
11 -	33.935	26.675	1:00.610 (3)	86.48	0.134	11:37:21.472
12 -	33.719	26.757	1:00.476 (1)	86.67		11:38:21.948

BMCRC - MRO Championships 2024 - Rnd 2 @ Pembrey

Reactive Parts MRO Powerbikes inc Clubman 1000 & MRO Retro 1000

RACE 7 - SECTOR ANALYSIS



SECTOR 1 = FL to I1, SECTOR 2 = I1 to FL, DIFF = Difference To Personal Best Lap, P = Crossed Finish Line in Pit Lane, D = Time Disallowed

P4 28		Paul Potchy WILLIAMS		-		
IDEAL LAP TIME : 1:01.277		BEST LAP TIME : 1:01.431		DIFFERENCE : 0.154		
LAP	SECTOR 1	SECTOR 2	LAP TIME	MPH	DIFF	TIME OF DAY
1 -		28.371	1:12.093	72.70	10.662	11:27:11.966
2 -	35.816	28.200	1:04.016	81.87	2.585	11:28:15.982
3 -	35.009	27.519	1:02.528	83.82	1.097	11:29:18.510
4 -	35.053	28.719	1:03.772	82.19	2.341	11:30:22.282
5 -	34.511	28.021	1:02.532	83.82	1.101	11:31:24.814
6 -	35.697	27.778	1:03.475	82.57	2.044	11:32:28.289
7 -	34.356	27.075	1:01.431 (1)	85.32		11:33:29.720
8 -	34.202	27.564	1:01.766 (2)	84.86	0.335	11:34:31.486
9 -	34.235	27.676	1:01.911 (3)	84.66	0.480	11:35:33.397
10 -	34.574	27.397	1:01.971	84.58	0.540	11:36:35.368
11 -	35.115	27.425	1:02.540	83.81	1.109	11:37:37.908
12 -	35.028	27.650	1:02.678	83.62	1.247	11:38:40.586

P5 152		Barry MANTELL		Kawaskai ZX10R - Swedish car connection		
IDEAL LAP TIME : 1:02.528		BEST LAP TIME : 1:02.826		DIFFERENCE : 0.298		
LAP	SECTOR 1	SECTOR 2	LAP TIME	MPH	DIFF	TIME OF DAY
1 -		27.656	1:09.714	75.18	6.888	11:27:09.587
2 -	35.248	28.571	1:03.819	82.13	0.993	11:28:13.406
3 -	35.578	27.651	1:03.229 (3)	82.89	0.403	11:29:16.635
4 -	35.014	28.443	1:03.457	82.60	0.631	11:30:20.092
5 -	36.249	28.333	1:04.582	81.16	1.756	11:31:24.674
6 -	35.530	28.092	1:03.622	82.38	0.796	11:32:28.296
7 -	36.127	27.979	1:04.106	81.76	1.280	11:33:32.402
8 -	35.164	27.662	1:02.826 (1)	83.43		11:34:35.228
9 -	35.695	27.648	1:03.343	82.74	0.517	11:35:38.571
10 -	35.930	27.686	1:03.616	82.39	0.790	11:36:42.187
11 -	35.634	27.514	1:03.148 (2)	83.00	0.322	11:37:45.335
12 -	35.654	27.684	1:03.338	82.75	0.512	11:38:48.673

P6 188		Dawid KRAWIECKI		Yamaha R1 - Code Blue LTD & D A East Electrical		
IDEAL LAP TIME : 1:02.976		BEST LAP TIME : 1:03.362		DIFFERENCE : 0.386		
LAP	SECTOR 1	SECTOR 2	LAP TIME	MPH	DIFF	TIME OF DAY
1 -		27.906	1:07.863	77.23	4.501	11:27:07.736
2 -	35.694	28.613	1:04.307	81.50	0.945	11:28:12.043
3 -	35.528	27.984	1:03.512 (2)	82.52	0.150	11:29:15.555
4 -	35.137	28.964	1:04.101	81.77	0.739	11:30:19.656
5 -	36.266	28.631	1:04.897	80.76	1.535	11:31:24.553
6 -	37.094	28.237	1:05.331	80.23	1.969	11:32:29.884
7 -	35.428	27.934	1:03.362 (1)	82.72		11:33:33.246
8 -	35.701	28.471	1:04.172	81.68	0.810	11:34:37.418
9 -	36.652	27.865	1:04.517	81.24	1.155	11:35:41.935
10 -	36.601	28.116	1:04.717	80.99	1.355	11:36:46.652
11 -	36.452	27.839	1:04.291	81.52	0.929	11:37:50.943
12 -	35.663	27.895	1:03.558 (3)	82.46	0.196	11:38:54.501

BMCRC - MRO Championships 2024 - Rnd 2 @ Pembrey

Reactive Parts MRO Powerbikes inc Clubman 1000 & MRO Retro 1000

RACE 7 - SECTOR ANALYSIS



SECTOR 1 = FL to I1, SECTOR 2 = I1 to FL, DIFF = Difference To Personal Best Lap, P = Crossed Finish Line in Pit Lane, D = Time Disallowed

P7 13 Ret_C Daniel MERCER			Honda CBR1000RR - Merc&Co Racing			
IDEAL LAP TIME : 1:03.236		BEST LAP TIME : 1:03.262		DIFFERENCE : 0.026		
LAP	SECTOR 1	SECTOR 2	LAP TIME	MPH	DIFF	TIME OF DAY
1 -		28.653	1:11.142	73.67	7.880	11:27:11.015
2 -	35.520	29.212	1:04.732	80.97	1.470	11:28:15.747
3 -	35.818	28.045	1:03.863	82.07	0.601	11:29:19.610
4 -	35.255	28.007	1:03.262 (1)	82.85		11:30:22.872
5 -	35.229	28.965	1:04.194	81.65	0.932	11:31:27.066
6 -	35.774	28.818	1:04.592	81.14	1.330	11:32:31.658
7 -	35.285	28.540	1:03.825	82.12	0.563	11:33:35.483
8 -	35.537	28.653	1:04.190	81.65	0.928	11:34:39.673
9 -	35.867	28.104	1:03.971	81.93	0.709	11:35:43.644
10 -	35.433	28.322	1:03.755 (3)	82.21	0.493	11:36:47.399
11 -	35.902	28.034	1:03.936	81.98	0.674	11:37:51.335
12 -	35.483	28.166	1:03.649 (2)	82.35	0.387	11:38:54.984

P8 19 Ret_C Tyler DONOVAN			- Tinder Corp			
IDEAL LAP TIME : 1:03.012		BEST LAP TIME : 1:03.272		DIFFERENCE : 0.260		
LAP	SECTOR 1	SECTOR 2	LAP TIME	MPH	DIFF	TIME OF DAY
1 -		28.004	1:09.208	75.73	5.936	11:27:09.081
2 -	35.631	27.641	1:03.272 (1)	82.84		11:28:12.353
3 -	35.371	28.072	1:03.443 (2)	82.61	0.171	11:29:15.796
4 -	35.585	28.440	1:04.025 (3)	81.86	0.753	11:30:19.821
5 -	36.205	28.152	1:04.357	81.44	1.085	11:31:24.178
6 -	35.552	28.486	1:04.038	81.85	0.766	11:32:28.216
7 -	35.818	28.336	1:04.154	81.70	0.882	11:33:32.370
8 -	36.210	28.386	1:04.596	81.14	1.324	11:34:36.966
9 -	36.402	28.234	1:04.636	81.09	1.364	11:35:41.602
10 -	36.297	28.375	1:04.672	81.04	1.400	11:36:46.274
11 -	36.350	28.206	1:04.556	81.19	1.284	11:37:50.830
12 -	36.604	28.082	1:04.686	81.03	1.414	11:38:55.516

P9 123 C James VINCER			Suzuki GSXR R - John Butcher Bros			
IDEAL LAP TIME : 1:03.485		BEST LAP TIME : 1:03.875		DIFFERENCE : 0.390		
LAP	SECTOR 1	SECTOR 2	LAP TIME	MPH	DIFF	TIME OF DAY
1 -		28.304	1:09.018	75.94	5.143	11:27:08.891
2 -	35.680	28.735	1:04.415	81.37	0.540	11:28:13.306
3 -	35.614	28.508	1:04.122	81.74	0.247	11:29:17.428
4 -	35.986	28.805	1:04.791	80.90	0.916	11:30:22.219
5 -	35.717	28.761	1:04.478	81.29	0.603	11:31:26.697
6 -	36.043	28.663	1:04.706	81.00	0.831	11:32:31.403
7 -	35.216	28.679	1:03.895 (2)	82.03	0.020	11:33:35.298
8 -	35.462	28.671	1:04.133	81.73	0.258	11:34:39.431
9 -	35.398	28.510	1:03.908 (3)	82.01	0.033	11:35:43.339
10 -	35.600	28.275	1:03.875 (1)	82.06		11:36:47.214
11 -	36.851	28.269	1:05.120	80.49	1.245	11:37:52.334
12 -	35.662	28.447	1:04.109	81.76	0.234	11:38:56.443

BMCRC - MRO Championships 2024 - Rnd 2 @ Pembrey

Reactive Parts MRO Powerbikes inc Clubman 1000 & MRO Retro 1000

RACE 7 - SECTOR ANALYSIS



SECTOR 1 = FL to I1, SECTOR 2 = I1 to FL, DIFF = Difference To Personal Best Lap, P = Crossed Finish Line in Pit Lane, D = Time Disallowed

P10 116 Ade WALBRIDGE		Yamaha R1 - 3 Bridges Racing				
IDEAL LAP TIME : 1:03.322		BEST LAP TIME : 1:03.405		DIFFERENCE : 0.083		
LAP	SECTOR 1	SECTOR 2	LAP TIME	MPH	DIFF	TIME OF DAY
1 -		28.563	1:11.992	72.80	8.587	11:27:11.865
2 -	36.515	28.699	1:05.214	80.37	1.809	11:28:17.079
3 -	35.810	27.952	1:03.762 (3)	82.20	0.357	11:29:20.841
4 -	35.656	28.398	1:04.054	81.83	0.649	11:30:24.895
5 -	35.830	28.165	1:03.995	81.90	0.590	11:31:28.890
6 -	35.819	28.196	1:04.015	81.88	0.610	11:32:32.905
7 -	35.548	27.857	1:03.405 (1)	82.66		11:33:36.310
8 -	35.520	27.976	1:03.496 (2)	82.55	0.091	11:34:39.806
9 -	36.102	27.944	1:04.046	81.84	0.641	11:35:43.852
10 -	35.465	28.310	1:03.775	82.18	0.370	11:36:47.627
11 -	36.693	28.161	1:04.854	80.82	1.449	11:37:52.481
12 -	35.764	28.319	1:04.083	81.79	0.678	11:38:56.564

P11 46 C Simon GATES		Yamaha YZF R1 - T.A Roden LTD / Canine Plus Hydro				
IDEAL LAP TIME : 1:03.646		BEST LAP TIME : 1:03.842		DIFFERENCE : 0.196		
LAP	SECTOR 1	SECTOR 2	LAP TIME	MPH	DIFF	TIME OF DAY
1 -		28.530	1:10.470	74.38	6.628	11:27:10.343
2 -	35.938	29.401	1:05.339	80.22	1.497	11:28:15.682
3 -	37.404	28.628	1:06.032	79.37	2.190	11:29:21.714
4 -	35.856	28.118	1:03.974 (3)	81.93	0.132	11:30:25.688
5 -	35.921	28.684	1:04.605	81.13	0.763	11:31:30.293
6 -	35.528	28.314	1:03.842 (1)	82.10		11:32:34.135
7 -	35.780	28.285	1:04.065	81.81	0.223	11:33:38.200
8 -	35.681	28.335	1:04.016	81.87	0.174	11:34:42.216
9 -	35.966	28.367	1:04.333	81.47	0.491	11:35:46.549
10 -	35.698	28.560	1:04.258	81.57	0.416	11:36:50.807
11 -	35.622	28.830	1:04.452	81.32	0.610	11:37:55.259
12 -	35.579	28.278	1:03.857 (2)	82.08	0.015	11:38:59.116

P12 78 Ret_C Jamie THOMAS		Suzuki GSXR 1000 - Team RubyRacing				
IDEAL LAP TIME : 1:03.690		BEST LAP TIME : 1:03.994		DIFFERENCE : 0.304		
LAP	SECTOR 1	SECTOR 2	LAP TIME	MPH	DIFF	TIME OF DAY
1 -		28.421	1:11.648	73.15	7.654	11:27:11.521
2 -	35.913	28.481	1:04.394	81.39	0.400	11:28:15.915
3 -	36.739	27.929	1:04.668	81.05	0.674	11:29:20.583
4 -	35.761	28.233	1:03.994 (1)	81.90		11:30:24.577
5 -	35.955	28.128	1:04.083 (3)	81.79	0.089	11:31:28.660
6 -	35.828	28.205	1:04.033 (2)	81.85	0.039	11:32:32.693
7 -	36.018	28.441	1:04.459	81.31	0.465	11:33:37.152
8 -	36.283	28.394	1:04.677	81.04	0.683	11:34:41.829
9 -	36.084	28.556	1:04.640	81.08	0.646	11:35:46.469
10 -	36.897	28.901	1:05.798	79.66	1.804	11:36:52.267
11 -	36.076	28.678	1:04.754	80.94	0.760	11:37:57.021
12 -	36.913	28.706	1:05.619	79.87	1.625	11:39:02.640

BMCRC - MRO Championships 2024 - Rnd 2 @ Pembrey

Reactive Parts MRO Powerbikes inc Clubman 1000 & MRO Retro 1000

RACE 7 - SECTOR ANALYSIS



SECTOR 1 = FL to I1, SECTOR 2 = I1 to FL, DIFF = Difference To Personal Best Lap, P = Crossed Finish Line in Pit Lane, D = Time Disallowed

P13 84 C		Martyn DELLOW		Suzuki GSXR1000 - Kirdford Shotblasting		
IDEAL LAP TIME : 1:04.451		BEST LAP TIME : 1:04.466		DIFFERENCE : 0.015		
LAP	SECTOR 1	SECTOR 2	LAP TIME	MPH	DIFF	TIME OF DAY
1 -		28.499	1:12.557	72.24	8.091	11:27:12.430
2 -	36.516	28.773	1:05.289	80.28	0.823	11:28:17.719
3 -	36.558	28.324	1:04.882 (3)	80.78	0.416	11:29:22.601
4 -	36.127	28.339	1:04.466 (1)	81.30		11:30:27.067
5 -	36.163	28.525	1:04.688 (2)	81.02	0.222	11:31:31.755
6 -	36.538	28.972	1:05.510	80.01	1.044	11:32:37.265
7 -	36.543	29.071	1:05.614	79.88	1.148	11:33:42.879
8 -	37.769	29.198	1:06.967	78.27	2.501	11:34:49.846
9 -	37.222	29.080	1:06.302	79.05	1.836	11:35:56.148
10 -	36.450	28.869	1:05.319	80.24	0.853	11:37:01.467
11 -	36.666	29.004	1:05.670	79.81	1.204	11:38:07.137
12 -	36.964	28.562	1:05.526	79.99	1.060	11:39:12.663

P14 23 C		Jason PAES		Aprilia RSV4 - J&R Electrical Ltd		
IDEAL LAP TIME : 1:04.399		BEST LAP TIME : 1:04.458		DIFFERENCE : 0.059		
LAP	SECTOR 1	SECTOR 2	LAP TIME	MPH	DIFF	TIME OF DAY
1 -		29.279	1:13.712	71.10	9.254	11:27:13.585
2 -	35.806	28.652	1:04.458 (1)	81.31		11:28:18.043
3 -	36.919	28.593	1:05.512	80.00	1.054	11:29:23.555
4 -	36.213	29.638	1:05.851	79.59	1.393	11:30:29.406
5 -	36.278	29.066	1:05.344	80.21	0.886	11:31:34.750
6 -	35.956	29.235	1:05.191	80.40	0.733	11:32:39.941
7 -	35.977	28.783	1:04.760 (2)	80.93	0.302	11:33:44.701
8 -	36.236	29.307	1:05.543	79.97	1.085	11:34:50.244
9 -	37.040	28.982	1:06.022	79.39	1.564	11:35:56.266
10 -	35.979	28.994	1:04.973 (3)	80.67	0.515	11:37:01.239
11 -	37.143	29.066	1:06.209	79.16	1.751	11:38:07.448
12 -	36.852	28.622	1:05.474	80.05	1.016	11:39:12.922

P15 274 Ret_C		Stewart LATIMER		- Fat Bloke Racing RR		
IDEAL LAP TIME : 1:08.676		BEST LAP TIME : 1:08.676		DIFFERENCE : 0.000		
LAP	SECTOR 1	SECTOR 2	LAP TIME	MPH	DIFF	TIME OF DAY
1 -		31.977	1:18.280	66.95	9.604	11:27:18.153
2 -	40.785	31.058	1:11.843	72.95	3.167	11:28:29.996
3 -	39.588	30.433	1:10.021	74.85	1.345	11:29:40.017
4 -	39.577	30.876	1:10.453	74.39	1.777	11:30:50.470
5 -	39.998	31.252	1:11.250	73.56	2.574	11:32:01.720
6 -	38.821	30.617	1:09.438 (2)	75.48	0.762	11:33:11.158
7 -	41.834	31.848	1:13.682	71.13	5.006	11:34:24.840
8 -	39.732	30.822	1:10.554	74.29	1.878	11:35:35.394
9 -	39.021	30.998	1:10.019 (3)	74.85	1.343	11:36:45.413
10 -	39.678	30.836	1:10.514	74.33	1.838	11:37:55.927
11 -	38.408	30.268	1:08.676 (1)	76.32		11:39:04.603

P16 333		Andrew HOUGHTON		BMW S1000RR - Techoir		
IDEAL LAP TIME : 1:05.800		BEST LAP TIME : 1:05.934		DIFFERENCE : 0.134		
LAP	SECTOR 1	SECTOR 2	LAP TIME	MPH	DIFF	TIME OF DAY
1 -		29.549	1:15.082	69.81	9.148	11:27:14.955
2 -	37.388	29.075	1:06.463	78.86	0.529	11:28:21.418
3 -	37.470	28.645	1:06.115 (3)	79.28	0.181	11:29:27.533
4 -	37.183	28.903	1:06.086 (2)	79.31	0.152	11:30:33.619
5 -	37.326	29.135	1:06.461	78.86	0.527	11:31:40.080
6 -	37.155	28.779	1:05.934 (1)	79.49		11:32:46.014

BMCRC - MRO Championships 2024 - Rnd 2 @ Pembrey

Reactive Parts MRO Powerbikes inc Clubman 1000 & MRO Retro 1000

RACE 7 - SECTOR ANALYSIS



SECTOR 1 = FL to I1, SECTOR 2 = I1 to FL, DIFF = Difference To Personal Best Lap, P = Crossed Finish Line in Pit Lane, D = Time Disallowed

P17	184	Ret_N	David TWYFORD	Honda FIREBLADE SP - IMP Racing, MHP, Chris Cowan		
IDEAL LAP TIME : 1:04.898		BEST LAP TIME : 1:05.034		DIFFERENCE : 0.136		
LAP	SECTOR 1	SECTOR 2	LAP TIME	MPH	DIFF	TIME OF DAY
1 -		28.473	1:11.269	73.54	6.235	11:27:11.142
2 -	36.944	29.558	1:06.502 (2)	78.81	1.468	11:28:17.644
3 -	37.027	28.007	1:05.034 (1)	80.59		11:29:22.678
4 -	36.891	IN PIT	1:36.311 P	54.42	31.277	11:30:58.989

BMCRC - MRO Championships 2024 - Rnd 2 @ Pembrey

Reactive Parts MRO Powerbikes inc Clubman 1000 & MRO Retro 1000

RACE 7 - BEST SECTORS

SECTOR 1			SECTOR 2			IDEAL / BEST COMPARISON						
POS	NO	NAME	TIME	NO	NAME	TIME	POS	NO	NAME	IDEAL	BEST	DIFF
									PERFECT LAP	58.960		
1	26	WAINWRIGHT	33.147	26	WAINWRIGHT	25.813	1	26	WAINWRIGHT	58.960	58.960	0.000
2	99	BUTTERWORTH	33.647	65	BAKER	26.651	2	99	BUTTERWORTH	1:00.322	1:00.476	0.154
3	65	BAKER	33.873	99	BUTTERWORTH	26.675	3	65	BAKER	1:00.524	1:00.689	0.165
4	28	WILLIAMS	34.202	28	WILLIAMS	27.075	4	28	WILLIAMS	1:01.277	1:01.431	0.154
5	152	MANTELL	35.014	152	MANTELL	27.514	5	152	MANTELL	1:02.528	1:02.826	0.298
6	188	KRAWIECKI	35.137	19	DONOVAN	27.641	6	188	KRAWIECKI	1:02.976	1:03.362	0.386
7	123	VINCER	35.216	188	KRAWIECKI	27.839	7	19	DONOVAN	1:03.012	1:03.272	0.260
8	13	MERCER	35.229	116	WALBRIDGE	27.857	8	13	MERCER	1:03.236	1:03.262	0.026
9	19	DONOVAN	35.371	78	THOMAS	27.929	9	116	WALBRIDGE	1:03.322	1:03.405	0.083
10	116	WALBRIDGE	35.465	13	MERCER	28.007	10	123	VINCER	1:03.485	1:03.875	0.390
11	46	GATES	35.528	184	TWYFORD	28.007	11	46	GATES	1:03.646	1:03.842	0.196
12	78	THOMAS	35.761	46	GATES	28.118	12	78	THOMAS	1:03.690	1:03.994	0.304
13	23	PAES	35.806	123	VINCER	28.269	13	23	PAES	1:04.399	1:04.458	0.059
14	84	DELLOW	36.127	84	DELLOW	28.324	14	84	DELLOW	1:04.451	1:04.466	0.015
15	184	TWYFORD	36.891	23	PAES	28.593	15	184	TWYFORD	1:04.898	1:05.034	0.136
16	333	HOUGHTON	37.155	333	HOUGHTON	28.645	16	333	HOUGHTON	1:05.800	1:05.934	0.134
17	274	LATIMER	38.408	274	LATIMER	30.268	17	274	LATIMER	1:08.676	1:08.676	0.000

BMCRC - MRO Championships 2024 - Rnd 2 @ Pembrey

Reactive Parts MRO Powerbikes inc Clubman 1000 & MRO Retro 1000

RACE 7 - STATISTICS

Competitors Started 17
Planned Start 2024-04-14 @ 11:50:00.000
Actual Start 2024-04-14 @ 11:25:59.872
Finish Time 2024-04-14 @ 11:38:09.498
Track Length 1.4560mi.
Total Laps 189
Total Distance Covered 275.1840mi.

Session Fastest Lap History

NO	CL	NAME	LAP TIME	TIME OF DAY	LAP	VEHICLE
26		Josh WAINWRIGHT	58.960	11:28:03.709	2	Honda CBR 1000

Session Leader History

NO	CL	NAME	FROM LAP	LAPS LED	DISTANCE	VEHICLE
26		Josh WAINWRIGHT	1	12	17.47 miles	Honda CBR 1000

Flag History

TYPE	TIME OF DAY
GREEN	11:25:59.872
FINISH	11:38:09.498

Flag Statistics

TYPE	COUNT	TOTAL LAPS	TOTAL TIME
Green	1	12	13:41.066
Red	0	0	0.000
Safety Car	0	0	0.000
FCY	0	0	0.000

BMCRC - MRO Championships 2024 - Rnd 2 @ Pembrey

Reactive Parts MRO Powerbikes inc Clubman 1000 & MRO Retro 1000

RACE 7 - STATISTICS

CLASS :

7 Starters

Fastest Lap History

NO	NAME	LAP TIME	TIME OF DAY	LAP	VEHICLE
26	Josh WAINWRIGHT	58.960	11:28:03.709	2	Honda CBR 1000

Leader History

NO	NAME	FROM LAP	LAPS LED	DISTANCE	VEHICLE
26	Josh WAINWRIGHT	1	12	17.47 miles	Honda CBR 1000

BMCRC - MRO Championships 2024 - Rnd 2 @ Pembrey

Reactive Parts MRO Powerbikes inc Clubman 1000 & MRO Retro 1000

RACE 7 - STATISTICS

CLASS : C

4 Starters

Fastest Lap History

NO	NAME	LAP TIME	TIME OF DAY	LAP	VEHICLE
123	James VINCER	1:04.415	11:28:13.333	2	Suzuki GSXR R
123	James VINCER	1:04.122	11:29:17.454	3	Suzuki GSXR R
46	Simon GATES	1:03.974	11:30:25.697	4	Yamaha YZF R1
46	Simon GATES	1:03.842	11:32:34.144	6	Yamaha YZF R1

Leader History

NO	NAME	FROM LAP	LAPS LED	DISTANCE	VEHICLE
123	James VINCER	1	12	17.47 miles	Suzuki GSXR R

BMCRC - MRO Championships 2024 - Rnd 2 @ Pembrey

Reactive Parts MRO Powerbikes inc Clubman 1000 & MRO Retro 1000

RACE 7 - STATISTICS

CLASS : Ret_C

5 Starters

Fastest Lap History

NO	NAME	LAP TIME	TIME OF DAY	LAP	VEHICLE
99	Steven BUTTERWORTH	1:00.783	11:28:06.568	2	Yamaha R1
99	Steven BUTTERWORTH	1:00.662	11:35:20.274	9	Yamaha R1
99	Steven BUTTERWORTH	1:00.605	11:36:20.883	10	Yamaha R1
99	Steven BUTTERWORTH	1:00.476	11:38:21.969	12	Yamaha R1

Leader History

NO	NAME	FROM LAP	LAPS LED	DISTANCE	VEHICLE
99	Steven BUTTERWORTH	1	12	17.47 miles	Yamaha R1

BMCRC - MRO Championships 2024 - Rnd 2 @ Pembrey

Reactive Parts MRO Powerbikes inc Clubman 1000 & MRO Retro 1000

RACE 7 - STATISTICS

CLASS : Ret_N

1 Starters

Fastest Lap History

NO	NAME	LAP TIME	TIME OF DAY	LAP	VEHICLE
184	David TWYFORD	1:06.502	11:28:17.657	2	Honda FIREBLADE SP
184	David TWYFORD	1:05.034	11:29:22.691	3	Honda FIREBLADE SP

Leader History

NO	NAME	FROM LAP	LAPS LED	DISTANCE	VEHICLE
184	David TWYFORD	1	4	5.82 miles	Honda FIREBLADE SP



BMCRC - MRO Championships 2024 - Rnd 2 @ Pembrey

Reactive Parts MRO Powerbikes inc Clubman 1000 & MRO Retro 1000

RACE 17 - GRID (12 Laps)

ROW 6	18 169 Cory SMITH 1:08.676	17 274 Stewart LATIMER 1:05.934	16 333 Andrew HOUGHTON 1:05.934
ROW 5	15 184 David TWYFORD 1:05.034	14 84 Martyn DELLOW 1:04.466	13 23 Jason PAES 1:04.458
ROW 4	12 78 Jamie THOMAS 1:03.994	11 123 James VINCER 1:03.875	10 46 Simon GATES 1:03.842
ROW 3	9 116 Ade WALBRIDGE 1:03.405	8 188 Dawid KRAWIECKI 1:03.362	7 19 Tyler DONOVAN 1:03.272
ROW 2	6 13 Daniel MERCER 1:03.262	5 152 Barry MANTELL 1:02.826	4 28 Paul Potchy WILLIAMS 1:01.431
ROW 1	3 65 Peter BAKER 1:00.689	2 99 Steven BUTTERWORTH 1:00.476	1 26 Josh WAINWRIGHT 58.960 Pole

These results are provisional until the conclusion of any judicial and technical matters.

Pembrey National: 1.4560 miles

Clerk Of Course:	Stewards:	Timekeeper:	<i>Craig Smith</i>	
------------------	-----------	-------------	--------------------	--

Results can be found at www.tsl-timing.com

Printed - 11:45 Sunday, 14 April 2024





BMCRC - MRO Championships 2024 - Rnd 2 @ Pembrey

Reactive Parts MRO Powerbikes inc Clubman 1000 & MRO Retro 1000

RACE 17 - CLASSIFICATION

Race Distance: 11 Laps / 16.01 miles

POS	NO	CL	PIC	NAME	ENTRY	LAPS	TIME	GAP	DIFF	MPH	BEST	ON	GRD	↑↓
1	26		1	Josh WAINWRIGHT	Honda CBR 1000 -	11	11:12.134			85.78	1:00.121	5	1	0
2	99	Ret_C	1	Steven BUTTERWORTH	Yamaha R1 -	11	11:21.666	9.532	9.532	84.58	1:01.003	7	2	0
3	28		2	Paul Potchy WILLIAMS	-	11	11:26.005	13.871	4.339	84.04	1:01.492	10	4	1
4	188		3	Dawid KRAWIECKI	Yamaha R1 - Code Blue LTD & D A East Electrical	11	11:47.213	35.079	21.208	81.52	1:03.047	2	8	4
5	152		4	Barry MANTELL	Kawaskai ZX10R - Swedish car connection	11	11:47.935	35.801	0.722	81.44	1:02.743	11	5	0
6	123	C	1	James VINCER	Suzuki GSXR R - John Butcher Bros	11	11:50.160	38.026	2.225	81.18	1:03.656	7	11	5
7	116		5	Ade WALBRIDGE	Yamaha R1 - 3 Bridges Racing	11	11:50.247	38.113	0.087	81.17	1:03.179	4	9	2
8	78	Ret_C	2	Jamie THOMAS	Suzuki GSXR 1000 - Team RubyRacing	11	11:50.710	38.576	0.463	81.12	1:03.546	8	12	4
9	13	Ret_C	3	Daniel MERCER	Honda CBR1000RR - Merc&Co Racing	11	11:56.029	43.895	5.319	80.52	1:03.557	8	6	-3
10	333		6	Andrew HOUGHTON	BMW S1000RR - Techoir	11	12:08.234	56.100	12.205	79.17	1:04.586	9	16	6
11	46	C	2	Simon GATES	Yamaha YZF R1 - T.A Roden LTD / Canine Plus Hydro	11	12:08.260	56.126	0.026	79.17	1:03.537	8	10	-1
12	84	C	3	Martyn DELLOW	Suzuki GSXR1000 - Kirdford Shotblasting	11	12:09.320	57.186	1.060	79.05	1:04.818	4	14	2
13	274	Ret_C	4	Stewart LATIMER	- Fat Bloke Racing RR	10	11:48.187	1 Lap	1 Lap	74.01	1:09.445	9	17	4

NOT CLASSIFIED

DNF	19	Ret_C		Tyler DONOVAN	- Tinder Corp	9	9:42.119	2 Laps	1 Lap	81.03	1:03.490	5	7	
DNF	23	C		Jason PAES	Aprilia RSV4 - J&R Electrical Ltd	8	9:16.287	3 Laps	1 Lap	75.37	1:05.322	3	13	
DNF	65			Peter BAKER	Kawasaki ZX10R - TJ & Peter Baker M/C. Dodfrey engineerir	0								3

FASTEST LAP

26				Josh WAINWRIGHT	Honda CBR 1000 -	5	1:00.121			87.18 mph	140.30 kph			
99	Ret_C			Steven BUTTERWORTH	Yamaha R1 -	7	1:01.003			85.92 mph	138.28 kph			
46	C			Simon GATES	Yamaha YZF R1 - T.A Roden LTD / Canine Plus Hydro	8	1:03.537			82.49 mph	132.76 kph			

Comments:

Class - 92.5% of Race Speed = 79.34 mph
 Class Ret_C - 92.5% of Race Speed = 78.23 mph
 Class C - 92.5% of Race Speed = 75.09 mph

Weather / Track : Cloudy / Dry

Date: 14/04/2024 Start: 15:52 Finish: 16:03

These results are provisional until the conclusion of any judicial and technical matters.

Pembrey National: 1.4560 miles

Clerk Of Course:	Stewards:	Timekeeper:	<i>Craig Smith</i>	
------------------	-----------	-------------	--------------------	--

Results can be found at www.tsl-timing.com

Printed - 16:05 Sunday, 14 April 2024



BMCRC - MRO Championships 2024 - Rnd 2 @ Pembrey

Reactive Parts MRO Powerbikes inc Clubman 1000 & MRO Retro 1000

RACE 17 - LAP CHART

LAP 1 @ 15:53:27.720

NO	BEHIND	LAP TIME
26		1:04.814
99	1.727	1:06.541
28	2.791	1:07.605
188	4.459	1:09.273
123	5.288	1:10.102
19	5.495	1:10.309
46	5.694	1:10.508
13	6.375	1:11.189
152	6.561	1:11.375
116	6.903	1:11.717
78	7.898	1:12.712
84	8.390	1:13.204
333	8.501	1:13.315
23	10.285	1:15.099
274	12.453	1:17.267

LAP 2 @ 15:54:27.991

NO	BEHIND	LAP TIME
26		1:00.271
99	3.351	1:01.895
28	4.459	1:01.939
188	7.235	1:03.047
123	9.361	1:04.344
46	9.680	1:04.257
19	9.967	1:04.743
152	10.104	1:03.814
13	11.266	1:05.162
116	11.425	1:04.793
78	12.311	1:04.684
84	14.058	1:05.939
333	14.155	1:05.925
23	15.709	1:05.695
274	22.781	1:10.599

LAP 3 @ 15:55:28.282

NO	BEHIND	LAP TIME
26		1:00.291
99	4.650	1:01.590
28	6.052	1:01.884
188	10.249	1:03.305
123	13.254	1:04.184
46	13.523	1:04.134
152	13.629	1:03.816
19	14.133	1:04.457
116	15.333	1:04.199
13	15.380	1:04.405
78	15.767	1:03.747
84	19.347	1:05.580
333	19.769	1:05.905
23	20.740	1:05.322
274	33.282	1:10.792

LAP 4 @ 15:56:29.109

NO	BEHIND	LAP TIME
26		1:00.827
99	5.505	1:01.682
28	7.215	1:01.990
188	14.014	1:04.592
123	16.601	1:04.174
46	16.919	1:04.223
152	16.985	1:04.183

19	17.228	1:03.922
116	17.685	1:03.179
78	18.530	1:03.590
13	19.345	1:04.792
84	23.338	1:04.818
333	24.333	1:05.391
23	26.033	1:06.120
274	42.845	1:10.390

LAP 5 @ 15:57:29.230

NO	BEHIND	LAP TIME
26		1:00.121
99	6.759	1:01.375
28	8.907	1:01.813
188	18.274	1:04.381
123	20.444	1:03.964
19	20.597	1:03.490
46	20.979	1:04.181
152	21.124	1:04.260
116	21.545	1:03.981
78	22.002	1:03.593
13	23.183	1:03.959
84	28.281	1:05.064
333	29.814	1:05.602
23	31.724	1:05.812
274	52.504	1:09.780

LAP 6 @ 15:58:29.706

NO	BEHIND	LAP TIME
26		1:00.476
99	7.614	1:01.331
28	10.044	1:01.613
188	21.658	1:03.860
123	23.903	1:03.935
19	24.128	1:04.007
152	24.344	1:03.696
116	24.661	1:03.592
78	25.079	1:03.553
46	25.478	1:04.975
13	27.401	1:04.694
84	33.331	1:05.526
333	34.339	1:05.001
23	36.915	1:05.667

LAP 7 @ 15:59:30.738

NO	BEHIND	LAP TIME
26		1:01.032
274	1 Lap	1:10.234
99	7.585	1:01.003
28	10.965	1:01.953
188	24.799	1:04.173
123	26.527	1:03.656
19	26.693	1:03.597
152	26.818	1:03.506
116	27.025	1:03.396
78	27.909	1:03.862
46	28.260	1:03.814
13	30.882	1:04.513
84	38.223	1:05.924
333	38.343	1:05.036
23	41.810	1:05.927

LAP 8 @ 16:00:31.647

NO	BEHIND	LAP TIME
26		1:00.909
99	8.131	1:01.455
274	1 Lap	1:10.234
28	11.838	1:01.782
188	27.840	1:03.950
123	29.334	1:03.716
19	29.447	1:03.663
152	29.553	1:03.644
116	29.924	1:03.808
78	30.546	1:03.546
46	30.888	1:03.537
13	33.530	1:03.557
333	42.810	1:05.376
84	43.296	1:05.982

LAP 9 @ 16:01:32.553

NO	BEHIND	LAP TIME
26		1:00.906
23	1 Lap	1:26.645 P
99	8.713	1:01.488
28	13.189	1:02.257
274	1 Lap	1:09.712
188	30.755	1:03.821
123	32.211	1:03.783
152	32.380	1:03.733
19	32.472	1:03.931
116	32.713	1:03.695
78	33.251	1:03.611
46	33.790	1:03.808
13	37.299	1:04.675
333	46.490	1:04.586
84	48.161	1:05.771

LAP 10 @ 16:02:33.407

NO	BEHIND	LAP TIME
26		1:00.854
99	9.186	1:01.327
28	13.827	1:01.492
274	1 Lap	1:09.445
188	33.330	1:03.429
152	34.691	1:03.165
123	35.557	1:04.200
116	35.674	1:03.815
78	36.538	1:04.141
13	41.218	1:04.773
46	52.019	1:19.083
333	52.172	1:06.536
84	52.761	1:05.454

LAP 11 @ 16:03:35.040

NO	BEHIND	LAP TIME
26		1:01.633
99	9.532	1:01.979
28	13.871	1:01.677
188	35.079	1:03.382
152	35.801	1:02.743
274	1 Lap	1:09.734
123	38.026	1:04.102
116	38.113	1:04.072
78	38.576	1:03.671
13	43.895	1:04.310

333	56.100	1:05.561
46	56.126	1:05.740
84	57.186	1:06.058

BMCRC - MRO Championships 2024 - Rnd 2 @ Pembrey

Reactive Parts MRO Powerbikes inc Clubman 1000 & MRO Retro 1000

RACE 17 - POSITION CHART

No	Name	Lap Pos	Lap												
			1	2	3	4	5	6	7	8	9	10	11		
26	WAINWRIGHT	1	26	26	26	26	26	26	26	26	26	26	26	26	26
99	BUTTERWORTH	2	99	99	99	99	99	99	99	99	99	99	99	99	99
65	BAKER	3	28	28	28	28	28	28	28	28	28	28	28	28	28
28	WILLIAMS	4	188	188	188	188	188	188	188	188	188	188	188	188	188
152	MANTELL	5	123	123	123	123	123	123	123	123	123	123	152	152	
13	MERCER	6	19	46	46	46	19	19	19	19	19	152	123	123	
19	DONOVAN	7	46	19	152	152	46	152	152	152	19	116	116		
188	KRAWIECKI	8	13	152	19	19	152	116	116	116	116	78	78		
116	WALBRIDGE	9	152	13	116	116	116	78	78	78	78	13	13		
46	GATES	10	116	116	13	78	78	46	46	46	46	46	333		
123	VINCER	11	78	78	78	13	13	13	13	13	13	333	46		
78	THOMAS	12	84	84	84	84	84	84	84	333	333	84	84		
23	PAES	13	333	333	333	333	333	333	333	84	84	274			
84	DELLOW	14	23	23	23	23	23	23	23	23	274				
333	HOUGHTON	15	274	274	274	274	274	274	274	274					
274	LATIMER	16													

BMCRC - MRO Championships 2024 - Rnd 2 @ Pembrey

Reactive Parts MRO Powerbikes inc Clubman 1000 & MRO Retro 1000

RACE 17 - SECTOR ANALYSIS



SECTOR 1 = FL to I1, SECTOR 2 = I1 to FL, DIFF = Difference To Personal Best Lap, P = Crossed Finish Line in Pit Lane, D = Time Disallowed

P1 26		Josh WAINWRIGHT		Honda CBR 1000 -		
IDEAL LAP TIME : 59.872		BEST LAP TIME : 1:00.121		DIFFERENCE : 0.249		
LAP	SECTOR 1	SECTOR 2	LAP TIME	MPH	DIFF	TIME OF DAY
1 -		26.477	1:04.814	80.87	4.693	15:53:27.720
2 -	34.024	26.247	1:00.271 (2)	86.96	0.150	15:54:27.991
3 -	33.625	26.666	1:00.291 (3)	86.93	0.170	15:55:28.282
4 -	34.415	26.412	1:00.827	86.17	0.706	15:56:29.109
5 -	33.682	26.439	1:00.121 (1)	87.18		15:57:29.230
6 -	33.922	26.554	1:00.476	86.67	0.355	15:58:29.706
7 -	34.097	26.935	1:01.032	85.88	0.911	15:59:30.738
8 -	33.920	26.989	1:00.909	86.05	0.788	16:00:31.647
9 -	34.262	26.644	1:00.906	86.06	0.785	16:01:32.553
10 -	34.030	26.824	1:00.854	86.13	0.733	16:02:33.407
11 -	34.364	27.269	1:01.633	85.04	1.512	16:03:35.040

P2 99 Ret_C		Steven BUTTERWORTH		Yamaha R1 -		
IDEAL LAP TIME : 1:01.003		BEST LAP TIME : 1:01.003		DIFFERENCE : 0.000		
LAP	SECTOR 1	SECTOR 2	LAP TIME	MPH	DIFF	TIME OF DAY
1 -		27.480	1:06.541	78.77	5.538	15:53:29.447
2 -	34.729	27.166	1:01.895	84.68	0.892	15:54:31.342
3 -	34.254	27.336	1:01.590	85.10	0.587	15:55:32.932
4 -	34.533	27.149	1:01.682	84.97	0.679	15:56:34.614
5 -	34.139	27.236	1:01.375	85.40	0.372	15:57:35.989
6 -	34.106	27.225	1:01.331 (3)	85.46	0.328	15:58:37.320
7 -	33.923	27.080	1:01.003 (1)	85.92		15:59:38.323
8 -	34.292	27.163	1:01.455	85.29	0.452	16:00:39.778
9 -	34.248	27.240	1:01.488	85.24	0.485	16:01:41.266
10 -	34.140	27.187	1:01.327 (2)	85.46	0.324	16:02:42.593
11 -	34.631	27.348	1:01.979	84.57	0.976	16:03:44.572

P3 28		Paul Potchy WILLIAMS		-		
IDEAL LAP TIME : 1:01.336		BEST LAP TIME : 1:01.492		DIFFERENCE : 0.156		
LAP	SECTOR 1	SECTOR 2	LAP TIME	MPH	DIFF	TIME OF DAY
1 -		27.515	1:07.605	77.53	6.113	15:53:30.511
2 -	34.742	27.197	1:01.939	84.62	0.447	15:54:32.450
3 -	34.666	27.218	1:01.884	84.70	0.392	15:55:34.334
4 -	34.697	27.293	1:01.990	84.55	0.498	15:56:36.324
5 -	34.454	27.359	1:01.813	84.79	0.321	15:57:38.137
6 -	34.469	27.144	1:01.613 (2)	85.07	0.121	15:58:39.750
7 -	34.474	27.479	1:01.953	84.60	0.461	15:59:41.703
8 -	34.444	27.338	1:01.782	84.84	0.290	16:00:43.485
9 -	34.881	27.376	1:02.257	84.19	0.765	16:01:45.742
10 -	34.295	27.197	1:01.492 (1)	85.24		16:02:47.234
11 -	34.636	27.041	1:01.677 (3)	84.98	0.185	16:03:48.911

P4 188		Dawid KRAWIECKI		Yamaha R1 - Code Blue LTD & D A East Electrical		
IDEAL LAP TIME : 1:02.909		BEST LAP TIME : 1:03.047		DIFFERENCE : 0.138		
LAP	SECTOR 1	SECTOR 2	LAP TIME	MPH	DIFF	TIME OF DAY
1 -		27.666	1:09.273	75.66	6.226	15:53:32.179
2 -	35.281	27.766	1:03.047 (1)	83.13		15:54:35.226
3 -	35.243	28.062	1:03.305 (2)	82.79	0.258	15:55:38.531
4 -	36.024	28.568	1:04.592	81.14	1.545	15:56:43.123
5 -	35.813	28.568	1:04.381	81.41	1.334	15:57:47.504
6 -	35.843	28.017	1:03.860	82.07	0.813	15:58:51.364
7 -	35.918	28.255	1:04.173	81.67	1.126	15:59:55.537
8 -	35.900	28.050	1:03.950	81.96	0.903	16:00:59.487
9 -	35.984	27.837	1:03.821	82.12	0.774	16:02:03.308
10 -	35.589	27.840	1:03.429	82.63	0.382	16:03:06.737
11 -	35.621	27.761	1:03.382 (3)	82.69	0.335	16:04:10.119

BMCRC - MRO Championships 2024 - Rnd 2 @ Pembrey

Reactive Parts MRO Powerbikes inc Clubman 1000 & MRO Retro 1000

RACE 17 - SECTOR ANALYSIS



SECTOR 1 = FL to I1, SECTOR 2 = I1 to FL, DIFF = Difference To Personal Best Lap, P = Crossed Finish Line in Pit Lane, D = Time Disallowed

P5 152 Barry MANTELL		Kawaskai ZX10R - Swedish car connection				
IDEAL LAP TIME : 1:02.743		BEST LAP TIME : 1:02.743		DIFFERENCE : 0.000		
LAP	SECTOR 1	SECTOR 2	LAP TIME	MPH	DIFF	TIME OF DAY
1 -		27.852	1:11.375	73.43	8.632	15:53:34.281
2 -	35.925	27.889	1:03.814	82.13	1.071	15:54:38.095
3 -	35.775	28.041	1:03.816	82.13	1.073	15:55:41.911
4 -	35.902	28.281	1:04.183	81.66	1.440	15:56:46.094
5 -	36.369	27.891	1:04.260	81.56	1.517	15:57:50.354
6 -	35.520	28.176	1:03.696	82.29	0.953	15:58:54.050
7 -	35.470	28.036	1:03.506 (3)	82.53	0.763	15:59:57.556
8 -	35.771	27.873	1:03.644	82.35	0.901	16:01:01.200
9 -	35.634	28.099	1:03.733	82.24	0.990	16:02:04.933
10 -	35.309	27.856	1:03.165 (2)	82.98	0.422	16:03:08.098
11 -	35.034	27.709	1:02.743 (1)	83.54		16:04:10.841

P6 123 C James VINCER		Suzuki GSXR R - John Butcher Bros				
IDEAL LAP TIME : 1:03.392		BEST LAP TIME : 1:03.656		DIFFERENCE : 0.264		
LAP	SECTOR 1	SECTOR 2	LAP TIME	MPH	DIFF	TIME OF DAY
1 -		28.929	1:10.102	74.77	6.446	15:53:33.008
2 -	35.885	28.459	1:04.344	81.46	0.688	15:54:37.352
3 -	35.528	28.656	1:04.184	81.66	0.528	15:55:41.536
4 -	35.905	28.269	1:04.174	81.67	0.518	15:56:45.710
5 -	35.491	28.473	1:03.964	81.94	0.308	15:57:49.674
6 -	35.666	28.269	1:03.935	81.98	0.279	15:58:53.609
7 -	35.370	28.286	1:03.656 (1)	82.34		15:59:57.265
8 -	35.694	28.022	1:03.716 (2)	82.26	0.060	16:01:00.981
9 -	35.442	28.341	1:03.783 (3)	82.17	0.127	16:02:04.764
10 -	35.372	28.828	1:04.200	81.64	0.544	16:03:08.964
11 -	35.531	28.571	1:04.102	81.76	0.446	16:04:13.066

P7 116 Ade WALBRIDGE		Yamaha R1 - 3 Bridges Racing				
IDEAL LAP TIME : 1:03.138		BEST LAP TIME : 1:03.179		DIFFERENCE : 0.041		
LAP	SECTOR 1	SECTOR 2	LAP TIME	MPH	DIFF	TIME OF DAY
1 -		28.410	1:11.717	73.08	8.538	15:53:34.623
2 -	36.613	28.180	1:04.793	80.89	1.614	15:54:39.416
3 -	36.201	27.998	1:04.199	81.64	1.020	15:55:43.615
4 -	35.387	27.792	1:03.179 (1)	82.96		15:56:46.794
5 -	35.998	27.983	1:03.981	81.92	0.802	15:57:50.775
6 -	35.686	27.906	1:03.592 (3)	82.42	0.413	15:58:54.367
7 -	35.645	27.751	1:03.396 (2)	82.68	0.217	15:59:57.763
8 -	35.879	27.929	1:03.808	82.14	0.629	16:01:01.571
9 -	35.568	28.127	1:03.695	82.29	0.516	16:02:05.266
10 -	35.453	28.362	1:03.815	82.13	0.636	16:03:09.081
11 -	35.876	28.196	1:04.072	81.80	0.893	16:04:13.153

P8 78 Ret_C Jamie THOMAS		Suzuki GSXR 1000 - Team RubyRacing				
IDEAL LAP TIME : 1:03.276		BEST LAP TIME : 1:03.546		DIFFERENCE : 0.270		
LAP	SECTOR 1	SECTOR 2	LAP TIME	MPH	DIFF	TIME OF DAY
1 -		28.858	1:12.712	72.08	9.166	15:53:35.618
2 -	36.526	28.158	1:04.684	81.03	1.138	15:54:40.302
3 -	35.797	27.950	1:03.747	82.22	0.201	15:55:44.049
4 -	35.918	27.672	1:03.590 (3)	82.42	0.044	15:56:47.639
5 -	35.755	27.838	1:03.593	82.42	0.047	15:57:51.232
6 -	35.604	27.949	1:03.553 (2)	82.47	0.007	15:58:54.785
7 -	35.887	27.975	1:03.862	82.07	0.316	15:59:58.647
8 -	35.684	27.862	1:03.546 (1)	82.48		16:01:02.193
9 -	35.706	27.905	1:03.611	82.40	0.065	16:02:05.804
10 -	36.227	27.914	1:04.141	81.71	0.595	16:03:09.945
11 -	35.706	27.965	1:03.671	82.32	0.125	16:04:13.616

BMCRC - MRO Championships 2024 - Rnd 2 @ Pembrey

Reactive Parts MRO Powerbikes inc Clubman 1000 & MRO Retro 1000

RACE 17 - SECTOR ANALYSIS



SECTOR 1 = FL to I1, SECTOR 2 = I1 to FL, DIFF = Difference To Personal Best Lap, P = Crossed Finish Line in Pit Lane, D = Time Disallowed

P9 13 Ret_C Daniel MERCER			Honda CBR1000RR - Merc&Co Racing			
IDEAL LAP TIME : 1:03.557		BEST LAP TIME : 1:03.557		DIFFERENCE : 0.000		
LAP	SECTOR 1	SECTOR 2	LAP TIME	MPH	DIFF	TIME OF DAY
1 -		28.197	1:11.189	73.62	7.632	15:53:34.095
2 -	36.980	28.182	1:05.162	80.43	1.605	15:54:39.257
3 -	35.857	28.548	1:04.405	81.38	0.848	15:55:43.662
4 -	36.643	28.149	1:04.792	80.89	1.235	15:56:48.454
5 -	35.903	28.056	1:03.959 (2)	81.95	0.402	15:57:52.413
6 -	36.468	28.226	1:04.694	81.02	1.137	15:58:57.107
7 -	36.225	28.288	1:04.513	81.24	0.956	16:00:01.620
8 -	35.602	27.955	1:03.557 (1)	82.47		16:01:05.177
9 -	36.181	28.494	1:04.675	81.04	1.118	16:02:09.852
10 -	36.388	28.385	1:04.773	80.92	1.216	16:03:14.625
11 -	36.117	28.193	1:04.310 (3)	81.50	0.753	16:04:18.935

P10 333 Andrew HOUGHTON			BMW S1000RR - Techoir			
IDEAL LAP TIME : 1:04.361		BEST LAP TIME : 1:04.586		DIFFERENCE : 0.225		
LAP	SECTOR 1	SECTOR 2	LAP TIME	MPH	DIFF	TIME OF DAY
1 -		28.321	1:13.315	71.49	8.729	15:53:36.221
2 -	37.066	28.859	1:05.925	79.50	1.339	15:54:42.146
3 -	36.712	29.193	1:05.905	79.53	1.319	15:55:48.051
4 -	37.110	28.281	1:05.391	80.15	0.805	15:56:53.442
5 -	37.008	28.594	1:05.602	79.90	1.016	15:57:59.044
6 -	36.927	28.074	1:05.001 (2)	80.63	0.415	15:59:04.045
7 -	36.756	28.280	1:05.036 (3)	80.59	0.450	16:00:09.081
8 -	37.017	28.359	1:05.376	80.17	0.790	16:01:14.457
9 -	36.287	28.299	1:04.586 (1)	81.15		16:02:19.043
10 -	37.288	29.248	1:06.536	78.77	1.950	16:03:25.579
11 -	37.169	28.392	1:05.561	79.94	0.975	16:04:31.140

P11 46 C Simon GATES			Yamaha YZF R1 - T.A Roden LTD / Canine Plus Hydro			
IDEAL LAP TIME : 1:03.537		BEST LAP TIME : 1:03.537		DIFFERENCE : 0.000		
LAP	SECTOR 1	SECTOR 2	LAP TIME	MPH	DIFF	TIME OF DAY
1 -		28.383	1:10.508	74.34	6.971	15:53:33.414
2 -	35.887	28.370	1:04.257	81.57	0.720	15:54:37.671
3 -	35.669	28.465	1:04.134	81.72	0.597	15:55:41.805
4 -	35.854	28.369	1:04.223	81.61	0.686	15:56:46.028
5 -	35.656	28.525	1:04.181	81.66	0.644	15:57:50.209
6 -	36.855	28.120	1:04.975	80.67	1.438	15:58:55.184
7 -	35.718	28.096	1:03.814 (3)	82.13	0.277	15:59:58.998
8 -	35.494	28.043	1:03.537 (1)	82.49		16:01:02.535
9 -	35.607	28.201	1:03.808 (2)	82.14	0.271	16:02:06.343
10 -	49.432	29.651	1:19.083	66.27	15.546	16:03:25.426
11 -	36.760	28.980	1:05.740	79.73	2.203	16:04:31.166

P12 84 C Martyn DELLOW			Suzuki GSXR1000 - Kirdford Shotblasting			
IDEAL LAP TIME : 1:04.676		BEST LAP TIME : 1:04.818		DIFFERENCE : 0.142		
LAP	SECTOR 1	SECTOR 2	LAP TIME	MPH	DIFF	TIME OF DAY
1 -		29.202	1:13.204	71.60	8.386	15:53:36.110
2 -	37.329	28.610	1:05.939	79.49	1.121	15:54:42.049
3 -	36.927	28.653	1:05.580	79.92	0.762	15:55:47.629
4 -	36.092	28.726	1:04.818 (1)	80.86		15:56:52.447
5 -	36.293	28.771	1:05.064 (2)	80.56	0.246	15:57:57.511
6 -	36.711	28.815	1:05.526	79.99	0.708	15:59:03.037
7 -	36.844	29.080	1:05.924	79.50	1.106	16:00:08.961
8 -	37.279	28.703	1:05.982	79.43	1.164	16:01:14.943
9 -	37.010	28.761	1:05.771	79.69	0.953	16:02:20.714
10 -	36.870	28.584	1:05.454 (3)	80.08	0.636	16:03:26.168
11 -	37.235	28.823	1:06.058	79.34	1.240	16:04:32.226

BMCRC - MRO Championships 2024 - Rnd 2 @ Pembrey

Reactive Parts MRO Powerbikes inc Clubman 1000 & MRO Retro 1000

RACE 17 - SECTOR ANALYSIS



SECTOR 1 = FL to I1, SECTOR 2 = I1 to FL, DIFF = Difference To Personal Best Lap, P = Crossed Finish Line in Pit Lane, D = Time Disallowed

P13 274 Ret_C Stewart LATIMER		- Fat Bloke Racing RR				
IDEAL LAP TIME : 1:09.013		BEST LAP TIME : 1:09.445		DIFFERENCE : 0.432		
LAP	SECTOR 1	SECTOR 2	LAP TIME	MPH	DIFF	TIME OF DAY
1 -		30.844	1:17.267	67.83	7.822	15:53:40.173
2 -	39.546	31.053	1:10.599	74.24	1.154	15:54:50.772
3 -	40.049	30.743	1:10.792	74.04	1.347	15:56:01.564
4 -	40.116	30.274	1:10.390	74.46	0.945	15:57:11.954
5 -	39.445	30.335	1:09.780	75.11	0.335	15:58:21.734
6 -	39.446	30.788	1:10.234	74.63	0.789	15:59:31.968
7 -	39.920	30.314	1:10.234	74.63	0.789	16:00:42.202
8 -	39.717	29.995	1:09.712 (2)	75.18	0.267	16:01:51.914
9 -	39.018	30.427	1:09.445 (1)	75.47		16:03:01.359
10 -	39.605	30.129	1:09.734 (3)	75.16	0.289	16:04:11.093

P14 19 Ret_C Tyler DONOVAN		- Tinder Corp				
IDEAL LAP TIME : 1:03.221		BEST LAP TIME : 1:03.490		DIFFERENCE : 0.269		
LAP	SECTOR 1	SECTOR 2	LAP TIME	MPH	DIFF	TIME OF DAY
1 -		28.302	1:10.309	74.55	6.819	15:53:33.215
2 -	36.684	28.059	1:04.743	80.96	1.253	15:54:37.958
3 -	36.359	28.098	1:04.457	81.31	0.967	15:55:42.415
4 -	36.010	27.912	1:03.922	81.99	0.432	15:56:46.337
5 -	35.527	27.963	1:03.490 (1)	82.55		15:57:49.827
6 -	35.671	28.336	1:04.007	81.89	0.517	15:58:53.834
7 -	35.309	28.288	1:03.597 (2)	82.41	0.107	15:59:57.431
8 -	35.750	27.913	1:03.663 (3)	82.33	0.173	16:01:01.094
9 -	35.620	28.311	1:03.931	81.98	0.441	16:02:05.025

P15 23 C Jason PAES		Aprilia RSV4 - J&R Electrical Ltd				
IDEAL LAP TIME : 1:05.115		BEST LAP TIME : 1:05.322		DIFFERENCE : 0.207		
LAP	SECTOR 1	SECTOR 2	LAP TIME	MPH	DIFF	TIME OF DAY
1 -		29.716	1:15.099	69.79	9.777	15:53:38.005
2 -	36.661	29.034	1:05.695 (3)	79.78	0.373	15:54:43.700
3 -	36.081	29.241	1:05.322 (1)	80.24		15:55:49.022
4 -	36.762	29.358	1:06.120	79.27	0.798	15:56:55.142
5 -	36.562	29.250	1:05.812	79.64	0.490	15:58:00.954
6 -	36.353	29.314	1:05.667 (2)	79.82	0.345	15:59:06.621
7 -	36.456	29.471	1:05.927	79.50	0.605	16:00:12.548
8 -	36.779	IN PIT	1:26.645 P	60.49	21.323	16:01:39.193

BMCRC - MRO Championships 2024 - Rnd 2 @ Pembrey

Reactive Parts MRO Powerbikes inc Clubman 1000 & MRO Retro 1000

RACE 17 - BEST SECTORS

SECTOR 1			SECTOR 2			IDEAL / BEST COMPARISON						
POS	NO	NAME	TIME	NO	NAME	TIME	POS	NO	NAME	IDEAL	BEST	DIFF
									PERFECT LAP	59.872		
1	26	WAINWRIGHT	33.625	26	WAINWRIGHT	26.247	1	26	WAINWRIGHT	59.872	1:00.121	0.249
2	99	BUTTERWORTH	33.923	28	WILLIAMS	27.041	2	99	BUTTERWORTH	1:01.003	1:01.003	0.000
3	28	WILLIAMS	34.295	99	BUTTERWORTH	27.080	3	28	WILLIAMS	1:01.336	1:01.492	0.156
4	152	MANTELL	35.034	188	KRAWIECKI	27.666	4	152	MANTELL	1:02.743	1:02.743	0.000
5	188	KRAWIECKI	35.243	78	THOMAS	27.672	5	188	KRAWIECKI	1:02.909	1:03.047	0.138
6	19	DONOVAN	35.309	152	MANTELL	27.709	6	116	WALBRIDGE	1:03.138	1:03.179	0.041
7	123	VINCER	35.370	116	WALBRIDGE	27.751	7	19	DONOVAN	1:03.221	1:03.490	0.269
8	116	WALBRIDGE	35.387	19	DONOVAN	27.912	8	78	THOMAS	1:03.276	1:03.546	0.270
9	46	GATES	35.494	13	MERCER	27.955	9	123	VINCER	1:03.392	1:03.656	0.264
10	13	MERCER	35.602	123	VINCER	28.022	10	46	GATES	1:03.537	1:03.537	0.000
11	78	THOMAS	35.604	46	GATES	28.043	11	13	MERCER	1:03.557	1:03.557	0.000
12	23	PAES	36.081	333	HOUGHTON	28.074	12	333	HOUGHTON	1:04.361	1:04.586	0.225
13	84	DELLOW	36.092	84	DELLOW	28.584	13	84	DELLOW	1:04.676	1:04.818	0.142
14	333	HOUGHTON	36.287	23	PAES	29.034	14	23	PAES	1:05.115	1:05.322	0.207
15	274	LATIMER	39.018	274	LATIMER	29.995	15	274	LATIMER	1:09.013	1:09.445	0.432
16												

BMCRC - MRO Championships 2024 - Rnd 2 @ Pembrey

Reactive Parts MRO Powerbikes inc Clubman 1000 & MRO Retro 1000

RACE 17 - STATISTICS

Competitors Started 16
Planned Start 2024-04-14 @ 15:50:00.000
Actual Start 2024-04-14 @ 15:52:22.905
Finish Time 2024-04-14 @ 16:03:35.039
Track Length 1.4560mi.
Total Laps 159
Total Distance Covered 231.5040mi.

Session Fastest Lap History

NO	CL	NAME	LAP TIME	TIME OF DAY	LAP	VEHICLE
26		Josh WAINWRIGHT	1:00.271	15:54:28.018	2	Honda CBR 1000
26		Josh WAINWRIGHT	1:00.121	15:57:29.259	5	Honda CBR 1000

Session Leader History

NO	CL	NAME	FROM LAP	LAPS LED	DISTANCE	VEHICLE
26		Josh WAINWRIGHT	1	11	16.01 miles	Honda CBR 1000

Flag History

TYPE	TIME OF DAY
GREEN	15:52:22.905
FINISH	16:03:35.039

Flag Statistics

TYPE	COUNT	TOTAL LAPS	TOTAL TIME
Green	1	11	12:32.440
Red	0	0	0.000
Safety Car	0	0	0.000
FCY	0	0	0.000

BMCRC - MRO Championships 2024 - Rnd 2 @ Pembrey

Reactive Parts MRO Powerbikes inc Clubman 1000 & MRO Retro 1000

RACE 17 - STATISTICS

CLASS :

7 Starters

Fastest Lap History

NO	NAME	LAP TIME	TIME OF DAY	LAP	VEHICLE
26	Josh WAINWRIGHT	1:00.271	15:54:28.018	2	Honda CBR 1000
26	Josh WAINWRIGHT	1:00.121	15:57:29.259	5	Honda CBR 1000

Leader History

NO	NAME	FROM LAP	LAPS LED	DISTANCE	VEHICLE
26	Josh WAINWRIGHT	1	11	16.01 miles	Honda CBR 1000

BMCRC - MRO Championships 2024 - Rnd 2 @ Pembrey

Reactive Parts MRO Powerbikes inc Clubman 1000 & MRO Retro 1000

RACE 17 - STATISTICS

CLASS : C

4 Starters

Fastest Lap History

NO	NAME	LAP TIME	TIME OF DAY	LAP	VEHICLE
123	James VINCER	1:04.344	15:54:37.379	2	Suzuki GSXR R
46	Simon GATES	1:04.257	15:54:37.680	2	Yamaha YZF R1
123	James VINCER	1:04.184	15:55:41.562	3	Suzuki GSXR R
46	Simon GATES	1:04.134	15:55:41.814	3	Yamaha YZF R1
123	James VINCER	1:03.964	15:57:49.700	5	Suzuki GSXR R
123	James VINCER	1:03.935	15:58:53.635	6	Suzuki GSXR R
123	James VINCER	1:03.656	15:59:57.291	7	Suzuki GSXR R
46	Simon GATES	1:03.537	16:01:02.544	8	Yamaha YZF R1

Leader History

NO	NAME	FROM LAP	LAPS LED	DISTANCE	VEHICLE
123	James VINCER	1	11	16.01 miles	Suzuki GSXR R

BMCRC - MRO Championships 2024 - Rnd 2 @ Pembrey

Reactive Parts MRO Powerbikes inc Clubman 1000 & MRO Retro 1000

RACE 17 - STATISTICS

CLASS : Ret_C

5 Starters

Fastest Lap History

NO	NAME	LAP TIME	TIME OF DAY	LAP	VEHICLE
99	Steven BUTTERWORTH	1:01.895	15:54:31.361	2	Yamaha R1
99	Steven BUTTERWORTH	1:01.590	15:55:32.952	3	Yamaha R1
99	Steven BUTTERWORTH	1:01.375	15:57:36.010	5	Yamaha R1
99	Steven BUTTERWORTH	1:01.331	15:58:37.340	6	Yamaha R1
99	Steven BUTTERWORTH	1:01.003	15:59:38.343	7	Yamaha R1

Leader History

NO	NAME	FROM LAP	LAPS LED	DISTANCE	VEHICLE
99	Steven BUTTERWORTH	1	11	16.01 miles	Yamaha R1



L & W CONTRACTORS

BMCRC ROOKIE 600 & 1000



BMCRC-MRO Championships - Round 2
Pembrey
13th / 14th April 2024



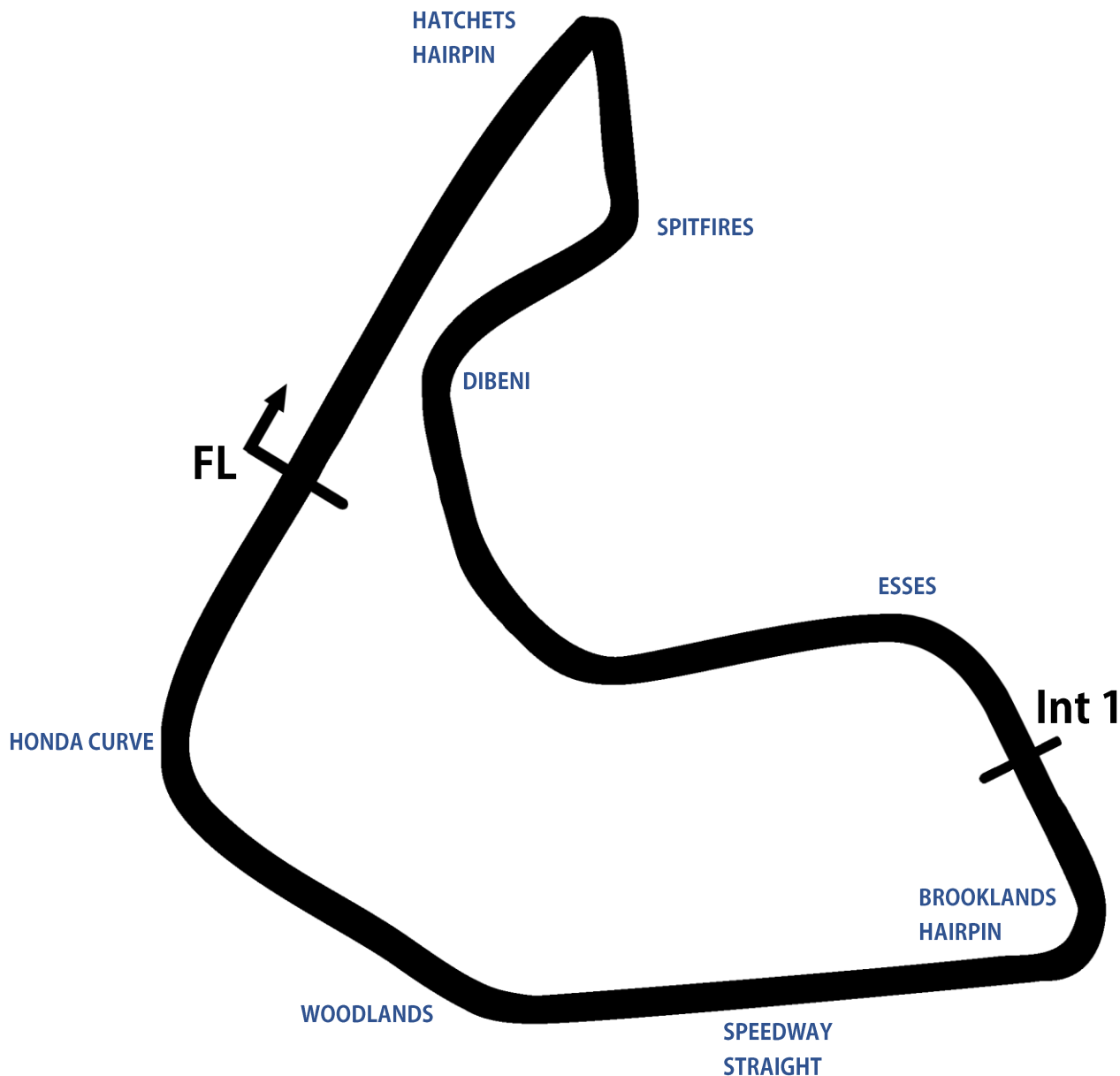
Timing & Results Provided by Timing Solutions Ltd

www.tsl-timing.com



Pembrey National Circuit

Llanelli, Carmarthenshire, UK



Length	1.4560 miles 2.343 km 2343.2m		
FL		51.70587 N	4.32386 W
Int 1	1223m	51.70430 N	4.31667 W
Pit Entry	2304m	51.70597 N	4.32374 W
Pit Exit	100m after FL	51.70664 N	4.32301 W
Pit Entry - Pit Exit	100m, 7.2s @ 50kph, 6.0s @ 60kph		

BMCRC - MRO Championships 2024 - Rnd 2 @ Pembrey

L&W/BMCRC Rookie 600 & Rookie 1000

QUALIFYING - CLASSIFICATION



POS	NO	CL	PIC	NAME	ENTRY	TIME	ON	LAPS	GAP	DIFF	MPH
1	87	1000	1	Dan CHAMBERLAIN	Suzuki GSXR 750 -	1:06.954	8	9			78.28
2	85	1000	2	Ben WOOD	- Myself	1:08.012	6	9	1.058	1.058	77.06
3	12	600	1	Matty MASON	Kawasaki ZX6R 636 -	1:10.494	5	8	3.540	2.482	74.35
4	10	1000	3	Jack RADLEY	BMW S1000RR -	1:11.463	3	8	4.509	0.969	73.34
5	916	600	2	Adam FREWIN	Yamaha R6 - Southern Steam Services Ltd	1:13.634	8	8	6.680	2.171	71.18
6	153	600	3	Aaron HICKMOTT	Triumph DAYTONA 675 - Me, Myself & I	1:13.870	5	8	6.916	0.236	70.95
7	60	600	4	Dean NEAL	Kawasaki ZX6R 636 - Acute Civil Engineering Ltd	1:13.894	6	8	6.940	0.024	70.93
8	888	600	5	Kirt ELLIOTT	Yamaha R6 -	1:14.129	8	8	7.175	0.235	70.70
9	113	600	6	Phil ROODT	Yamaha R6 - Carter Thorne Carpets and flooring 2018	1:14.309	8	8	7.355	0.180	70.53
10	14	1000	4	Alex YIANNI	BMW S1000 RR - Airpack 2000 Racing/Almig Compres	1:14.833	3	8	7.879	0.524	70.04
11	122	600	7	James EGGINTON	Kawasaki ZX6R - Advance Computer Services - www.A	1:14.990	8	8	8.036	0.157	69.89
12	911	600	8	Tom BRASTOCK	Suzuki GSXR 600 - MY POCKET	1:16.416	7	7	9.462	1.426	68.59
13	40	600	9	James LORD	Triumph STREET TRIPLE -	1:18.020	5	8	11.066	1.604	67.18
14	29	1000	5	Luke MORGAN	Suzuki GSXR 750 -	1:18.080	6	7	11.126	0.060	67.13
15	138	600	10	Paul COOMBS	Triumph 675R DAYTONA -	1:20.989	6	6	14.035	2.909	64.71
16	402	600	11	Kaine FARR	Suzuki GSXR - The Elms B&B Snetterton	1:21.087	7	7	14.133	0.098	64.64

Weather / Track : Cloudy / Drying

Date: 13/04/2024 Start: 10:58 Finish: 11:08

These results are provisional until the conclusion of any judicial and technical matters.

Pembrey National: 1.4560 miles

Clerk Of Course:	Stewards:	Timekeeper:	
		<i>Craig Smith</i>	

Results can be found at www.tsl-timing.com

Printed - 11:10 Saturday, 13 April 2024



BMCRC - MRO Championships 2024 - Rnd 2 @ Pembrey

L&W/BMCRC Rookie 600 & Rookie 1000

QUALIFYING - SECTOR ANALYSIS



SECTOR 1 = FL to I1, SECTOR 2 = I1 to FL, DIFF = Difference To Personal Best Lap, P = Crossed Finish Line in Pit Lane, D = Time Disallowed

P1 87 1000 Dan CHAMBERLAIN			Suzuki GSXR 750 -			
IDEAL LAP TIME : 1:06.954		BEST LAP TIME : 1:06.954		DIFFERENCE : 0.000		
LAP	SECTOR 1	SECTOR 2	LAP TIME	MPH	DIFF	TIME OF DAY
1 -	45.420	33.259	1:18.679	66.62	11.725	11:00:27.478
2 -	41.625	32.103	1:13.728	71.09	6.774	11:01:41.206
3 -	39.786	30.693	1:10.479	74.37	3.525	11:02:51.685
4 -	39.082	30.210	1:09.292	75.64	2.338	11:04:00.977
5 -	38.936	30.673	1:09.609	75.30	2.655	11:05:10.586
6 -	38.551	30.126	1:08.677 (3)	76.32	1.723	11:06:19.263
7 -	37.663	30.164	1:07.827 (2)	77.27	0.873	11:07:27.090
8 -	37.607	29.347	1:06.954 (1)	78.28		11:08:34.044
9 -	42.295	35.497	1:17.792	67.37	10.838	11:09:51.836

P2 85 1000 Ben WOOD			- Myself			
IDEAL LAP TIME : 1:07.910		BEST LAP TIME : 1:08.012		DIFFERENCE : 0.102		
LAP	SECTOR 1	SECTOR 2	LAP TIME	MPH	DIFF	TIME OF DAY
1 -	43.141	33.126	1:16.267	68.72	8.255	11:00:31.087
2 -	40.779	31.177	1:11.956	72.84	3.944	11:01:43.043
3 -	39.439	31.446	1:10.885	73.94	2.873	11:02:53.928
4 -	39.416	30.040	1:09.456 (3)	75.46	1.444	11:04:03.384
5 -	38.171	29.843	1:08.014 (2)	77.06	0.002	11:05:11.398
6 -	38.273	29.739	1:08.012 (1)	77.06		11:06:19.410
7 -	41.276	31.019	1:12.295	72.50	4.283	11:07:31.705
8 -	39.439	32.900	1:12.339	72.45	4.327	11:08:44.044
9 -	39.971	31.734	1:11.705	73.09	3.693	11:09:55.749

P3 12 600 Matty MASON			Kawasaki ZX6R 636 -			
IDEAL LAP TIME : 1:10.494		BEST LAP TIME : 1:10.494		DIFFERENCE : 0.000		
LAP	SECTOR 1	SECTOR 2	LAP TIME	MPH	DIFF	TIME OF DAY
1 -	44.228	32.608	1:16.836	68.21	6.342	11:01:13.145
2 -	42.939	32.641	1:15.580	69.35	5.086	11:02:28.725
3 -	41.121	31.552	1:12.673	72.12	2.179	11:03:41.398
4 -	40.261	30.982	1:11.243 (3)	73.57	0.749	11:04:52.641
5 -	40.037	30.457	1:10.494 (1)	74.35		11:06:03.135
6 -	40.179	30.738	1:10.917 (2)	73.91	0.423	11:07:14.052
7 -	40.390	31.828	1:12.218	72.58	1.724	11:08:26.270
8 -	40.549	30.943	1:11.492	73.31	0.998	11:09:37.762

P4 10 1000 Jack RADLEY			BMW S1000RR -			
IDEAL LAP TIME : 1:10.851		BEST LAP TIME : 1:11.463		DIFFERENCE : 0.612		
LAP	SECTOR 1	SECTOR 2	LAP TIME	MPH	DIFF	TIME OF DAY
1 -	44.915	32.309	1:17.224	67.87	5.761	11:01:12.673
2 -	42.256	31.411	1:13.667	71.15	2.204	11:02:26.340
3 -	40.956	30.507	1:11.463 (1)	73.34		11:03:37.803
4 -	40.806	30.816	1:11.622 (2)	73.18	0.159	11:04:49.425
5 -	41.161	31.426	1:12.587	72.21	1.124	11:06:02.012
6 -	40.636	31.068	1:11.704 (3)	73.10	0.241	11:07:13.716
7 -	40.344	32.123	1:12.467	72.33	1.004	11:08:26.183
8 -	42.015	32.429	1:14.444	70.40	2.981	11:09:40.627

BMCRG - MRO Championships 2024 - Rnd 2 @ Pembrey

L&W/BMCRG Rookie 600 & Rookie 1000

QUALIFYING - SECTOR ANALYSIS



SECTOR 1 = FL to I1, SECTOR 2 = I1 to FL, DIFF = Difference To Personal Best Lap, P = Crossed Finish Line in Pit Lane, D = Time Disallowed

P5 916 600 Adam FREWIN		Yamaha R6 - Southern Steam Services Ltd				
IDEAL LAP TIME : 1:13.634		BEST LAP TIME : 1:13.634		DIFFERENCE : 0.000		
LAP	SECTOR 1	SECTOR 2	LAP TIME	MPH	DIFF	TIME OF DAY
1 -	49.217	35.437	1:24.654	61.91	11.020	11:00:38.338
2 -	44.410	34.314	1:18.724	66.58	5.090	11:01:57.062
3 -	44.228	32.823	1:17.051	68.02	3.417	11:03:14.113
4 -	42.028	33.736	1:15.764	69.18	2.130	11:04:29.877
5 -	43.044	32.993	1:16.037	68.93	2.403	11:05:45.914
6 -	41.568	32.296	1:13.864 (2)	70.96	0.230	11:06:59.778
7 -	41.871	32.645	1:14.516 (3)	70.34	0.882	11:08:14.294
8 -	41.345	32.289	1:13.634 (1)	71.18		11:09:27.928

P6 153 600 Aaron HICKMOTT		Triumph DAYTONA 675 - Me, Myself & I				
IDEAL LAP TIME : 1:13.425		BEST LAP TIME : 1:13.870		DIFFERENCE : 0.445		
LAP	SECTOR 1	SECTOR 2	LAP TIME	MPH	DIFF	TIME OF DAY
1 -	44.077	33.303	1:17.380	67.73	3.510	11:01:11.917
2 -	43.923	32.922	1:16.845	68.21	2.975	11:02:28.762
3 -	42.039	32.938	1:14.977	69.90	1.107	11:03:43.739
4 -	42.195	32.568	1:14.763 (3)	70.10	0.893	11:04:58.502
5 -	41.516	32.354	1:13.870 (1)	70.95		11:06:12.372
6 -	42.266	32.943	1:15.209	69.69	1.339	11:07:27.581
7 -	41.897	33.221	1:15.118	69.77	1.248	11:08:42.699
8 -	41.071	33.421	1:14.492 (2)	70.36	0.622	11:09:57.191

P7 60 600 Dean NEAL		Kawasaki ZX6R 636 - Acute Civil Engineering Ltd				
IDEAL LAP TIME : 1:13.773		BEST LAP TIME : 1:13.894		DIFFERENCE : 0.121		
LAP	SECTOR 1	SECTOR 2	LAP TIME	MPH	DIFF	TIME OF DAY
1 -	50.721	35.821	1:26.542	60.56	12.648	11:00:37.147
2 -	45.011	33.846	1:18.857	66.46	4.963	11:01:56.004
3 -	43.106	33.102	1:16.208	68.78	2.314	11:03:12.212
4 -	42.353	33.796	1:16.149	68.83	2.255	11:04:28.361
5 -	41.626	33.772	1:15.398	69.51	1.504	11:05:43.759
6 -	41.535	32.359	1:13.894 (1)	70.93		11:06:57.653
7 -	42.243	32.925	1:15.168 (3)	69.73	1.274	11:08:12.821
8 -	41.790	32.238	1:14.028 (2)	70.80	0.134	11:09:26.849

P8 888 600 Kirt ELLIOTT		Yamaha R6 -				
IDEAL LAP TIME : 1:14.129		BEST LAP TIME : 1:14.129		DIFFERENCE : 0.000		
LAP	SECTOR 1	SECTOR 2	LAP TIME	MPH	DIFF	TIME OF DAY
1 -	50.108	34.466	1:24.574	61.97	10.445	11:00:32.854
2 -	44.681	33.618	1:18.299	66.94	4.170	11:01:51.153
3 -	44.403	32.860	1:17.263	67.84	3.134	11:03:08.416
4 -	43.711	33.828	1:17.539	67.59	3.410	11:04:25.955
5 -	43.763	33.803	1:17.566	67.57	3.437	11:05:43.521
6 -	43.066	32.560	1:15.626 (3)	69.30	1.497	11:06:59.147
7 -	42.975	32.515	1:15.490 (2)	69.43	1.361	11:08:14.637
8 -	42.394	31.735	1:14.129 (1)	70.70		11:09:28.766

P9 113 600 Phil ROODT		Yamaha R6 - Carter Thorne Carpets and flooring 2018 ltd				
IDEAL LAP TIME : 1:14.309		BEST LAP TIME : 1:14.309		DIFFERENCE : 0.000		
LAP	SECTOR 1	SECTOR 2	LAP TIME	MPH	DIFF	TIME OF DAY
1 -	49.622	36.003	1:25.625	61.21	11.316	11:00:33.634
2 -	44.858	36.032	1:20.890	64.79	6.581	11:01:54.524
3 -	45.332	33.762	1:19.094 (3)	66.27	4.785	11:03:13.618
4 -	45.544	34.314	1:19.858	65.63	5.549	11:04:33.476
5 -	45.573	34.337	1:19.910	65.59	5.601	11:05:53.386
6 -	44.777	34.659	1:19.436	65.98	5.127	11:07:12.822
7 -	43.971	33.171	1:17.142 (2)	67.94	2.833	11:08:29.964
8 -	42.684	31.625	1:14.309 (1)	70.53		11:09:44.273

BMCRC - MRO Championships 2024 - Rnd 2 @ Pembrey

L&W/BMCRC Rookie 600 & Rookie 1000

QUALIFYING - SECTOR ANALYSIS



SECTOR 1 = FL to I1, SECTOR 2 = I1 to FL, DIFF = Difference To Personal Best Lap, P = Crossed Finish Line in Pit Lane, D = Time Disallowed

P10 14 1000 Alex YIANNI			BMW S1000 RR - Airpack 2000 Racing/Almig Compressors			
IDEAL LAP TIME : 1:14.769		BEST LAP TIME : 1:14.833		DIFFERENCE : 0.064		
LAP	SECTOR 1	SECTOR 2	LAP TIME	MPH	DIFF	TIME OF DAY
1 -	51.010	33.610	1:24.620	61.94	9.787	11:00:33.718
2 -	43.311	33.079	1:16.390	68.61	1.557	11:01:50.108
3 -	42.777	32.056	1:14.833 (1)	70.04		11:03:04.941
4 -	43.914	33.438	1:17.352	67.76	2.519	11:04:22.293
5 -	42.713	32.813	1:15.526 (2)	69.40	0.693	11:05:37.819
6 -	44.249	33.621	1:17.870	67.31	3.037	11:06:55.689
7 -	43.864	32.497	1:16.361 (3)	68.64	1.528	11:08:12.050
8 -	47.203	40.267	1:27.470	59.92	12.637	11:09:39.520

P11 122 600 James EGGINTON			Kawasaki ZX6R - Advance Computer Services - www.ACS.co.uk			
IDEAL LAP TIME : 1:14.990		BEST LAP TIME : 1:14.990		DIFFERENCE : 0.000		
LAP	SECTOR 1	SECTOR 2	LAP TIME	MPH	DIFF	TIME OF DAY
1 -	49.119	35.503	1:24.622	61.94	9.632	11:00:36.216
2 -	46.166	34.340	1:20.506	65.10	5.516	11:01:56.722
3 -	44.930	33.120	1:18.050	67.15	3.060	11:03:14.772
4 -	43.876	33.211	1:17.087 (3)	67.99	2.097	11:04:31.859
5 -	44.036	33.268	1:17.304	67.80	2.314	11:05:49.163
6 -	43.595	33.848	1:17.443	67.68	2.453	11:07:06.606
7 -	42.425	32.938	1:15.363 (2)	69.55	0.373	11:08:21.969
8 -	42.165	32.825	1:14.990 (1)	69.89		11:09:36.959

P12 911 600 Tom BRASTOCK			Suzuki GSXR 600 - MY POCKET			
IDEAL LAP TIME : 1:16.349		BEST LAP TIME : 1:16.416		DIFFERENCE : 0.067		
LAP	SECTOR 1	SECTOR 2	LAP TIME	MPH	DIFF	TIME OF DAY
1 -		37.862	1:31.782	57.10	15.366	11:01:41.447
2 -	46.179	35.261	1:21.440	64.36	5.024	11:03:02.887
3 -	44.885	34.762	1:19.647	65.81	3.231	11:04:22.534
4 -	44.648	34.092	1:18.740	66.56	2.324	11:05:41.274
5 -	43.470	34.319	1:17.789 (2)	67.38	1.373	11:06:59.063
6 -	44.344	33.609	1:17.953 (3)	67.24	1.537	11:08:17.016
7 -	42.740	33.676	1:16.416 (1)	68.59		11:09:33.432

P13 40 600 James LORD			Triumph STREET TRIPLE -			
IDEAL LAP TIME : 1:17.420		BEST LAP TIME : 1:18.020		DIFFERENCE : 0.600		
LAP	SECTOR 1	SECTOR 2	LAP TIME	MPH	DIFF	TIME OF DAY
1 -	46.800	36.186	1:22.986	63.16	4.966	11:00:31.078
2 -	46.260	35.856	1:22.116	63.83	4.096	11:01:53.194
3 -	44.199	34.417	1:18.616	66.67	0.596	11:03:11.810
4 -	43.805	34.229	1:18.034 (2)	67.17	0.014	11:04:29.844
5 -	43.569	34.451	1:18.020 (1)	67.18		11:05:47.864
6 -	43.191	35.001	1:18.192 (3)	67.03	0.172	11:07:06.056
7 -	43.614	35.009	1:18.623	66.66	0.603	11:08:24.679
8 -	43.228	35.127	1:18.355	66.89	0.335	11:09:43.034

P14 29 1000 Luke MORGAN			Suzuki GSXR 750 -			
IDEAL LAP TIME : 1:17.766		BEST LAP TIME : 1:18.080		DIFFERENCE : 0.314		
LAP	SECTOR 1	SECTOR 2	LAP TIME	MPH	DIFF	TIME OF DAY
1 -	49.149	36.235	1:25.384	61.38	7.304	11:01:25.928
2 -	47.063	35.300	1:22.363	63.64	4.283	11:02:48.291
3 -	45.080	34.353	1:19.433	65.98	1.353	11:04:07.724
4 -	45.334	34.599	1:19.933	65.57	1.853	11:05:27.657
5 -	44.318	34.605	1:18.923 (3)	66.41	0.843	11:06:46.580
6 -	43.413	34.667	1:18.080 (1)	67.13		11:08:04.660
7 -	43.819	35.011	1:18.830 (2)	66.49	0.750	11:09:23.490

BMCRC - MRO Championships 2024 - Rnd 2 @ Pembrey

L&W/BMCRC Rookie 600 & Rookie 1000

QUALIFYING - SECTOR ANALYSIS



SECTOR 1 = FL to I1, SECTOR 2 = I1 to FL, DIFF = Difference To Personal Best Lap, P = Crossed Finish Line in Pit Lane, D = Time Disallowed

P15 138 600 Paul COOMBS		Triumph 675R DAYTONA -				
IDEAL LAP TIME : 1:20.989		BEST LAP TIME : 1:20.989		DIFFERENCE : 0.000		
LAP	SECTOR 1	SECTOR 2	LAP TIME	MPH	DIFF	TIME OF DAY
1 -		39.167	1:43.471	50.65	22.482	11:02:59.802
2 -	51.844	38.078	1:29.922	58.29	8.933	11:04:29.724
3 -	49.131	37.526	1:26.657	60.48	5.668	11:05:56.381
4 -	48.025	36.749	1:24.774 (3)	61.83	3.785	11:07:21.155
5 -	46.952	35.894	1:22.846 (2)	63.26	1.857	11:08:44.001
6 -	45.687	35.302	1:20.989 (1)	64.71		11:10:04.990

P16 402 600 Kaine FARR		Suzuki GSXR - The Elms B&B Snetterton				
IDEAL LAP TIME : 1:20.680		BEST LAP TIME : 1:21.087		DIFFERENCE : 0.407		
LAP	SECTOR 1	SECTOR 2	LAP TIME	MPH	DIFF	TIME OF DAY
1 -	54.143	39.567	1:33.710	55.93	12.623	11:01:34.136
2 -	47.703	36.778	1:24.481	62.04	3.394	11:02:58.617
3 -	46.173	36.738	1:22.911 (3)	63.21	1.824	11:04:21.528
4 -	47.274	36.160	1:23.434	62.82	2.347	11:05:44.962
5 -	46.959	36.183	1:23.142	63.04	2.055	11:07:08.104
6 -	45.536	36.370	1:21.906 (2)	63.99	0.819	11:08:30.010
7 -	45.943	35.144	1:21.087 (1)	64.64		11:09:51.097

BMCRC - MRO Championships 2024 - Rnd 2 @ Pembrey

L&W/BMCRC Rookie 600 & Rookie 1000

QUALIFYING - BEST SECTORS

SECTOR 1			SECTOR 2			IDEAL / BEST COMPARISON						
POS	NO	NAME	TIME	NO	NAME	TIME	POS	NO	NAME	IDEAL	BEST	DIFF
									PERFECT LAP	1:06.954		
1	87	CHAMBERLAIN	37.607	87	CHAMBERLAIN	29.347	1	87	CHAMBERLAIN	1:06.954	1:06.954	0.000
2	85	WOOD	38.171	85	WOOD	29.739	2	85	WOOD	1:07.910	1:08.012	0.102
3	12	MASON	40.037	12	MASON	30.457	3	12	MASON	1:10.494	1:10.494	0.000
4	10	RADLEY	40.344	10	RADLEY	30.507	4	10	RADLEY	1:10.851	1:11.463	0.612
5	153	HICKMOTT	41.071	113	ROODT	31.625	5	153	HICKMOTT	1:13.425	1:13.870	0.445
6	916	FREWIN	41.345	888	ELLIOTT	31.735	6	916	FREWIN	1:13.634	1:13.634	0.000
7	60	NEAL	41.535	14	YIANNI	32.056	7	60	NEAL	1:13.773	1:13.894	0.121
8	122	EGGINTON	42.165	60	NEAL	32.238	8	888	ELLIOTT	1:14.129	1:14.129	0.000
9	888	ELLIOTT	42.394	916	FREWIN	32.289	9	113	ROODT	1:14.309	1:14.309	0.000
10	113	ROODT	42.684	153	HICKMOTT	32.354	10	14	YIANNI	1:14.769	1:14.833	0.064
11	14	YIANNI	42.713	122	EGGINTON	32.825	11	122	EGGINTON	1:14.990	1:14.990	0.000
12	911	BRASTOCK	42.740	911	BRASTOCK	33.609	12	911	BRASTOCK	1:16.349	1:16.416	0.067
13	40	LORD	43.191	40	LORD	34.229	13	40	LORD	1:17.420	1:18.020	0.600
14	29	MORGAN	43.413	29	MORGAN	34.353	14	29	MORGAN	1:17.766	1:18.080	0.314
15	402	FARR	45.536	402	FARR	35.144	15	402	FARR	1:20.680	1:21.087	0.407
16	138	COOMBS	45.687	138	COOMBS	35.302	16	138	COOMBS	1:20.989	1:20.989	0.000

BMCRC - MRO Championships 2024 - Rnd 2 @ Pembrey

L&W/BMCRC Rookie 600 & Rookie 1000

QUALIFYING - STATISTICS

Competitors Started	16
Planned Start	2024-04-13 @ 10:53:00.000
Actual Start	2024-04-13 @ 10:58:49.316
Finish Time	2024-04-13 @ 11:08:49.670
Track Length	1.4560mi.
Total Laps	125
Total Distance Covered	182.0000mi.

Session Fastest Lap History

NO	CL	NAME	LAP TIME	TIME OF DAY	LAP	VEHICLE
87	1000	Dan CHAMBERLAIN	1:18.679	11:00:27.491	1	Suzuki GSXR 750
85	1000	Ben WOOD	1:16.267	11:00:31.087	1	
87	1000	Dan CHAMBERLAIN	1:13.728	11:01:41.219	2	Suzuki GSXR 750
85	1000	Ben WOOD	1:11.956	11:01:43.051	2	
87	1000	Dan CHAMBERLAIN	1:10.479	11:02:51.696	3	Suzuki GSXR 750
87	1000	Dan CHAMBERLAIN	1:09.292	11:04:00.989	4	Suzuki GSXR 750
85	1000	Ben WOOD	1:08.014	11:05:11.406	5	
85	1000	Ben WOOD	1:08.012	11:06:19.418	6	
87	1000	Dan CHAMBERLAIN	1:07.827	11:07:27.102	7	Suzuki GSXR 750
87	1000	Dan CHAMBERLAIN	1:06.954	11:08:34.056	8	Suzuki GSXR 750

Flag History

TYPE	TIME OF DAY
GREEN	10:58:49.316
FINISH	11:08:49.670

Flag Statistics

TYPE	COUNT	TOTAL LAPS	TOTAL TIME
Green	1	9	11:19.680
Red	0	0	0.000
Safety Car	0	0	0.000
FCY	0	0	0.000

BMCRC - MRO Championships 2024 - Rnd 2 @ Pembrey

L&W/BMCRC Rookie 600 & Rookie 1000

QUALIFYING - STATISTICS

CLASS : 1000

5 Starters

Fastest Lap History

NO	NAME	LAP TIME	TIME OF DAY	LAP	VEHICLE
87	Dan CHAMBERLAIN	1:18.679	11:00:27.491	1	Suzuki GSXR 750
85	Ben WOOD	1:16.267	11:00:31.087	1	
87	Dan CHAMBERLAIN	1:13.728	11:01:41.219	2	Suzuki GSXR 750
85	Ben WOOD	1:11.956	11:01:43.051	2	
87	Dan CHAMBERLAIN	1:10.479	11:02:51.696	3	Suzuki GSXR 750
87	Dan CHAMBERLAIN	1:09.292	11:04:00.989	4	Suzuki GSXR 750
85	Ben WOOD	1:08.014	11:05:11.406	5	
85	Ben WOOD	1:08.012	11:06:19.418	6	
87	Dan CHAMBERLAIN	1:07.827	11:07:27.102	7	Suzuki GSXR 750
87	Dan CHAMBERLAIN	1:06.954	11:08:34.056	8	Suzuki GSXR 750

BMCRC - MRO Championships 2024 - Rnd 2 @ Pembrey

L&W/BMCRC Rookie 600 & Rookie 1000

QUALIFYING - STATISTICS

CLASS : 600

11 Starters

Fastest Lap History

NO	NAME	LAP TIME	TIME OF DAY	LAP	VEHICLE
40	James LORD	1:22.986	11:00:31.097	1	Triumph STREET TRIPLE
153	Aaron HICKMOTT	1:17.380	11:01:11.930	1	Triumph DAYTONA 675
12	Matty MASON	1:16.836	11:01:13.174	1	Kawasaki ZX6R 636
12	Matty MASON	1:15.580	11:02:28.755	2	Kawasaki ZX6R 636
12	Matty MASON	1:12.673	11:03:41.427	3	Kawasaki ZX6R 636
12	Matty MASON	1:11.243	11:04:52.669	4	Kawasaki ZX6R 636
12	Matty MASON	1:10.494	11:06:03.164	5	Kawasaki ZX6R 636

BMCRC - MRO Championships 2024 - Rnd 2 @ Pembrey

L&W/BMCRC Rookie 600 & Rookie 1000

RACE 9 - GRID (8 Laps)



ROW 8	24 75 Alex TUFNALL 1:21.087	23 402 Kaine FARR 1:20.989	22 138 Paul COOMBS
ROW 7	21 40 James LORD 1:18.020	20 911 Tom BRASTOCK 1:16.416	19 122 James EGGINTON 1:14.990
ROW 6	18 113 Phil ROODT 1:14.309	17 888 Kirt ELLIOTT 1:14.129	16 60 Dean NEAL 1:13.894
ROW 5	15 153 Aaron HICKMOTT 1:13.870	14 916 Adam FREWIN 1:13.634	13 12 Matty MASON 1:10.494
ROW 4	12	11	10
ROW 3	9	8	7 666 Nathan THOMPSON
ROW 2	6 101 David HINCH 1:18.080	5 29 Luke MORGAN 1:14.833	4 14 Alex YIANNI
ROW 1	3 10 Jack RADLEY 1:11.463	2 85 Ben WOOD 1:08.012	1 87 Dan CHAMBERLAIN 1:06.954
Pole			

These results are provisional until the conclusion of any judicial and technical matters.

Pembrey National: 1.4560 miles

Clerk Of Course:	Stewards:	Timekeeper:	<i>Craig Smith</i>	
------------------	-----------	-------------	--------------------	--

Results can be found at www.tsl-timing.com

Printed - 11:12 Saturday, 13 April 2024



BMCRC - MRO Championships 2024 - Rnd 2 @ Pembrey

L&W/BMCRC Rookie 600 & Rookie 1000

RACE 9 - CLASSIFICATION

Race Distance: 8 Laps / 11.64 miles



POS	NO	CL	PIC	NAME	ENTRY	LAPS	TIME	GAP	DIFF	MPH	BEST	ON	GRD	↑↓
1	85	1000	1	Ben WOOD	- Myself	8	9:20.710			74.78	1:09.119	2	2	1
2	87	1000	2	Dan CHAMBERLAIN	Suzuki GSXR 750 -	8	9:22.763	2.053	2.053	74.51	1:08.533	3	1	-1
3	60	600	1	Dean NEAL	Kawasaki ZX6R 636 - Acute Civil Engineering Ltd	8	10:36.719	1:16.009	1:13.956	65.85	1:15.245	4	11	8
4	14	1000	3	Alex YIANNI	BMW S1000 RR - Airpack 2000 Racing/Almig Compressors	8	10:38.985	1:18.275	2.266	65.62	1:17.838	3	4	0
5	40	600	2	James LORD	Triumph STREET TRIPLE -	7	9:22.030	1 Lap	1 Lap	65.28	1:14.467	7	16	11
6	888	600	3	Kirt ELLIOTT	Yamaha R6 -	7	9:22.549	1 Lap	0.519	65.22	1:14.617	7	12	6
7	122	600	4	James EGGINTON	Kawasaki ZX6R - Advance Computer Services - www.ACS.c	7	9:38.736	1 Lap	16.187	63.39	1:18.180	7	14	7
8	153	600	5	Aaron HICKMOTT	Triumph DAYTONA 675 - Me, Myself & I	7	9:40.045	1 Lap	1.309	63.25	1:18.126	4	10	2
9	29	1000	4	Luke MORGAN	Suzuki GSXR 750 -	7	9:40.435	1 Lap	0.390	63.21	1:21.015	4	5	-4
10	10	1000	5	Jack RADLEY	BMW S1000RR -	7	9:41.314	1 Lap	0.879	63.11	1:21.155	4	3	-7
11	12	600	6	Matty MASON	Kawasaki ZX6R 636 -	7	9:46.007	1 Lap	4.693	62.61	1:19.428	3	8	-3
12	75	600	7	Alex TUFNALL	Kawasaki 636 -	7	9:46.245	1 Lap	0.238	62.58	1:17.840	7	19	7
13	113	600	8	Phil ROODT	Yamaha R6 - Carter Thorne Carpets and flooring 2018 ltd	7	9:47.005	1 Lap	0.760	62.50	1:17.963	7	13	0
14	138	600	9	Paul COOMBS	Triumph 675R DAYTONA -	7	10:08.395	1 Lap	21.390	60.30	1:21.714	7	17	3
15	916	600	10	Adam FREWIN	Yamaha R6 - Southern Steam Services Ltd	7	10:11.390	1 Lap	2.995	60.01	1:22.535	2	9	-6
16	402	600	11	Kaine FARR	Suzuki GSXR - The Elms B&B Snetterton	7	10:20.868	1 Lap	9.478	59.09	1:23.926	6	18	2
17	666	1000	6	Nathan THOMPSON	BMW S1000RR -	6	9:21.303	2 Laps	1 Lap	56.02	1:28.659	2	7	-10
NOT STARTED														
NS	911	600		Tom BRASTOCK	Suzuki GSXR 600 - MY POCKET									15

FASTEST LAP

87	1000	Dan CHAMBERLAIN	Suzuki GSXR 750 -	3	1:08.533	76.48 mph	123.08 kph
40	600	James LORD	Triumph STREET TRIPLE -	7	1:14.467	70.38 mph	113.27 kph

Comments:

Class 1000 - 92.5% of Race Speed = 69.17 mph
 Class 600 - 92.5% of Race Speed = 60.91 mph

Weather / Track : Showers / Damp

These results are provisional until the conclusion of any judicial and technical matters.

Date: 13/04/2024 Start: 14:45 Finish: 14:54

Pembrey National: 1.4560 miles

Clerk Of Course:	Stewards:	Timekeeper:	<i>Craig Smith</i>	
------------------	-----------	-------------	--------------------	--

Results can be found at www.tsl-timing.com

Printed - 14:57 Saturday, 13 April 2024



BMCRC - MRO Championships 2024 - Rnd 2 @ Pembrey

L&W/BMCRC Rookie 600 & Rookie 1000

RACE 9 - LAP CHART

LAP 1 @ 14:46:51.879		
NO	BEHIND	LAP TIME

85		1:13.597
87	4.546	1:18.143
14	9.686	1:23.283
10	12.408	1:26.005
29	16.696	1:30.293
666	21.403	1:35.000
60	26.932	1:40.529
12	27.732	1:41.329
122	28.349	1:41.946
888	28.541	1:42.138
153	28.949	1:42.546
40	30.072	1:43.669
916	30.399	1:43.996
75	31.711	1:45.308
113	32.175	1:45.772
138	35.277	1:48.874
402	37.189	1:50.786

LAP 2 @ 14:48:00.998		
NO	BEHIND	LAP TIME

85		1:09.119
87	4.641	1:09.214
14	18.994	1:18.427
10	25.679	1:22.390
29	29.281	1:21.704
60	35.985	1:18.172
888	38.225	1:18.803
153	39.846	1:20.016
12	40.374	1:21.761
40	40.773	1:19.820
666	40.943	1:28.659
122	41.042	1:21.812
916	43.815	1:22.535
113	44.921	1:21.865
75	45.798	1:23.206
138	49.514	1:23.356
402	54.626	1:26.556

LAP 3 @ 14:49:10.928		
NO	BEHIND	LAP TIME

85		1:09.930
87	3.244	1:08.533
14	26.902	1:17.838
10	37.067	1:21.318
29	40.713	1:21.362
60	43.251	1:17.196
888	45.936	1:17.641
40	47.907	1:17.064
12	49.872	1:19.428
153	50.064	1:20.148
122	50.832	1:19.720
113	55.902	1:20.911
916	57.884	1:23.999
75	58.232	1:22.364
138	1:01.896	1:22.312
666	1:02.188	1:31.175

LAP 4 @ 14:50:20.282		
NO	BEHIND	LAP TIME

85		1:09.354
402	1 Lap	1:25.306

87	2.563	1:08.673
14	35.985	1:18.437
10	48.868	1:21.155
60	49.142	1:15.245
29	52.374	1:21.015
40	53.994	1:15.441
888	54.080	1:17.498
153	58.836	1:18.126
12	1:00.540	1:20.022
122	1:01.042	1:19.564
113	1:08.016	1:21.468
75	1:09.539	1:20.661

LAP 5 @ 14:51:30.010		
NO	BEHIND	LAP TIME

85		1:09.728
87	1.477	1:08.642
916	1 Lap	1:22.932
138	1 Lap	1:23.023
666	1 Lap	1:33.124
402	1 Lap	1:25.331
14	45.268	1:19.011
60	56.281	1:16.867
40	1:00.942	1:16.676
888	1:01.098	1:16.746
10	1:03.435	1:24.295
29	1:03.818	1:21.172
153	1:07.757	1:18.649

LAP 6 @ 14:52:39.829		
NO	BEHIND	LAP TIME

85		1:09.819
122	1 Lap	1:18.758
87	1.141	1:09.483
12	1 Lap	1:20.946
113	1 Lap	1:19.020
75	1 Lap	1:18.802
916	1 Lap	1:25.026
138	1 Lap	1:25.666
402	1 Lap	1:24.468
666	1 Lap	1:36.690
14	54.513	1:19.064
60	1:02.127	1:15.665
40	1:06.016	1:14.893
888	1:06.385	1:15.106

LAP 7 @ 14:53:49.635		
NO	BEHIND	LAP TIME

85		1:09.806
87	1.638	1:10.303
29	1 Lap	1:23.462
10	1 Lap	1:24.453
153	1 Lap	1:20.992
122	1 Lap	1:18.756
12	1 Lap	1:21.200
75	1 Lap	1:18.064
113	1 Lap	1:20.006
916	1 Lap	1:27.029
138	1 Lap	1:23.450
402	1 Lap	1:23.926
14	1:06.298	1:21.591
60	1:09.126	1:16.805

LAP 8 @ 14:54:58.992		
NO	BEHIND	LAP TIME

85		1:09.357
666	2 Laps	1:36.655
40	1 Lap	1:14.467
888	1 Lap	1:14.617
87	2.053	1:09.772
122	1 Lap	1:18.180
153	1 Lap	1:19.568
29	1 Lap	1:21.427
10	1 Lap	1:21.698
12	1 Lap	1:21.321
75	1 Lap	1:17.840
113	1 Lap	1:17.963
138	1 Lap	1:21.714
916	1 Lap	1:25.873
402	1 Lap	1:24.495
60	1:16.009	1:16.240
14	1:18.275	1:21.334

BMCRC - MRO Championships 2024 - Rnd 2 @ Pembrey

L&W/BMCRC Rookie 600 & Rookie 1000

RACE 9 - POSITION CHART

No	Name	Lap								
		Pos	1	2	3	4	5	6	7	8
87	CHAMBERLAIN	1	85	85	85	85	85	85	85	85
85	WOOD	2	87	87	87	87	87	87	87	87
10	RADLEY	3	14	14	14	14	14	14	14	60
14	YIANNI	4	10	10	10	10	60	60	60	14
29	MORGAN	5	29	29	29	60	40	40	40	
666	THOMPSON	6	666	60	60	29	888	888	888	
12	MASON	7	60	888	888	40	10	29	122	
916	FREWIN	8	12	153	40	888	29	10	153	
153	HICKMOTT	9	122	12	12	153	153	153	29	
60	NEAL	10	888	40	153	12	122	122	10	
888	ELLIOTT	11	153	666	122	122	12	12	12	
113	ROODT	12	40	122	113	113	113	75	75	
122	EGGINTON	13	916	916	916	75	75	113	113	
911	BRASTOCK	14	75	113	75	916	916	916	138	
40	LORD	15	113	75	138	138	138	138	916	
138	COOMBS	16	138	138	666	666	402	402	402	
402	FARR	17	402	402	402	402	666	666		
75	TUFNALL	18								

BMCRC - MRO Championships 2024 - Rnd 2 @ Pembrey

L&W/BMCRC Rookie 600 & Rookie 1000

RACE 9 - SECTOR ANALYSIS



SECTOR 1 = FL to I1, SECTOR 2 = I1 to FL, DIFF = Difference To Personal Best Lap, P = Crossed Finish Line in Pit Lane, D = Time Disallowed

P1 85 1000 Ben WOOD		- Myself				
IDEAL LAP TIME : 1:08.341		BEST LAP TIME : 1:09.119		DIFFERENCE : 0.778		
LAP	SECTOR 1	SECTOR 2	LAP TIME	MPH	DIFF	TIME OF DAY
1 -		30.394	1:13.597	71.21	4.478	14:46:51.879
2 -	38.778	30.341	1:09.119 (1)	75.83		14:48:00.998
3 -	39.204	30.726	1:09.930	74.95	0.811	14:49:10.928
4 -	38.508	30.846	1:09.354 (2)	75.57	0.235	14:50:20.282
5 -	39.024	30.704	1:09.728	75.17	0.609	14:51:30.010
6 -	38.740	31.079	1:09.819	75.07	0.700	14:52:39.829
7 -	39.973	29.833	1:09.806	75.08	0.687	14:53:49.635
8 -	38.918	30.439	1:09.357 (3)	75.57	0.238	14:54:58.992

P2 87 1000 Dan CHAMBERLAIN		Suzuki GSXR 750 -				
IDEAL LAP TIME : 1:08.331		BEST LAP TIME : 1:08.533		DIFFERENCE : 0.202		
LAP	SECTOR 1	SECTOR 2	LAP TIME	MPH	DIFF	TIME OF DAY
1 -		31.083	1:18.143	67.07	9.610	14:46:56.425
2 -	38.925	30.289	1:09.214	75.73	0.681	14:48:05.639
3 -	38.529	30.004	1:08.533 (1)	76.48		14:49:14.172
4 -	38.495	30.178	1:08.673 (3)	76.32	0.140	14:50:22.845
5 -	38.611	30.031	1:08.642 (2)	76.36	0.109	14:51:31.487
6 -	39.429	30.054	1:09.483	75.43	0.950	14:52:40.970
7 -	40.276	30.027	1:10.303	74.55	1.770	14:53:51.273
8 -	38.327	31.445	1:09.772	75.12	1.239	14:55:01.045

P3 60 600 Dean NEAL		Kawasaki ZX6R 636 - Acute Civil Engineering Ltd				
IDEAL LAP TIME : 1:15.236		BEST LAP TIME : 1:15.245		DIFFERENCE : 0.009		
LAP	SECTOR 1	SECTOR 2	LAP TIME	MPH	DIFF	TIME OF DAY
1 -		35.014	1:40.529	52.13	25.284	14:47:18.811
2 -	44.695	33.477	1:18.172	67.05	2.927	14:48:36.983
3 -	43.568	33.628	1:17.196	67.89	1.951	14:49:54.179
4 -	42.541	32.704	1:15.245 (1)	69.66		14:51:09.424
5 -	44.049	32.818	1:16.867	68.19	1.622	14:52:26.291
6 -	42.738	32.927	1:15.665 (2)	69.27	0.420	14:53:41.956
7 -	43.445	33.360	1:16.805	68.24	1.560	14:54:58.761
8 -	42.532	33.708	1:16.240 (3)	68.75	0.995	14:56:15.001

P4 14 1000 Alex YIANNI		BMW S1000 RR - Airpack 2000 Racing/Almig Compressors				
IDEAL LAP TIME : 1:17.399		BEST LAP TIME : 1:17.838		DIFFERENCE : 0.439		
LAP	SECTOR 1	SECTOR 2	LAP TIME	MPH	DIFF	TIME OF DAY
1 -		34.668	1:23.283	62.93	5.445	14:47:01.565
2 -	44.213	34.214	1:18.427 (2)	66.83	0.589	14:48:19.992
3 -	43.969	33.869	1:17.838 (1)	67.33		14:49:37.830
4 -	43.530	34.907	1:18.437 (3)	66.82	0.599	14:50:56.267
5 -	44.466	34.545	1:19.011	66.34	1.173	14:52:15.278
6 -	44.462	34.602	1:19.064	66.29	1.226	14:53:34.342
7 -	44.390	37.201	1:21.591	64.24	3.753	14:54:55.933
8 -	47.302	34.032	1:21.334	64.44	3.496	14:56:17.267

P5 40 600 James LORD		Triumph STREET TRIPLE -				
IDEAL LAP TIME : 1:14.456		BEST LAP TIME : 1:14.467		DIFFERENCE : 0.011		
LAP	SECTOR 1	SECTOR 2	LAP TIME	MPH	DIFF	TIME OF DAY
1 -		36.357	1:43.669	50.56	29.202	14:47:21.951
2 -	44.583	35.237	1:19.820	65.66	5.353	14:48:41.771
3 -	43.348	33.716	1:17.064	68.01	2.597	14:49:58.835
4 -	42.124	33.317	1:15.441 (3)	69.47	0.974	14:51:14.276
5 -	42.595	34.081	1:16.676	68.36	2.209	14:52:30.952
6 -	41.649	33.244	1:14.893 (2)	69.98	0.426	14:53:45.845
7 -	41.660	32.807	1:14.467 (1)	70.38		14:55:00.312

BMCRC - MRO Championships 2024 - Rnd 2 @ Pembrey

L&W/BMCRC Rookie 600 & Rookie 1000

RACE 9 - SECTOR ANALYSIS



SECTOR 1 = FL to I1, SECTOR 2 = I1 to FL, DIFF = Difference To Personal Best Lap, P = Crossed Finish Line in Pit Lane, D = Time Disallowed

P6 888 600 Kirt ELLIOTT		Yamaha R6 -				
IDEAL LAP TIME : 1:14.484		BEST LAP TIME : 1:14.617		DIFFERENCE : 0.133		
LAP	SECTOR 1	SECTOR 2	LAP TIME	MPH	DIFF	TIME OF DAY
1 -		35.292	1:42.138	51.31	27.521	14:47:20.420
2 -	44.594	34.209	1:18.803	66.51	4.186	14:48:39.223
3 -	44.065	33.576	1:17.641	67.51	3.024	14:49:56.864
4 -	43.686	33.812	1:17.498	67.63	2.881	14:51:14.362
5 -	43.464	33.282	1:16.746 (3)	68.29	2.129	14:52:31.108
6 -	42.431	32.675	1:15.106 (2)	69.78	0.489	14:53:46.214
7 -	42.564	32.053	1:14.617 (1)	70.24		14:55:00.831

P7 122 600 James EGGINTON		Kawasaki ZX6R - Advance Computer Services - www.ACS.co.uk				
IDEAL LAP TIME : 1:18.042		BEST LAP TIME : 1:18.180		DIFFERENCE : 0.138		
LAP	SECTOR 1	SECTOR 2	LAP TIME	MPH	DIFF	TIME OF DAY
1 -		35.924	1:41.946	51.41	23.766	14:47:20.228
2 -	46.297	35.515	1:21.812	64.06	3.632	14:48:42.040
3 -	45.102	34.618	1:19.720	65.75	1.540	14:50:01.760
4 -	44.552	35.012	1:19.564	65.87	1.384	14:51:21.324
5 -	44.341	34.417	1:18.758 (3)	66.55	0.578	14:52:40.082
6 -	44.528	34.228	1:18.756 (2)	66.55	0.576	14:53:58.838
7 -	43.814	34.366	1:18.180 (1)	67.04		14:55:17.018

P8 153 600 Aaron HICKMOTT		Triumph DAYTONA 675 - Me, Myself & I				
IDEAL LAP TIME : 1:18.002		BEST LAP TIME : 1:18.126		DIFFERENCE : 0.124		
LAP	SECTOR 1	SECTOR 2	LAP TIME	MPH	DIFF	TIME OF DAY
1 -		35.433	1:42.546	51.11	24.420	14:47:20.828
2 -	44.956	35.060	1:20.016	65.50	1.890	14:48:40.844
3 -	45.612	34.536	1:20.148	65.39	2.022	14:50:00.992
4 -	43.564	34.562	1:18.126 (1)	67.09		14:51:19.118
5 -	43.646	35.003	1:18.649 (2)	66.64	0.523	14:52:37.767
6 -	45.916	35.076	1:20.992	64.71	2.866	14:53:58.759
7 -	45.130	34.438	1:19.568 (3)	65.87	1.442	14:55:18.327

P9 29 1000 Luke MORGAN		Suzuki GSXR 750 -				
IDEAL LAP TIME : 1:21.015		BEST LAP TIME : 1:21.015		DIFFERENCE : 0.000		
LAP	SECTOR 1	SECTOR 2	LAP TIME	MPH	DIFF	TIME OF DAY
1 -		37.086	1:30.293	58.05	9.278	14:47:08.575
2 -	46.245	35.459	1:21.704	64.15	0.689	14:48:30.279
3 -	46.029	35.333	1:21.362 (3)	64.42	0.347	14:49:51.641
4 -	45.879	35.136	1:21.015 (1)	64.69		14:51:12.656
5 -	45.956	35.216	1:21.172 (2)	64.57	0.157	14:52:33.828
6 -	46.874	36.588	1:23.462	62.80	2.447	14:53:57.290
7 -	45.922	35.505	1:21.427	64.37	0.412	14:55:18.717

P10 10 1000 Jack RADLEY		BMW S1000RR -				
IDEAL LAP TIME : 1:20.200		BEST LAP TIME : 1:21.155		DIFFERENCE : 0.955		
LAP	SECTOR 1	SECTOR 2	LAP TIME	MPH	DIFF	TIME OF DAY
1 -		36.005	1:26.005	60.94	4.850	14:47:04.287
2 -	47.008	35.382	1:22.390	63.61	1.235	14:48:26.677
3 -	46.056	35.262	1:21.318 (2)	64.45	0.163	14:49:47.995
4 -	45.786	35.369	1:21.155 (1)	64.58		14:51:09.150
5 -	47.029	37.266	1:24.295	62.18	3.140	14:52:33.445
6 -	47.785	36.668	1:24.453	62.06	3.298	14:53:57.898
7 -	47.284	34.414	1:21.698 (3)	64.15	0.543	14:55:19.596

BMCRC - MRO Championships 2024 - Rnd 2 @ Pembrey

L&W/BMCRC Rookie 600 & Rookie 1000

RACE 9 - SECTOR ANALYSIS



SECTOR 1 = FL to I1, SECTOR 2 = I1 to FL, DIFF = Difference To Personal Best Lap, P = Crossed Finish Line in Pit Lane, D = Time Disallowed

P11 12 600		Matty MASON		Kawasaki ZX6R 636 -		
IDEAL LAP TIME : 1:19.428		BEST LAP TIME : 1:19.428		DIFFERENCE : 0.000		
LAP	SECTOR 1	SECTOR 2	LAP TIME	MPH	DIFF	TIME OF DAY
1 -		36.029	1:41.329	51.72	21.901	14:47:19.611
2 -	45.910	35.851	1:21.761	64.10	2.333	14:48:41.372
3 -	44.933	34.495	1:19.428 (1)	65.99		14:50:00.800
4 -	44.974	35.048	1:20.022 (2)	65.50	0.594	14:51:20.822
5 -	45.354	35.592	1:20.946 (3)	64.75	1.518	14:52:41.768
6 -	45.750	35.450	1:21.200	64.55	1.772	14:54:02.968
7 -	45.498	35.823	1:21.321	64.45	1.893	14:55:24.289

P12 75 600		Alex TUFNALL		Kawasaki 636 -		
IDEAL LAP TIME : 1:16.965		BEST LAP TIME : 1:17.840		DIFFERENCE : 0.875		
LAP	SECTOR 1	SECTOR 2	LAP TIME	MPH	DIFF	TIME OF DAY
1 -		36.206	1:45.308	49.77	27.468	14:47:23.590
2 -	47.205	36.001	1:23.206	62.99	5.366	14:48:46.796
3 -	46.603	35.761	1:22.364	63.63	4.524	14:50:09.160
4 -	45.532	35.129	1:20.661	64.98	2.821	14:51:29.821
5 -	44.535	34.267	1:18.802 (3)	66.51	0.962	14:52:48.623
6 -	43.631	34.433	1:18.064 (2)	67.14	0.224	14:54:06.687
7 -	44.506	33.334	1:17.840 (1)	67.33		14:55:24.527

P13 113 600		Phil ROODT		Yamaha R6 - Carter Thorne Carpets and flooring 2018 ltd		
IDEAL LAP TIME : 1:17.963		BEST LAP TIME : 1:17.963		DIFFERENCE : 0.000		
LAP	SECTOR 1	SECTOR 2	LAP TIME	MPH	DIFF	TIME OF DAY
1 -		35.164	1:45.772	49.55	27.809	14:47:24.054
2 -	46.778	35.087	1:21.865	64.02	3.902	14:48:45.919
3 -	45.841	35.070	1:20.911	64.78	2.948	14:50:06.830
4 -	46.085	35.383	1:21.468	64.33	3.505	14:51:28.298
5 -	44.658	34.362	1:19.020 (2)	66.33	1.057	14:52:47.318
6 -	44.406	35.600	1:20.006 (3)	65.51	2.043	14:54:07.324
7 -	44.098	33.865	1:17.963 (1)	67.23		14:55:25.287

P14 138 600		Paul COOMBS		Triumph 675R DAYTONA -		
IDEAL LAP TIME : 1:21.631		BEST LAP TIME : 1:21.714		DIFFERENCE : 0.083		
LAP	SECTOR 1	SECTOR 2	LAP TIME	MPH	DIFF	TIME OF DAY
1 -		37.181	1:48.874	48.14	27.160	14:47:27.156
2 -	47.650	35.706	1:23.356	62.88	1.642	14:48:50.512
3 -	46.078	36.234	1:22.312 (2)	63.67	0.598	14:50:12.824
4 -	46.991	36.032	1:23.023 (3)	63.13	1.309	14:51:35.847
5 -	48.365	37.301	1:25.666	61.18	3.952	14:53:01.513
6 -	47.043	36.407	1:23.450	62.81	1.736	14:54:24.963
7 -	46.161	35.553	1:21.714 (1)	64.14		14:55:46.677

P15 916 600		Adam FREWIN		Yamaha R6 - Southern Steam Services Ltd		
IDEAL LAP TIME : 1:22.169		BEST LAP TIME : 1:22.535		DIFFERENCE : 0.366		
LAP	SECTOR 1	SECTOR 2	LAP TIME	MPH	DIFF	TIME OF DAY
1 -		37.400	1:43.996	50.40	21.461	14:47:22.278
2 -	46.188	36.347	1:22.535 (1)	63.50		14:48:44.813
3 -	47.120	36.879	1:23.999 (3)	62.40	1.464	14:50:08.812
4 -	46.951	35.981	1:22.932 (2)	63.20	0.397	14:51:31.744
5 -	46.950	38.076	1:25.026	61.64	2.491	14:52:56.770
6 -	48.283	38.746	1:27.029	60.22	4.494	14:54:23.799
7 -	47.731	38.142	1:25.873	61.03	3.338	14:55:49.672

BMCRC - MRO Championships 2024 - Rnd 2 @ Pembrey

L&W/BMCRC Rookie 600 & Rookie 1000

RACE 9 - SECTOR ANALYSIS



SECTOR 1 = FL to I1, SECTOR 2 = I1 to FL, DIFF = Difference To Personal Best Lap, P = Crossed Finish Line in Pit Lane, D = Time Disallowed

P16 402 600 Kaine FARR		Suzuki GSXR - The Elms B&B Snetterton				
IDEAL LAP TIME : 1:23.926		BEST LAP TIME : 1:23.926		DIFFERENCE : 0.000		
LAP	SECTOR 1	SECTOR 2	LAP TIME	MPH	DIFF	TIME OF DAY
1 -		39.483	1:50.786	47.31	26.860	14:47:29.068
2 -	49.158	37.398	1:26.556	60.55	2.630	14:48:55.624
3 -	47.750	37.556	1:25.306	61.44	1.380	14:50:20.930
4 -	47.263	38.068	1:25.331	61.42	1.405	14:51:46.261
5 -	47.285	37.183	1:24.468 (2)	62.05	0.542	14:53:10.729
6 -	46.862	37.064	1:23.926 (1)	62.45		14:54:34.655
7 -	46.987	37.508	1:24.495 (3)	62.03	0.569	14:55:59.150

P17 666 1000 Nathan THOMPSON		BMW S1000RR -				
IDEAL LAP TIME : 1:28.659		BEST LAP TIME : 1:28.659		DIFFERENCE : 0.000		
LAP	SECTOR 1	SECTOR 2	LAP TIME	MPH	DIFF	TIME OF DAY
1 -		38.571	1:35.000	55.17	6.341	14:47:13.282
2 -	50.702	37.957	1:28.659 (1)	59.12		14:48:41.941
3 -	51.337	39.838	1:31.175 (2)	57.48	2.516	14:50:13.116
4 -	52.198	40.926	1:33.124 (3)	56.28	4.465	14:51:46.240
5 -	54.770	41.920	1:36.690	54.21	8.031	14:53:22.930
6 -	55.017	41.638	1:36.655	54.22	7.996	14:54:59.585

BMCRC - MRO Championships 2024 - Rnd 2 @ Pembrey

L&W/BMCRC Rookie 600 & Rookie 1000

RACE 9 - BEST SECTORS

SECTOR 1			SECTOR 2			IDEAL / BEST COMPARISON						
POS	NO	NAME	TIME	NO	NAME	TIME	POS	NO	NAME	IDEAL	BEST	DIFF
									PERFECT LAP	1:08.160		
1	87	CHAMBERLAIN	38.327	85	WOOD	29.833	1	87	CHAMBERLAIN	1:08.331	1:08.533	0.202
2	85	WOOD	38.508	87	CHAMBERLAIN	30.004	2	85	WOOD	1:08.341	1:09.119	0.778
3	40	LORD	41.649	888	ELLIOTT	32.053	3	40	LORD	1:14.456	1:14.467	0.011
4	888	ELLIOTT	42.431	60	NEAL	32.704	4	888	ELLIOTT	1:14.484	1:14.617	0.133
5	60	NEAL	42.532	40	LORD	32.807	5	60	NEAL	1:15.236	1:15.245	0.009
6	14	YIANNI	43.530	75	TUFNALL	33.334	6	75	TUFNALL	1:16.965	1:17.840	0.875
7	153	HICKMOTT	43.564	113	ROODT	33.865	7	14	YIANNI	1:17.399	1:17.838	0.439
8	75	TUFNALL	43.631	14	YIANNI	33.869	8	113	ROODT	1:17.963	1:17.963	0.000
9	122	EGGINTON	43.814	122	EGGINTON	34.228	9	153	HICKMOTT	1:18.002	1:18.126	0.124
10	113	ROODT	44.098	10	RADLEY	34.414	10	122	EGGINTON	1:18.042	1:18.180	0.138
11	12	MASON	44.933	153	HICKMOTT	34.438	11	12	MASON	1:19.428	1:19.428	0.000
12	10	RADLEY	45.786	12	MASON	34.495	12	10	RADLEY	1:20.200	1:21.155	0.955
13	29	MORGAN	45.879	29	MORGAN	35.136	13	29	MORGAN	1:21.015	1:21.015	0.000
14	138	COOMBS	46.078	138	COOMBS	35.553	14	138	COOMBS	1:21.631	1:21.714	0.083
15	916	FREWIN	46.188	916	FREWIN	35.981	15	916	FREWIN	1:22.169	1:22.535	0.366
16	402	FARR	46.862	402	FARR	37.064	16	402	FARR	1:23.926	1:23.926	0.000
17	666	THOMPSON	50.702	666	THOMPSON	37.957	17	666	THOMPSON	1:28.659	1:28.659	0.000

BMCRC - MRO Championships 2024 - Rnd 2 @ Pembrey

L&W/BMCRC Rookie 600 & Rookie 1000

RACE 9 - STATISTICS

Competitors Started 17
Planned Start 2024-04-13 @ 14:40:00.000
Actual Start 2024-04-13 @ 14:45:38.281
Finish Time 2024-04-13 @ 14:54:58.991
Track Length 1.4560mi.
Total Laps 122
Total Distance Covered 177.6320mi.

Session Fastest Lap History

NO	CL	NAME	LAP TIME	TIME OF DAY	LAP	VEHICLE
85	1000	Ben WOOD	1:09.119	14:48:01.015	2	
87	1000	Dan CHAMBERLAIN	1:08.533	14:49:14.184	3	Suzuki GSXR 750

Session Leader History

NO	CL	NAME	FROM LAP	LAPS LED	DISTANCE	VEHICLE
85	1000	Ben WOOD	1	8	11.64 miles	

Flag History

TYPE	TIME OF DAY
GREEN	14:45:38.281
FINISH	14:54:58.991

Flag Statistics

TYPE	COUNT	TOTAL LAPS	TOTAL TIME
Green	1	8	11:00.922
Red	0	0	0.000
Safety Car	0	0	0.000
FCY	0	0	0.000

BMCRC - MRO Championships 2024 - Rnd 2 @ Pembrey

L&W/BMCRC Rookie 600 & Rookie 1000

RACE 9 - STATISTICS

CLASS : 1000

6 Starters

Fastest Lap History

NO	NAME	LAP TIME	TIME OF DAY	LAP	VEHICLE
85	Ben WOOD	1:09.119	14:48:01.015	2	
87	Dan CHAMBERLAIN	1:08.533	14:49:14.184	3	Suzuki GSXR 750

Leader History

NO	NAME	FROM LAP	LAPS LED	DISTANCE	VEHICLE
85	Ben WOOD	1	8	11.64 miles	

BMCRC - MRO Championships 2024 - Rnd 2 @ Pembrey

L&W/BMCRC Rookie 600 & Rookie 1000

RACE 9 - STATISTICS

CLASS : 600

11 Starters

Fastest Lap History

NO	NAME	LAP TIME	TIME OF DAY	LAP	VEHICLE
60	Dean NEAL	1:18.172	14:48:37.014	2	Kawasaki ZX6R 636
60	Dean NEAL	1:17.196	14:49:54.210	3	Kawasaki ZX6R 636
40	James LORD	1:17.064	14:49:58.852	3	Triumph STREET TRIPLE
60	Dean NEAL	1:15.245	14:51:09.455	4	Kawasaki ZX6R 636
40	James LORD	1:14.893	14:53:45.861	6	Triumph STREET TRIPLE
40	James LORD	1:14.467	14:55:00.327	7	Triumph STREET TRIPLE

Leader History

NO	NAME	FROM LAP	LAPS LED	DISTANCE	VEHICLE
60	Dean NEAL	1	8	11.64 miles	Kawasaki ZX6R 636

BMCRC - MRO Championships 2024 - Rnd 2 @ Pembrey

L&W/BMCRC Rookie 600 & Rookie 1000

RACE 19 - GRID (8 Laps)



ROW 8	24 911 Tom BRASTOCK 1:23.926	23 402 Kaine FARR 1:22.535	22 916 Adam FREWIN
ROW 7	21 138 Paul COOMBS 1:21.714	20 12 Matty MASON 1:19.428	19 122 James EGGINTON 1:18.180
ROW 6	18 153 Aaron HICKMOTT 1:18.126	17 113 Phil ROODT 1:17.963	16 75 Alex TUFNALL 1:17.840
ROW 5	15 60 Dean NEAL 1:15.245	14 888 Kirt ELLIOTT 1:14.617	13 40 James LORD 1:14.467
ROW 4	12	11	10
ROW 3	9	8	7 101 David HINCH
ROW 2	6 666 Nathan THOMPSON 1:28.659	5 10 Jack RADLEY 1:21.155	4 29 Luke MORGAN 1:21.015
ROW 1	3 14 Alex YIANNI 1:17.838	2 85 Ben WOOD 1:09.119	1 87 Dan CHAMBERLAIN 1:08.533
Pole			

These results are provisional until the conclusion of any judicial and technical matters.

Pembrey National: 1.4560 miles

Clerk Of Course:	Stewards:	Timekeeper:	<i>Craig Smith</i>	
------------------	-----------	-------------	--------------------	--

Results can be found at www.tsl-timing.com

Printed - 14:59 Saturday, 13 April 2024



BMCRC - MRO Championships 2024 - Rnd 2 @ Pembrey

L&W/BMCRC Rookie 600 & Rookie 1000

RACE 19 - CLASSIFICATION

Race Distance: 8 Laps / 11.64 miles



POS	NO	CL	PIC	NAME	ENTRY	LAPS	TIME	GAP	DIFF	MPH	BEST	ON	GRD	↑↓
1	87	1000	1	Dan CHAMBERLAIN	Suzuki GSXR 750 -	8	8:38.734			80.83	1:02.934	3	1	0
2	85	1000	2	Ben WOOD	- Myself	8	8:40.297	1.563	1.563	80.59	1:03.699	5	2	0
3	666	1000	3	Nathan THOMPSON	BMW S1000RR -	8	9:01.246	22.512	20.949	77.47	1:04.679	7	6	3
4	60	600	1	Dean NEAL	Kawasaki ZX6R 636 - Acute Civil Engineering Ltd	8	9:07.308	28.574	6.062	76.61	1:04.655	4	10	6
5	40	600	2	James LORD	Triumph STREET TRIPLE -	8	9:07.647	28.913	0.339	76.56	1:05.249	4	8	3
6	12	600	3	Matty MASON	Kawasaki ZX6R 636 -	8	9:08.323	29.589	0.676	76.47	1:04.810	5	15	9
7	138	600	4	Paul COOMBS	Triumph 675R DAYTONA -	8	9:19.878	41.144	11.555	74.89	1:05.887	6	16	9
8	122	600	5	James EGGINTON	Kawasaki ZX6R - Advance Computer Services - www.ACS.co.uk	8	9:21.862	43.128	1.984	74.63	1:06.702	7	14	6
9	75	600	6	Alex TUFNALL	Kawasaki 636 -	8	9:23.655	44.921	1.793	74.39	1:07.335	5	11	2
10	888	600	7	Kirt ELLIOTT	Yamaha R6 -	8	9:23.852	45.118	0.197	74.36	1:07.381	4	9	-1
11	911	600	8	Tom BRASTOCK	Suzuki GSXR 600 - MY POCKET	8	9:24.180	45.446	0.328	74.32	1:07.100	6	19	8
12	10	1000	4	Jack RADLEY	BMW S1000RR -	8	9:25.580	46.846	1.400	74.14	1:07.883	3	5	-7
13	153	600	9	Aaron HICKMOTT	Triumph DAYTONA 675 - Me, Myself & I	8	9:25.671	46.937	0.091	74.12	1:07.090	6	13	0
14	916	600	10	Adam FREWIN	Yamaha R6 - Southern Steam Services Ltd	8	9:44.992	1:06.258	19.321	71.68	1:09.080	5	17	3
15	113	600	11	Phil ROODT	Yamaha R6 - Carter Thorne Carpets and flooring 2018 ltd	8	9:50.010	1:11.276	5.018	71.07	1:09.337	2	12	-3
16	402	600	12	Kaine FARR	Suzuki GSXR - The Elms B&B Snetterton	7	9:01.096	1 Lap	1 Lap	67.80	1:11.304	6	18	2
17	29	1000	5	Luke MORGAN	Suzuki GSXR 750 -	7	9:19.763	1 Lap	18.667	65.54	1:18.012	4	4	-13
NOT CLASSIFIED														
DNF	14	1000		Alex YIANNI	BMW S1000 RR - Airpack 2000 Racing/Almig Compressors	6	6:40.900	2 Laps	1 Lap	78.44	1:04.575	3	3	

FASTEST LAP

87	1000	Dan CHAMBERLAIN	Suzuki GSXR 750 -	3	1:02.934	83.28 mph	134.03 kph
60	600	Dean NEAL	Kawasaki ZX6R 636 - Acute Civil Engineering Ltd	4	1:04.655	81.07 mph	130.46 kph

Comments:

Class 1000 - 92.5% of Race Speed = 74.76 mph
 Class 600 - 92.5% of Race Speed = 70.86 mph

Weather / Track : Cloudy / Dry

These results are provisional until the conclusion of any judicial and technical matters.

Date: 13/04/2024 Start: 17:41 Finish: 17:50

Pembrey National: 1.4560 miles

Clerk Of Course:	Stewards:	Timekeeper:	<i>Craig Smith</i>	
------------------	-----------	-------------	--------------------	--

Results can be found at www.tsl-timing.com

Printed - 17:52 Saturday, 13 April 2024



BMCRG - MRO Championships 2024 - Rnd 2 @ Pembrey

L&W/BMCRG Rookie 600 & Rookie 1000

RACE 19 - LAP CHART

LAP 1 @ 17:43:02.414			LAP 4 @ 17:46:12.654			LAP 7 @ 17:49:28.047		
NO	BEHIND	LAP TIME	NO	BEHIND	LAP TIME	NO	BEHIND	LAP TIME
87		1:08.083	87		1:04.126	87		1:05.013
85	2.074	1:10.157	85	5.164	1:04.123	85	1.726	1:04.035
14	3.915	1:11.998	14	11.667	1:05.730	402	1 Lap	1:11.304
10	4.863	1:12.946	666	12.387	1:04.956	666	12.374	1:04.679
666	5.002	1:13.085	10	19.363	1:08.920	29	1 Lap	1:20.874
29	16.672	1:24.755	40	23.974	1:05.249	60	25.930	1:05.708
40	17.123	1:25.206	12	25.051	1:05.722	40	26.590	1:05.913
12	17.701	1:25.784	60	25.425	1:04.655	12	27.806	1:06.391
60	18.835	1:26.918	888	32.810	1:07.381	10	38.486	1:14.503
888	20.296	1:28.379	138	32.997	1:07.109	138	38.549	1:09.006
153	20.773	1:28.856	75	33.707	1:07.609	888	40.380	1:08.122
75	20.854	1:28.937	911	35.087	1:07.492	122	40.630	1:06.702
122	21.194	1:29.277	122	35.347	1:08.131	75	41.583	1:07.684
911	21.395	1:29.478	153	35.761	1:08.126	911	41.924	1:07.439
138	21.833	1:29.916	113	41.456	1:10.091	153	43.605	1:08.163
113	22.160	1:30.243	916	43.469	1:09.431	916	58.932	1:11.491
916	24.179	1:32.262	402	58.574	1:12.734	113	1:01.758	1:14.169
402	29.128	1:37.211	29	1:01.491	1:18.012			

LAP 2 @ 17:44:05.594			LAP 5 @ 17:47:17.871			LAP 8 @ 17:50:33.065		
NO	BEHIND	LAP TIME	NO	BEHIND	LAP TIME	NO	BEHIND	LAP TIME
87		1:03.180	87		1:05.217	87		1:05.018
85	3.959	1:05.065	85	3.646	1:03.699	85	1.563	1:04.855
666	8.256	1:06.434	14	12.289	1:05.839	402	1 Lap	1:21.241
14	8.422	1:07.687	666	12.748	1:05.578	666	22.512	1:15.156
10	9.620	1:07.937	10	23.218	1:09.072	60	28.574	1:07.662
40	19.886	1:05.943	40	24.109	1:05.352	40	28.913	1:07.341
12	20.621	1:06.100	12	24.644	1:04.810	12	29.589	1:06.801
60	22.907	1:07.252	60	25.214	1:05.006	29	1 Lap	1:20.630
888	25.036	1:07.920	138	33.832	1:06.052	138	41.144	1:07.613
75	25.480	1:07.806	888	35.030	1:07.437	122	43.128	1:07.516
122	25.855	1:07.841	75	35.825	1:07.335	75	44.921	1:08.356
138	26.140	1:07.487	122	37.383	1:07.253	888	45.118	1:09.756
153	27.052	1:09.459	911	37.561	1:07.691	911	45.446	1:08.540
911	27.213	1:08.998	153	38.528	1:07.984	10	46.846	1:13.378
113	28.317	1:09.337	113	47.017	1:10.778	153	46.937	1:08.350
916	31.656	1:10.657	916	47.332	1:09.080	916	1:06.258	1:12.344
29	32.242	1:18.750	402	1:05.011	1:11.654	113	1:11.276	1:14.536
402	39.950	1:14.002						

LAP 3 @ 17:45:08.528			LAP 6 @ 17:48:23.034		
NO	BEHIND	LAP TIME	NO	BEHIND	LAP TIME
87		1:02.934	87		1:05.163
85	5.167	1:04.142	85	2.704	1:04.221
14	10.063	1:04.575	29	1 Lap	1:18.445
666	11.557	1:06.235	14	12.197	1:05.071
10	14.569	1:07.883	666	12.708	1:05.123
40	22.851	1:05.899	60	25.235	1:05.184
12	23.455	1:05.768	40	25.690	1:06.744
60	24.896	1:04.923	12	26.428	1:06.947
888	29.555	1:07.453	10	28.996	1:10.941
138	30.014	1:06.808	138	34.556	1:05.887
75	30.224	1:07.678	888	37.271	1:07.404
122	31.342	1:08.421	75	38.912	1:08.250
911	31.721	1:07.442	122	38.941	1:06.721
153	31.761	1:07.643	911	39.498	1:07.100
113	35.491	1:10.108	153	40.455	1:07.090
916	38.164	1:09.442	916	52.454	1:10.285
29	47.605	1:18.297	113	52.602	1:10.748
402	49.966	1:12.950			

Weather / Track : Cloudy / Dry

Results can be found at www.tsl-timing.com

Pembrey National: 1.4560 miles
Date: 13/04/2024 Start: 17:41 Finish: 17:50

Printed - 17:52 Saturday, 13 April 2024

BMCRC - MRO Championships 2024 - Rnd 2 @ Pembrey

L&W/BMCRC Rookie 600 & Rookie 1000

RACE 19 - POSITION CHART

No	Name	Lap Pos									
			1	2	3	4	5	6	7	8	
87	CHAMBERLAIN	1	87	87	87	87	87	87	87	87	87
85	WOOD	2	85	85	85	85	85	85	85	85	85
14	YIANNI	3	14	666	14	14	14	14	14	666	666
29	MORGAN	4	10	14	666	666	666	666	666	60	60
10	RADLEY	5	666	10	10	10	10	10	60	40	40
666	THOMPSON	6	29	40	40	40	40	40	40	12	12
40	LORD	7	40	12	12	12	12	12	12	10	138
888	ELLIOTT	8	12	60	60	60	60	60	10	138	122
60	NEAL	9	60	888	888	888	888	138	138	888	75
75	TUFNALL	10	888	75	138	138	888	888	888	122	888
113	ROODT	11	153	122	75	75	75	75	75	75	911
153	HICKMOTT	12	75	138	122	911	122	122	911	10	
122	EGGINTON	13	122	153	911	122	911	911	153	153	
12	MASON	14	911	911	153	153	153	153	153	916	916
138	COOMBS	15	138	113	113	113	113	916	113	113	
916	FREWIN	16	113	916	916	916	916	113	402		
402	FARR	17	916	29	29	402	402	402	29		
911	BRASTOCK	18	402	402	402	29	29	29			

BMCRC - MRO Championships 2024 - Rnd 2 @ Pembrey

L&W/BMCRC Rookie 600 & Rookie 1000

RACE 19 - SECTOR ANALYSIS



SECTOR 1 = FL to I1, SECTOR 2 = I1 to FL, DIFF = Difference To Personal Best Lap, P = Crossed Finish Line in Pit Lane, D = Time Disallowed

P1 87 1000 Dan CHAMBERLAIN		Suzuki GSXR 750 -				
IDEAL LAP TIME : 1:02.934		BEST LAP TIME : 1:02.934		DIFFERENCE : 0.000		
LAP	SECTOR 1	SECTOR 2	LAP TIME	MPH	DIFF	TIME OF DAY
1 -		27.918	1:08.083	76.98	5.149	17:43:02.414
2 -	35.402	27.778	1:03.180 (2)	82.96	0.246	17:44:05.594
3 -	35.230	27.704	1:02.934 (1)	83.28		17:45:08.528
4 -	35.965	28.161	1:04.126 (3)	81.73	1.192	17:46:12.654
5 -	36.393	28.824	1:05.217	80.37	2.283	17:47:17.871
6 -	36.501	28.662	1:05.163	80.43	2.229	17:48:23.034
7 -	36.083	28.930	1:05.013	80.62	2.079	17:49:28.047
8 -	35.791	29.227	1:05.018	80.61	2.084	17:50:33.065

P2 85 1000 Ben WOOD		- Myself				
IDEAL LAP TIME : 1:03.189		BEST LAP TIME : 1:03.699		DIFFERENCE : 0.510		
LAP	SECTOR 1	SECTOR 2	LAP TIME	MPH	DIFF	TIME OF DAY
1 -		28.740	1:10.157	74.71	6.458	17:43:04.488
2 -	36.551	28.514	1:05.065	80.55	1.366	17:44:09.553
3 -	35.771	28.371	1:04.142	81.71	0.443	17:45:13.695
4 -	35.862	28.261	1:04.123 (3)	81.74	0.424	17:46:17.818
5 -	35.425	28.274	1:03.699 (1)	82.28		17:47:21.517
6 -	36.036	28.185	1:04.221	81.61	0.522	17:48:25.738
7 -	36.101	27.934	1:04.035 (2)	81.85	0.336	17:49:29.773
8 -	35.255	29.600	1:04.855	80.82	1.156	17:50:34.628

P3 666 1000 Nathan THOMPSON		BMW S1000RR -				
IDEAL LAP TIME : 1:04.329		BEST LAP TIME : 1:04.679		DIFFERENCE : 0.350		
LAP	SECTOR 1	SECTOR 2	LAP TIME	MPH	DIFF	TIME OF DAY
1 -		29.292	1:13.085	71.71	8.406	17:43:07.416
2 -	36.716	29.718	1:06.434	78.89	1.755	17:44:13.850
3 -	37.356	28.879	1:06.235	79.13	1.556	17:45:20.085
4 -	36.331	28.625	1:04.956 (2)	80.69	0.277	17:46:25.041
5 -	36.944	28.634	1:05.578	79.92	0.899	17:47:30.619
6 -	36.466	28.657	1:05.123 (3)	80.48	0.444	17:48:35.742
7 -	36.343	28.336	1:04.679 (1)	81.04		17:49:40.421
8 -	35.993	39.163	1:15.156	69.74	10.477	17:50:55.577

P4 60 600 Dean NEAL		Kawasaki ZX6R 636 - Acute Civil Engineering Ltd				
IDEAL LAP TIME : 1:04.307		BEST LAP TIME : 1:04.655		DIFFERENCE : 0.348		
LAP	SECTOR 1	SECTOR 2	LAP TIME	MPH	DIFF	TIME OF DAY
1 -		29.510	1:26.918	60.30	22.263	17:43:21.249
2 -	38.606	28.646	1:07.252	77.93	2.597	17:44:28.501
3 -	36.236	28.687	1:04.923 (2)	80.73	0.268	17:45:33.424
4 -	35.959	28.696	1:04.655 (1)	81.07		17:46:38.079
5 -	36.658	28.348	1:05.006 (3)	80.63	0.351	17:47:43.085
6 -	36.371	28.813	1:05.184	80.41	0.529	17:48:48.269
7 -	36.499	29.209	1:05.708	79.77	1.053	17:49:53.977
8 -	36.197	31.465	1:07.662	77.46	3.007	17:51:01.639

P5 40 600 James LORD		Triumph STREET TRIPLE -				
IDEAL LAP TIME : 1:04.580		BEST LAP TIME : 1:05.249		DIFFERENCE : 0.669		
LAP	SECTOR 1	SECTOR 2	LAP TIME	MPH	DIFF	TIME OF DAY
1 -		29.798	1:25.206	61.51	19.957	17:43:19.537
2 -	36.452	29.491	1:05.943	79.48	0.694	17:44:25.480
3 -	36.727	29.172	1:05.899 (3)	79.53	0.650	17:45:31.379
4 -	36.022	29.227	1:05.249 (1)	80.33		17:46:36.628
5 -	36.330	29.022	1:05.352 (2)	80.20	0.103	17:47:41.980
6 -	37.919	28.825	1:06.744	78.53	1.495	17:48:48.724
7 -	36.471	29.442	1:05.913	79.52	0.664	17:49:54.637
8 -	35.755	31.586	1:07.341	77.83	2.092	17:51:01.978

BMCRC - MRO Championships 2024 - Rnd 2 @ Pembrey

L&W/BMCRC Rookie 600 & Rookie 1000

RACE 19 - SECTOR ANALYSIS



SECTOR 1 = FL to I1, SECTOR 2 = I1 to FL, DIFF = Difference To Personal Best Lap, P = Crossed Finish Line in Pit Lane, D = Time Disallowed

P6 12 600		Matty MASON		Kawasaki ZX6R 636 -			
IDEAL LAP TIME : 1:04.810		BEST LAP TIME : 1:04.810		DIFFERENCE : 0.000			
LAP	SECTOR 1	SECTOR 2	LAP TIME	MPH	DIFF	TIME OF DAY	
1 -		29.122	1:25.784	61.10	20.974	17:43:20.115	
2 -	37.014	29.086	1:06.100	79.29	1.290	17:44:26.215	
3 -	36.712	29.056	1:05.768 (3)	79.69	0.958	17:45:31.983	
4 -	36.770	28.952	1:05.722 (2)	79.75	0.912	17:46:37.705	
5 -	36.003	28.807	1:04.810 (1)	80.87		17:47:42.515	
6 -	37.584	29.363	1:06.947	78.29	2.137	17:48:49.462	
7 -	37.073	29.318	1:06.391	78.95	1.581	17:49:55.853	
8 -	36.463	30.338	1:06.801	78.46	1.991	17:51:02.654	

P7 138 600		Paul COOMBS		Triumph 675R DAYTONA -			
IDEAL LAP TIME : 1:05.475		BEST LAP TIME : 1:05.887		DIFFERENCE : 0.412			
LAP	SECTOR 1	SECTOR 2	LAP TIME	MPH	DIFF	TIME OF DAY	
1 -		29.906	1:29.916	58.29	24.029	17:43:24.247	
2 -	38.082	29.405	1:07.487	77.66	1.600	17:44:31.734	
3 -	37.261	29.547	1:06.808 (3)	78.45	0.921	17:45:38.542	
4 -	37.636	29.473	1:07.109	78.10	1.222	17:46:45.651	
5 -	37.256	28.796	1:06.052 (2)	79.35	0.165	17:47:51.703	
6 -	36.891	28.996	1:05.887 (1)	79.55		17:48:57.590	
7 -	36.679	32.327	1:09.006	75.95	3.119	17:50:06.596	
8 -	37.118	30.495	1:07.613	77.52	1.726	17:51:14.209	

P8 122 600		James EGGINTON		Kawasaki ZX6R - Advance Computer Services - www.ACS.co.uk			
IDEAL LAP TIME : 1:06.008		BEST LAP TIME : 1:06.702		DIFFERENCE : 0.694			
LAP	SECTOR 1	SECTOR 2	LAP TIME	MPH	DIFF	TIME OF DAY	
1 -		30.072	1:29.277	58.71	22.575	17:43:23.608	
2 -	38.158	29.683	1:07.841	77.26	1.139	17:44:31.449	
3 -	38.582	29.839	1:08.421	76.60	1.719	17:45:39.870	
4 -	38.296	29.835	1:08.131	76.93	1.429	17:46:48.001	
5 -	37.873	29.380	1:07.253 (3)	77.93	0.551	17:47:55.254	
6 -	37.653	29.068	1:06.721 (2)	78.55	0.019	17:49:01.975	
7 -	36.940	29.762	1:06.702 (1)	78.58		17:50:08.677	
8 -	37.283	30.233	1:07.516	77.63	0.814	17:51:16.193	

P9 75 600		Alex TUFNALL		Kawasaki 636 -			
IDEAL LAP TIME : 1:07.113		BEST LAP TIME : 1:07.335		DIFFERENCE : 0.222			
LAP	SECTOR 1	SECTOR 2	LAP TIME	MPH	DIFF	TIME OF DAY	
1 -		29.908	1:28.937	58.93	21.602	17:43:23.268	
2 -	38.099	29.707	1:07.806	77.30	0.471	17:44:31.074	
3 -	37.695	29.983	1:07.678 (3)	77.44	0.343	17:45:38.752	
4 -	37.907	29.702	1:07.609 (2)	77.52	0.274	17:46:46.361	
5 -	37.584	29.751	1:07.335 (1)	77.84		17:47:53.696	
6 -	38.202	30.048	1:08.250	76.80	0.915	17:49:01.946	
7 -	37.411	30.273	1:07.684	77.44	0.349	17:50:09.630	
8 -	37.957	30.399	1:08.356	76.68	1.021	17:51:17.986	

P10 888 600		Kirt ELLIOTT		Yamaha R6 -			
IDEAL LAP TIME : 1:07.132		BEST LAP TIME : 1:07.381		DIFFERENCE : 0.249			
LAP	SECTOR 1	SECTOR 2	LAP TIME	MPH	DIFF	TIME OF DAY	
1 -		29.955	1:28.379	59.30	20.998	17:43:22.710	
2 -	38.228	29.692	1:07.920	77.17	0.539	17:44:30.630	
3 -	37.845	29.608	1:07.453	77.70	0.072	17:45:38.083	
4 -	37.809	29.572	1:07.381 (1)	77.79		17:46:45.464	
5 -	38.032	29.405	1:07.437 (3)	77.72	0.056	17:47:52.901	
6 -	38.081	29.323	1:07.404 (2)	77.76	0.023	17:49:00.305	
7 -	37.867	30.255	1:08.122	76.94	0.741	17:50:08.427	
8 -	38.755	31.001	1:09.756	75.14	2.375	17:51:18.183	

BMCRC - MRO Championships 2024 - Rnd 2 @ Pembrey

L&W/BMCRC Rookie 600 & Rookie 1000

RACE 19 - SECTOR ANALYSIS



SECTOR 1 = FL to I1, SECTOR 2 = I1 to FL, DIFF = Difference To Personal Best Lap, P = Crossed Finish Line in Pit Lane, D = Time Disallowed

P11 911 600 Tom BRASTOCK		Suzuki GSXR 600 - MY POCKET				
IDEAL LAP TIME : 1:06.393		BEST LAP TIME : 1:07.100		DIFFERENCE : 0.707		
LAP	SECTOR 1	SECTOR 2	LAP TIME	MPH	DIFF	TIME OF DAY
1 -		29.928	1:29.478	58.57	22.378	17:43:23.809
2 -	39.508	29.490	1:08.998	75.96	1.898	17:44:32.807
3 -	37.650	29.792	1:07.442 (3)	77.72	0.342	17:45:40.249
4 -	38.030	29.462	1:07.492	77.66	0.392	17:46:47.741
5 -	38.270	29.421	1:07.691	77.43	0.591	17:47:55.432
6 -	37.842	29.258	1:07.100 (1)	78.11		17:49:02.532
7 -	37.135	30.304	1:07.439 (2)	77.72	0.339	17:50:09.971
8 -	37.898	30.642	1:08.540	76.47	1.440	17:51:18.511

P12 10 1000 Jack RADLEY		BMW S1000RR -				
IDEAL LAP TIME : 1:07.495		BEST LAP TIME : 1:07.883		DIFFERENCE : 0.388		
LAP	SECTOR 1	SECTOR 2	LAP TIME	MPH	DIFF	TIME OF DAY
1 -		29.374	1:12.946	71.85	5.063	17:43:07.277
2 -	38.121	29.816	1:07.937 (2)	77.15	0.054	17:44:15.214
3 -	38.210	29.673	1:07.883 (1)	77.21		17:45:23.097
4 -	38.856	30.064	1:08.920 (3)	76.05	1.037	17:46:32.017
5 -	38.788	30.284	1:09.072	75.88	1.189	17:47:41.089
6 -	39.003	31.938	1:10.941	73.88	3.058	17:48:52.030
7 -	40.971	33.532	1:14.503	70.35	6.620	17:50:06.533
8 -	39.813	33.565	1:13.378	71.43	5.495	17:51:19.911

P13 153 600 Aaron HICKMOTT		Triumph DAYTONA 675 - Me, Myself & I				
IDEAL LAP TIME : 1:06.958		BEST LAP TIME : 1:07.090		DIFFERENCE : 0.132		
LAP	SECTOR 1	SECTOR 2	LAP TIME	MPH	DIFF	TIME OF DAY
1 -		30.132	1:28.856	58.98	21.766	17:43:23.187
2 -	39.583	29.876	1:09.459	75.46	2.369	17:44:32.646
3 -	37.637	30.006	1:07.643 (2)	77.48	0.553	17:45:40.289
4 -	38.420	29.706	1:08.126	76.93	1.036	17:46:48.415
5 -	37.937	30.047	1:07.984 (3)	77.10	0.894	17:47:56.399
6 -	37.252	29.838	1:07.090 (1)	78.12		17:49:03.489
7 -	37.907	30.256	1:08.163	76.89	1.073	17:50:11.652
8 -	37.378	30.972	1:08.350	76.68	1.260	17:51:20.002

P14 916 600 Adam FREWIN		Yamaha R6 - Southern Steam Services Ltd				
IDEAL LAP TIME : 1:09.080		BEST LAP TIME : 1:09.080		DIFFERENCE : 0.000		
LAP	SECTOR 1	SECTOR 2	LAP TIME	MPH	DIFF	TIME OF DAY
1 -		31.723	1:32.262	56.81	23.182	17:43:26.593
2 -	38.953	31.704	1:10.657	74.18	1.577	17:44:37.250
3 -	38.648	30.794	1:09.442 (3)	75.48	0.362	17:45:46.692
4 -	38.483	30.948	1:09.431 (2)	75.49	0.351	17:46:56.123
5 -	38.296	30.784	1:09.080 (1)	75.87		17:48:05.203
6 -	39.127	31.158	1:10.285	74.57	1.205	17:49:15.488
7 -	38.728	32.763	1:11.491	73.31	2.411	17:50:26.979
8 -	39.524	32.820	1:12.344	72.45	3.264	17:51:39.323

P15 113 600 Phil ROODT		Yamaha R6 - Carter Thorne Carpets and flooring 2018 ltd				
IDEAL LAP TIME : 1:08.906		BEST LAP TIME : 1:09.337		DIFFERENCE : 0.431		
LAP	SECTOR 1	SECTOR 2	LAP TIME	MPH	DIFF	TIME OF DAY
1 -		30.049	1:30.243	58.08	20.906	17:43:24.574
2 -	38.913	30.424	1:09.337 (1)	75.59		17:44:33.911
3 -	39.026	31.082	1:10.108 (3)	74.76	0.771	17:45:44.019
4 -	39.092	30.999	1:10.091 (2)	74.78	0.754	17:46:54.110
5 -	39.625	31.153	1:10.778	74.05	1.441	17:48:04.888
6 -	39.699	31.049	1:10.748	74.08	1.411	17:49:15.636
7 -	38.857	35.312	1:14.169	70.67	4.832	17:50:29.805
8 -	40.449	34.087	1:14.536	70.32	5.199	17:51:44.341

BMCRC - MRO Championships 2024 - Rnd 2 @ Pembrey

L&W/BMCRC Rookie 600 & Rookie 1000

RACE 19 - SECTOR ANALYSIS



SECTOR 1 = FL to I1, SECTOR 2 = I1 to FL, DIFF = Difference To Personal Best Lap, P = Crossed Finish Line in Pit Lane, D = Time Disallowed

P16 402 600 Kaine FARR			Suzuki GSXR - The Elms B&B Snetterton			
IDEAL LAP TIME : 1:11.176		BEST LAP TIME : 1:11.304		DIFFERENCE : 0.128		
LAP	SECTOR 1	SECTOR 2	LAP TIME	MPH	DIFF	TIME OF DAY
1 -		34.048	1:37.211	53.91	25.907	17:43:31.542
2 -	41.656	32.346	1:14.002	70.83	2.698	17:44:45.544
3 -	40.913	32.037	1:12.950	71.85	1.646	17:45:58.494
4 -	40.886	31.848	1:12.734 (3)	72.06	1.430	17:47:11.228
5 -	40.076	31.578	1:11.654 (2)	73.15	0.350	17:48:22.882
6 -	39.598	31.706	1:11.304 (1)	73.51		17:49:34.186
7 -	39.816	41.425	1:21.241	64.51	9.937	17:50:55.427

P17 29 1000 Luke MORGAN			Suzuki GSXR 750 -			
IDEAL LAP TIME : 1:17.948		BEST LAP TIME : 1:18.012		DIFFERENCE : 0.064		
LAP	SECTOR 1	SECTOR 2	LAP TIME	MPH	DIFF	TIME OF DAY
1 -		34.593	1:24.755	61.84	6.743	17:43:19.086
2 -	44.132	34.618	1:18.750	66.56	0.738	17:44:37.836
3 -	43.860	34.437	1:18.297 (2)	66.94	0.285	17:45:56.133
4 -	43.821	34.191	1:18.012 (1)	67.18		17:47:14.145
5 -	43.842	34.603	1:18.445 (3)	66.81	0.433	17:48:32.590
6 -	43.757	37.117	1:20.874	64.81	2.862	17:49:53.464
7 -	44.174	36.456	1:20.630	65.00	2.618	17:51:14.094

P18 14 1000 Alex YIANNI			BMW S1000 RR - Airpack 2000 Racing/Almig Compressors			
IDEAL LAP TIME : 1:04.537		BEST LAP TIME : 1:04.575		DIFFERENCE : 0.038		
LAP	SECTOR 1	SECTOR 2	LAP TIME	MPH	DIFF	TIME OF DAY
1 -		29.434	1:11.998	72.80	7.423	17:43:06.329
2 -	37.899	29.788	1:07.687	77.43	3.112	17:44:14.016
3 -	36.136	28.439	1:04.575 (1)	81.17		17:45:18.591
4 -	36.804	28.926	1:05.730 (3)	79.74	1.155	17:46:24.321
5 -	37.228	28.611	1:05.839	79.61	1.264	17:47:30.160
6 -	36.670	28.401	1:05.071 (2)	80.55	0.496	17:48:35.231

BMCRC - MRO Championships 2024 - Rnd 2 @ Pembrey

L&W/BMCRC Rookie 600 & Rookie 1000

RACE 19 - BEST SECTORS

SECTOR 1			SECTOR 2			IDEAL / BEST COMPARISON						
POS	NO	NAME	TIME	NO	NAME	TIME	POS	NO	NAME	IDEAL	BEST	DIFF
									PERFECT LAP	1:02.934		
1	87	CHAMBERLAIN	35.230	87	CHAMBERLAIN	27.704	1	87	CHAMBERLAIN	1:02.934	1:02.934	0.000
2	85	WOOD	35.255	85	WOOD	27.934	2	85	WOOD	1:03.189	1:03.699	0.510
3	40	LORD	35.755	666	THOMPSON	28.336	3	60	NEAL	1:04.307	1:04.655	0.348
4	60	NEAL	35.959	60	NEAL	28.348	4	666	THOMPSON	1:04.329	1:04.679	0.350
5	666	THOMPSON	35.993	14	YIANNI	28.401	5	14	YIANNI	1:04.537	1:04.575	0.038
6	12	MASON	36.003	138	COOMBS	28.796	6	40	LORD	1:04.580	1:05.249	0.669
7	14	YIANNI	36.136	12	MASON	28.807	7	12	MASON	1:04.810	1:04.810	0.000
8	138	COOMBS	36.679	40	LORD	28.825	8	138	COOMBS	1:05.475	1:05.887	0.412
9	122	EGGINTON	36.940	122	EGGINTON	29.068	9	122	EGGINTON	1:06.008	1:06.702	0.694
10	911	BRASTOCK	37.135	911	BRASTOCK	29.258	10	911	BRASTOCK	1:06.393	1:07.100	0.707
11	153	HICKMOTT	37.252	888	ELLIOTT	29.323	11	153	HICKMOTT	1:06.958	1:07.090	0.132
12	75	TUFNALL	37.411	10	RADLEY	29.374	12	75	TUFNALL	1:07.113	1:07.335	0.222
13	888	ELLIOTT	37.809	75	TUFNALL	29.702	13	888	ELLIOTT	1:07.132	1:07.381	0.249
14	10	RADLEY	38.121	153	HICKMOTT	29.706	14	10	RADLEY	1:07.495	1:07.883	0.388
15	916	FREWIN	38.296	113	ROODT	30.049	15	113	ROODT	1:08.906	1:09.337	0.431
16	113	ROODT	38.857	916	FREWIN	30.784	16	916	FREWIN	1:09.080	1:09.080	0.000
17	402	FARR	39.598	402	FARR	31.578	17	402	FARR	1:11.176	1:11.304	0.128
18	29	MORGAN	43.757	29	MORGAN	34.191	18	29	MORGAN	1:17.948	1:18.012	0.064

BMCRC - MRO Championships 2024 - Rnd 2 @ Pembrey

L&W/BMCRC Rookie 600 & Rookie 1000

RACE 19 - STATISTICS

Competitors Started 18
Planned Start 2024-04-13 @ 18:00:00.000
Actual Start 2024-04-13 @ 17:41:54.330
Finish Time 2024-04-13 @ 17:50:33.064
Track Length 1.4560mi.
Total Laps 140
Total Distance Covered 203.8400mi.

Session Fastest Lap History

NO	CL	NAME	LAP TIME	TIME OF DAY	LAP	VEHICLE
87	1000	Dan CHAMBERLAIN	1:03.180	17:44:05.606	2	Suzuki GSXR 750
87	1000	Dan CHAMBERLAIN	1:02.934	17:45:08.539	3	Suzuki GSXR 750

Session Leader History

NO	CL	NAME	FROM LAP	LAPS LED	DISTANCE	VEHICLE
87	1000	Dan CHAMBERLAIN	1	8	11.64 miles	Suzuki GSXR 750

Flag History

TYPE	TIME OF DAY
GREEN	17:41:54.330
FINISH	17:50:33.064

Flag Statistics

TYPE	COUNT	TOTAL LAPS	TOTAL TIME
Green	1	8	9:56.202
Red	0	0	0.000
Safety Car	0	0	0.000
FCY	0	0	0.000

BMCRC - MRO Championships 2024 - Rnd 2 @ Pembrey

L&W/BMCRC Rookie 600 & Rookie 1000

RACE 19 - STATISTICS

CLASS : 1000

6 Starters

Fastest Lap History

NO	NAME	LAP TIME	TIME OF DAY	LAP	VEHICLE
87	Dan CHAMBERLAIN	1:03.180	17:44:05.606	2	Suzuki GSXR 750
87	Dan CHAMBERLAIN	1:02.934	17:45:08.539	3	Suzuki GSXR 750

Leader History

NO	NAME	FROM LAP	LAPS LED	DISTANCE	VEHICLE
87	Dan CHAMBERLAIN	1	8	11.64 miles	Suzuki GSXR 750

BMCRC - MRO Championships 2024 - Rnd 2 @ Pembrey

L&W/BMCRC Rookie 600 & Rookie 1000

RACE 19 - STATISTICS

CLASS : 600

12 Starters

Fastest Lap History

NO	NAME	LAP TIME	TIME OF DAY	LAP	VEHICLE
40	James LORD	1:05.943	17:44:25.495	2	Triumph STREET TRIPLE
40	James LORD	1:05.899	17:45:31.395	3	Triumph STREET TRIPLE
12	Matty MASON	1:05.768	17:45:32.011	3	Kawasaki ZX6R 636
60	Dean NEAL	1:04.923	17:45:33.452	3	Kawasaki ZX6R 636
60	Dean NEAL	1:04.655	17:46:38.107	4	Kawasaki ZX6R 636

Leader History

NO	NAME	FROM LAP	LAPS LED	DISTANCE	VEHICLE
40	James LORD	1	5	7.28 miles	Triumph STREET TRIPLE
60	Dean NEAL	6	3	4.36 miles	Kawasaki ZX6R 636

BMCRC - MRO Championships 2024 - Rnd 2 @ Pembrey

L&W/BMCRC Rookie 600 & Rookie 1000

RACE 10 - GRID (12 Laps)



ROW 7	21	402	Kaine FARR	1:11.304	20	113	Phil ROODT	1:09.337	19	916	Adam FREWIN	1:09.080	
ROW 6	18	888	Kirt ELLIOTT	1:07.381	17	75	Alex TUFNALL	1:07.335	16	911	Tom BRASTOCK	1:07.100	
ROW 5		15	153	Aaron HICKMOTT	1:07.090	14	122	James EGGINTON	1:06.702	13	138	Paul COOMBS	1:05.887
ROW 4	12	40	James LORD	1:05.249	11	12	Matty MASON	1:04.810	10	60	Dean NEAL	1:04.655	
ROW 3		9				8				7			
ROW 2	6	29	Luke MORGAN	1:18.012	5	10	Jack RADLEY	1:07.883	4	666	Nathan THOMPSON	1:04.679	
ROW 1		3	14	Alex YIANNI	1:04.575	2	85	Ben WOOD	1:03.699	1	87	Dan CHAMBERLAIN	1:02.934
												Pole	

These results are provisional until the conclusion of any judicial and technical matters.

Pembrey National: 1.4560 miles

Clerk Of Course:	Stewards:	Timekeeper:	<i>Craig Smith</i>	
------------------	-----------	-------------	--------------------	--

Results can be found at www.tsl-timing.com

Printed - 17:53 Saturday, 13 April 2024



BMCRC - MRO Championships 2024 - Rnd 2 @ Pembrey

L&W/BMCRC Rookie 600 & Rookie 1000

RACE 10 - CLASSIFICATION

Race Distance: 12 Laps / 17.47 miles



POS	NO	CL	PIC	NAME	ENTRY	LAPS	TIME	GAP	DIFF	MPH	BEST	ON	GRD	↑↓
1	87	1000	1	Dan CHAMBERLAIN	Suzuki GSXR 750 -	12	12:42.991			82.43	1:02.652	10	1	0
2	85	1000	2	Ben WOOD	- Myself	12	12:47.235	4.244	4.244	81.98	1:02.453	3	2	0
3	666	1000	3	Nathan THOMPSON	BMW S1000RR -	12	13:03.803	20.812	16.568	80.24	1:03.822	8	4	1
4	40	600	1	James LORD	Triumph STREET TRIPLE -	12	13:11.377	28.386	7.574	79.48	1:03.288	6	9	5
5	911	600	2	Tom BRASTOCK	Suzuki GSXR 600 - MY POCKET	12	13:18.325	35.334	6.948	78.78	1:03.999	5	13	8
6	122	600	3	James EGGINTON	Kawasaki ZX6R - Advance Computer Services - www.ACS.c	12	13:33.281	50.290	14.956	77.33	1:04.597	12	11	5
7	153	600	4	Aaron HICKMOTT	Triumph DAYTONA 675 - Me, Myself & I	12	13:34.326	51.335	1.045	77.24	1:05.034	12	12	5
8	12	600	5	Matty MASON	Kawasaki ZX6R 636 -	12	13:34.411	51.420	0.085	77.23	1:04.740	12	8	0
9	75	600	6	Alex TUFNALL	Kawasaki 636 -	11	12:43.655	1 Lap	1 Lap	75.50	1:06.954	5	14	5
10	10	1000	4	Jack RADLEY	BMW S1000RR -	11	12:44.194	1 Lap	0.539	75.44	1:07.731	4	5	-5
11	888	600	7	Kirt ELLIOTT	Yamaha R6 -	11	12:44.323	1 Lap	0.129	75.43	1:07.113	3	15	4
12	138	600	8	Paul COOMBS	Triumph 675R DAYTONA -	11	12:50.214	1 Lap	5.891	74.85	1:05.609	10	10	-2
13	402	600	9	Kaine FARR	Suzuki GSXR - The Elms B&B Snetterton	11	13:09.878	1 Lap	19.664	72.99	1:08.511	7	18	5
14	916	600	10	Adam FREWIN	Yamaha R6 - Southern Steam Services Ltd	11	13:10.323	1 Lap	0.445	72.95	1:08.610	7	16	2
15	113	600	11	Phil ROODT	Yamaha R6 - Carter Thorne Carpets and flooring 2018 ltd	11	13:10.974	1 Lap	0.651	72.89	1:08.729	7	17	2
16	29	1000	5	Luke MORGAN	Suzuki GSXR 750 -	10	13:19.872	2 Laps	1 Lap	65.53	1:16.777	10	6	-10
NOT CLASSIFIED														
DNF	60	600		Dean NEAL	Kawasaki ZX6R 636 - Acute Civil Engineering Ltd	1	1:28.261	11 Laps	9 Laps	59.38			7	

FASTEST LAP

85	1000	Ben WOOD	- Myself	3	1:02.453	83.92 mph	135.07 kph
40	600	James LORD	Triumph STREET TRIPLE -	6	1:03.288	82.82 mph	133.28 kph

Comments:

Class 1000 - 92.5% of Race Speed = 76.24 mph

Class 600 - 92.5% of Race Speed = 73.51 mph

Weather / Track : Cloudy / Dry

These results are provisional until the conclusion of any judicial and technical matters.

Date: 14/04/2024 Start: 12:28 Finish: 12:41

Pembrey National: 1.4560 miles

Clerk Of Course:	Stewards:	Timekeeper:	<i>Craig Smith</i>	
------------------	-----------	-------------	--------------------	--

Results can be found at www.tsl-timing.com

Printed - 12:42 Sunday, 14 April 2024



BMCRC - MRO Championships 2024 - Rnd 2 @ Pembrey

L&W/BMCRC Rookie 600 & Rookie 1000

RACE 10 - LAP CHART

LAP 1 @ 12:29:25.163

NO	BEHIND	LAP TIME
87		1:07.624
666	2.455	1:10.079
85	2.598	1:10.222
10	5.343	1:12.967
29	19.229	1:26.853
12	19.427	1:27.051
911	19.578	1:27.202
40	19.732	1:27.356
122	19.929	1:27.553
138	20.274	1:27.898
60	20.637	1:28.261
75	21.222	1:28.846
153	21.341	1:28.965
888	21.598	1:29.222
916	24.112	1:31.736
113	26.075	1:33.699
402	26.352	1:33.976

LAP 2 @ 12:30:28.556

NO	BEHIND	LAP TIME
87		1:03.393
85	3.732	1:04.527
666	3.774	1:04.712
10	9.761	1:07.811
911	21.120	1:04.935
12	22.399	1:06.365
122	22.446	1:05.910
40	22.645	1:06.306
75	25.477	1:07.648
153	25.780	1:07.832
888	25.994	1:07.789
916	31.688	1:10.969
113	33.415	1:10.733
402	34.160	1:11.201
29	36.534	1:20.698
138	41.812	1:24.931

LAP 3 @ 12:31:31.930

NO	BEHIND	LAP TIME
87		1:03.374
85	2.811	1:02.453
666	4.665	1:04.265
10	15.173	1:08.786
911	23.521	1:05.775
40	23.598	1:04.327
12	25.398	1:06.373
122	25.972	1:06.900
75	29.337	1:07.234
153	29.616	1:07.210
888	29.733	1:07.113
916	38.844	1:10.530
113	39.322	1:09.281
402	41.812	1:11.026
138	46.707	1:08.269
29	55.094	1:21.934

LAP 4 @ 12:32:35.262

NO	BEHIND	LAP TIME
87		1:03.332
85	2.466	1:02.987
666	5.509	1:04.176

10	19.572	1:07.731
40	24.141	1:03.875
911	24.777	1:04.588
12	28.438	1:06.372
122	29.255	1:06.615
153	32.112	1:05.828
75	33.051	1:07.046
888	33.579	1:07.178
113	45.899	1:09.909
916	46.327	1:10.815
402	49.051	1:10.571
138	49.455	1:06.080

LAP 5 @ 12:33:39.212

NO	BEHIND	LAP TIME
87		1:03.950
85	2.036	1:03.520
666	6.394	1:04.835
29	1 Lap	1:20.673
10	23.534	1:07.912
40	23.994	1:03.803
911	24.826	1:03.999
12	30.880	1:06.392
122	31.583	1:06.278
153	33.968	1:05.806
75	36.055	1:06.954
888	37.017	1:07.388
113	51.171	1:09.222
138	51.496	1:05.991
916	52.336	1:09.959
402	54.761	1:09.660

LAP 6 @ 12:34:42.735

NO	BEHIND	LAP TIME
87		1:03.523
85	1.730	1:03.217
666	7.623	1:04.752
29	1 Lap	1:18.624
40	23.759	1:03.288
911	25.846	1:04.543
10	29.056	1:09.045
122	33.330	1:05.270
12	34.157	1:06.800
153	35.737	1:05.292
75	40.368	1:07.836
888	40.768	1:07.274
138	53.651	1:05.678
113	56.593	1:08.945
916	57.693	1:08.880
402	1:00.030	1:08.792

LAP 7 @ 12:35:45.887

NO	BEHIND	LAP TIME
87		1:03.152
85	1.833	1:03.255
666	8.926	1:04.455
40	24.103	1:03.496
911	27.927	1:05.233
10	35.081	1:09.177
122	35.911	1:05.733
12	38.022	1:07.017
153	38.343	1:05.758
29	1 Lap	1:20.006
888	44.740	1:07.124

75	44.848	1:07.632
138	56.827	1:06.328
113	1:02.170	1:08.729

LAP 8 @ 12:36:48.936

NO	BEHIND	LAP TIME
87		1:03.049
916	1 Lap	1:08.610
85	2.254	1:03.470
402	1 Lap	1:08.511
666	9.699	1:03.822
40	24.639	1:03.585
911	29.232	1:04.354
122	39.465	1:06.603
153	40.507	1:05.213
12	41.391	1:06.418
10	42.289	1:10.257
75	49.679	1:07.880
888	50.093	1:08.402
29	1 Lap	1:19.202
138	59.928	1:06.150

LAP 9 @ 12:37:51.825

NO	BEHIND	LAP TIME
87		1:02.889
85	3.739	1:04.374
113	1 Lap	1:09.360
916	1 Lap	1:09.125
402	1 Lap	1:08.677
666	11.331	1:04.521
40	25.223	1:03.473
911	30.557	1:04.214
122	42.533	1:05.957
153	42.969	1:05.351
12	43.620	1:05.118
10	49.750	1:10.350
75	54.592	1:07.802
888	54.929	1:07.725

LAP 10 @ 12:38:54.477

NO	BEHIND	LAP TIME
87		1:02.652
138	1 Lap	1:06.806
85	4.604	1:03.517
29	2 Laps	1:17.580
916	1 Lap	1:09.465
113	1 Lap	1:10.322
666	13.327	1:04.648
402	1 Lap	1:08.595
40	26.330	1:03.759
911	32.317	1:04.412
122	46.153	1:06.272
153	46.275	1:05.958
12	46.751	1:05.783
10	56.802	1:09.704
75	59.371	1:07.431
888	59.562	1:07.285

LAP 11 @ 12:39:57.260

NO	BEHIND	LAP TIME
87		1:02.783
138	1 Lap	1:05.609
85	4.466	1:02.645

666	14.760	1:04.216
916	1 Lap	1:10.002
402	1 Lap	1:09.500
113	1 Lap	1:10.683
29	2 Laps	1:17.525
40	27.912	1:04.365
911	33.857	1:04.323
122	48.963	1:05.593
153	49.571	1:06.079
12	49.950	1:05.982

LAP 12 @ 12:41:00.530

NO	BEHIND	LAP TIME
87		1:03.270
75	1 Lap	1:07.346
10	1 Lap	1:10.454
888	1 Lap	1:07.823
85	4.244	1:03.048
138	1 Lap	1:06.474
666	20.812	1:09.322
402	1 Lap	1:09.369
916	1 Lap	1:10.232
113	1 Lap	1:10.091
40	28.386	1:03.744
911	35.334	1:04.747
29	2 Laps	1:16.777
122	50.290	1:04.597
153	51.335	1:05.034
12	51.420	1:04.740

BMCRC - MRO Championships 2024 - Rnd 2 @ Pembrey

L&W/BMCRC Rookie 600 & Rookie 1000

RACE 10 - POSITION CHART

No	Name	Lap Pos														
			1	2	3	4	5	6	7	8	9	10	11	12		
87	CHAMBERLAIN	1	87	87	87	87	87	87	87	87	87	87	87	87	87	87
85	WOOD	2	666	85	85	85	85	85	85	85	85	85	85	85	85	85
666	THOMPSON	3	85	666	666	666	666	666	666	666	666	666	666	666	666	666
10	RADLEY	4	10	10	10	10	10	40	40	40	40	40	40	40	40	40
29	MORGAN	5	29	911	911	40	40	911	911	911	911	911	911	911	911	911
60	NEAL	6	12	12	40	911	911	10	10	122	122	122	122	122	122	122
12	MASON	7	911	122	12	12	12	122	122	153	153	153	153	153	153	153
40	LORD	8	40	40	122	122	122	12	12	12	12	12	12	12	12	12
138	COOMBS	9	122	75	75	153	153	153	153	10	10	10	10	75		
122	EGGINTON	10	138	153	153	75	75	75	888	75	75	75	10			
153	HICKMOTT	11	60	888	888	888	888	888	75	888	888	888	888			
911	BRASTOCK	12	75	916	916	113	113	138	138	138	138	138	138			
75	TUFNALL	13	153	113	113	916	138	113	113	113	916	916	402			
888	ELLIOTT	14	888	402	402	402	916	916	916	916	113	402	916			
916	FREWIN	15	916	29	138	138	402	402	402	402	402	113	113			
113	ROODT	16	113	138	29	29	29	29	29	29	29	29	29			
402	FARR	17	402													

BMCRC - MRO Championships 2024 - Rnd 2 @ Pembrey

L&W/BMCRC Rookie 600 & Rookie 1000

RACE 10 - SECTOR ANALYSIS



SECTOR 1 = FL to I1, SECTOR 2 = I1 to FL, DIFF = Difference To Personal Best Lap, P = Crossed Finish Line in Pit Lane, D = Time Disallowed

P1 87 1000 Dan CHAMBERLAIN		Suzuki GSXR 750 -				
IDEAL LAP TIME : 1:02.499		BEST LAP TIME : 1:02.652		DIFFERENCE : 0.153		
LAP	SECTOR 1	SECTOR 2	LAP TIME	MPH	DIFF	TIME OF DAY
1 -		27.894	1:07.624	77.51	4.972	12:29:25.163
2 -	35.548	27.845	1:03.393	82.68	0.741	12:30:28.556
3 -	35.245	28.129	1:03.374	82.70	0.722	12:31:31.930
4 -	35.555	27.777	1:03.332	82.76	0.680	12:32:35.262
5 -	35.878	28.072	1:03.950	81.96	1.298	12:33:39.212
6 -	35.493	28.030	1:03.523	82.51	0.871	12:34:42.735
7 -	35.126	28.026	1:03.152	82.99	0.500	12:35:45.887
8 -	35.140	27.909	1:03.049	83.13	0.397	12:36:48.936
9 -	35.319	27.570	1:02.889 (3)	83.34	0.237	12:37:51.825
10 -	34.929	27.723	1:02.652 (1)	83.66		12:38:54.477
11 -	35.066	27.717	1:02.783 (2)	83.48	0.131	12:39:57.260
12 -	35.179	28.091	1:03.270	82.84	0.618	12:41:00.530

P2 85 1000 Ben WOOD		- Myself				
IDEAL LAP TIME : 1:02.187		BEST LAP TIME : 1:02.453		DIFFERENCE : 0.266		
LAP	SECTOR 1	SECTOR 2	LAP TIME	MPH	DIFF	TIME OF DAY
1 -		28.290	1:10.222	74.64	7.769	12:29:27.761
2 -	36.070	28.457	1:04.527	81.23	2.074	12:30:32.288
3 -	34.475	27.978	1:02.453 (1)	83.92		12:31:34.741
4 -	35.137	27.850	1:02.987 (3)	83.21	0.534	12:32:37.728
5 -	35.415	28.105	1:03.520	82.51	1.067	12:33:41.248
6 -	35.018	28.199	1:03.217	82.91	0.764	12:34:44.465
7 -	35.072	28.183	1:03.255	82.86	0.802	12:35:47.720
8 -	35.209	28.261	1:03.470	82.58	1.017	12:36:51.190
9 -	35.990	28.384	1:04.374	81.42	1.921	12:37:55.564
10 -	35.372	28.145	1:03.517	82.52	1.064	12:38:59.081
11 -	34.933	27.712	1:02.645 (2)	83.67	0.192	12:40:01.726
12 -	35.211	27.837	1:03.048	83.13	0.595	12:41:04.774

P3 666 1000 Nathan THOMPSON		BMW S1000RR -				
IDEAL LAP TIME : 1:03.634		BEST LAP TIME : 1:03.822		DIFFERENCE : 0.188		
LAP	SECTOR 1	SECTOR 2	LAP TIME	MPH	DIFF	TIME OF DAY
1 -		28.372	1:10.079	74.79	6.257	12:29:27.618
2 -	36.058	28.654	1:04.712	80.99	0.890	12:30:32.330
3 -	35.667	28.598	1:04.265	81.56	0.443	12:31:36.595
4 -	35.875	28.301	1:04.176 (2)	81.67	0.354	12:32:40.771
5 -	35.720	29.115	1:04.835	80.84	1.013	12:33:45.606
6 -	36.269	28.483	1:04.752	80.94	0.930	12:34:50.358
7 -	36.410	28.045	1:04.455	81.32	0.633	12:35:54.813
8 -	35.589	28.233	1:03.822 (1)	82.12		12:36:58.635
9 -	36.060	28.461	1:04.521	81.23	0.699	12:38:03.156
10 -	35.667	28.981	1:04.648	81.07	0.826	12:39:07.804
11 -	36.052	28.164	1:04.216 (3)	81.62	0.394	12:40:12.020
12 -	38.617	30.705	1:09.322	75.61	5.500	12:41:21.342

BMCRC - MRO Championships 2024 - Rnd 2 @ Pembrey

L&W/BMCRC Rookie 600 & Rookie 1000

RACE 10 - SECTOR ANALYSIS



SECTOR 1 = FL to I1, SECTOR 2 = I1 to FL, DIFF = Difference To Personal Best Lap, P = Crossed Finish Line in Pit Lane, D = Time Disallowed

P4 40 600 James LORD			Triumph STREET TRIPLE -			
IDEAL LAP TIME : 1:03.137		BEST LAP TIME : 1:03.288		DIFFERENCE : 0.151		
LAP	SECTOR 1	SECTOR 2	LAP TIME	MPH	DIFF	TIME OF DAY
1 -		29.478	1:27.356	60.00	24.068	12:29:44.895
2 -	37.765	28.541	1:06.306	79.05	3.018	12:30:51.201
3 -	35.758	28.569	1:04.327	81.48	1.039	12:31:55.528
4 -	35.161	28.714	1:03.875	82.06	0.587	12:32:59.403
5 -	35.461	28.342	1:03.803	82.15	0.515	12:34:03.206
6 -	34.946	28.342	1:03.288 (1)	82.82		12:35:06.494
7 -	35.081	28.415	1:03.496 (3)	82.55	0.208	12:36:09.990
8 -	35.311	28.274	1:03.585	82.43	0.297	12:37:13.575
9 -	35.246	28.227	1:03.473 (2)	82.57	0.185	12:38:17.048
10 -	35.302	28.457	1:03.759	82.20	0.471	12:39:20.807
11 -	35.653	28.712	1:04.365	81.43	1.077	12:40:25.172
12 -	35.553	28.191	1:03.744	82.22	0.456	12:41:28.916

P5 911 600 Tom BRASTOCK			Suzuki GSXR 600 - MY POCKET			
IDEAL LAP TIME : 1:03.797		BEST LAP TIME : 1:03.999		DIFFERENCE : 0.202		
LAP	SECTOR 1	SECTOR 2	LAP TIME	MPH	DIFF	TIME OF DAY
1 -		29.490	1:27.202	60.10	23.203	12:29:44.741
2 -	36.228	28.707	1:04.935	80.72	0.936	12:30:49.676
3 -	36.223	29.552	1:05.775	79.68	1.776	12:31:55.451
4 -	36.064	28.524	1:04.588	81.15	0.589	12:33:00.039
5 -	35.776	28.223	1:03.999 (1)	81.90		12:34:04.038
6 -	36.004	28.539	1:04.543	81.21	0.544	12:35:08.581
7 -	36.662	28.571	1:05.233	80.35	1.234	12:36:13.814
8 -	35.778	28.576	1:04.354	81.44	0.355	12:37:18.168
9 -	35.574	28.640	1:04.214 (2)	81.62	0.215	12:38:22.382
10 -	35.867	28.545	1:04.412	81.37	0.413	12:39:26.794
11 -	35.837	28.486	1:04.323 (3)	81.48	0.324	12:40:31.117
12 -	35.878	28.869	1:04.747	80.95	0.748	12:41:35.864

P6 122 600 James EGGINTON			Kawasaki ZX6R - Advance Computer Services - www.ACS.co.uk			
IDEAL LAP TIME : 1:04.597		BEST LAP TIME : 1:04.597		DIFFERENCE : 0.000		
LAP	SECTOR 1	SECTOR 2	LAP TIME	MPH	DIFF	TIME OF DAY
1 -		28.809	1:27.553	59.86	22.956	12:29:45.092
2 -	37.246	28.664	1:05.910	79.52	1.313	12:30:51.002
3 -	38.282	28.618	1:06.900	78.34	2.303	12:31:57.902
4 -	37.729	28.886	1:06.615	78.68	2.018	12:33:04.517
5 -	37.370	28.908	1:06.278	79.08	1.681	12:34:10.795
6 -	36.860	28.410	1:05.270 (2)	80.30	0.673	12:35:16.065
7 -	36.849	28.884	1:05.733	79.74	1.136	12:36:21.798
8 -	37.612	28.991	1:06.603	78.69	2.006	12:37:28.401
9 -	36.934	29.023	1:05.957	79.46	1.360	12:38:34.358
10 -	37.263	29.009	1:06.272	79.09	1.675	12:39:40.630
11 -	37.211	28.382	1:05.593 (3)	79.91	0.996	12:40:46.223
12 -	36.493	28.104	1:04.597 (1)	81.14		12:41:50.820

BMCRC - MRO Championships 2024 - Rnd 2 @ Pembrey

L&W/BMCRC Rookie 600 & Rookie 1000

RACE 10 - SECTOR ANALYSIS



SECTOR 1 = FL to I1, SECTOR 2 = I1 to FL, DIFF = Difference To Personal Best Lap, P = Crossed Finish Line in Pit Lane, D = Time Disallowed

P7 153 600 Aaron HICKMOTT			Triumph DAYTONA 675 - Me, Myself & I			
IDEAL LAP TIME : 1:04.817		BEST LAP TIME : 1:05.034		DIFFERENCE : 0.217		
LAP	SECTOR 1	SECTOR 2	LAP TIME	MPH	DIFF	TIME OF DAY
1 -		29.450	1:28.965	58.91	23.931	12:29:46.504
2 -	37.816	30.016	1:07.832	77.27	2.798	12:30:54.336
3 -	37.550	29.660	1:07.210	77.98	2.176	12:32:01.546
4 -	36.863	28.965	1:05.828	79.62	0.794	12:33:07.374
5 -	36.671	29.135	1:05.806	79.65	0.772	12:34:13.180
6 -	36.371	28.921	1:05.292 (3)	80.27	0.258	12:35:18.472
7 -	36.470	29.288	1:05.758	79.71	0.724	12:36:24.230
8 -	36.178	29.035	1:05.213 (2)	80.37	0.179	12:37:29.443
9 -	36.299	29.052	1:05.351	80.20	0.317	12:38:34.794
10 -	37.130	28.828	1:05.958	79.46	0.924	12:39:40.752
11 -	37.440	28.639	1:06.079	79.32	1.045	12:40:46.831
12 -	36.268	28.766	1:05.034 (1)	80.59		12:41:51.865

P8 12 600 Matty MASON			Kawasaki ZX6R 636 -			
IDEAL LAP TIME : 1:04.740		BEST LAP TIME : 1:04.740		DIFFERENCE : 0.000		
LAP	SECTOR 1	SECTOR 2	LAP TIME	MPH	DIFF	TIME OF DAY
1 -		29.508	1:27.051	60.21	22.311	12:29:44.590
2 -	37.377	28.988	1:06.365	78.98	1.625	12:30:50.955
3 -	37.462	28.911	1:06.373	78.97	1.633	12:31:57.328
4 -	37.111	29.261	1:06.372	78.97	1.632	12:33:03.700
5 -	37.267	29.125	1:06.392	78.94	1.652	12:34:10.092
6 -	37.437	29.363	1:06.800	78.46	2.060	12:35:16.892
7 -	36.937	30.080	1:07.017	78.21	2.277	12:36:23.909
8 -	37.119	29.299	1:06.418	78.91	1.678	12:37:30.327
9 -	36.528	28.590	1:05.118 (2)	80.49	0.378	12:38:35.445
10 -	37.002	28.781	1:05.783 (3)	79.68	1.043	12:39:41.228
11 -	37.288	28.694	1:05.982	79.43	1.242	12:40:47.210
12 -	36.375	28.365	1:04.740 (1)	80.96		12:41:51.950

P9 75 600 Alex TUFNALL			Kawasaki 636 -			
IDEAL LAP TIME : 1:06.839		BEST LAP TIME : 1:06.954		DIFFERENCE : 0.115		
LAP	SECTOR 1	SECTOR 2	LAP TIME	MPH	DIFF	TIME OF DAY
1 -		29.592	1:28.846	58.99	21.892	12:29:46.385
2 -	38.152	29.496	1:07.648	77.48	0.694	12:30:54.033
3 -	37.644	29.590	1:07.234 (3)	77.96	0.280	12:32:01.267
4 -	37.613	29.433	1:07.046 (2)	78.17	0.092	12:33:08.313
5 -	37.425	29.529	1:06.954 (1)	78.28		12:34:15.267
6 -	37.672	30.164	1:07.836	77.26	0.882	12:35:23.103
7 -	37.888	29.744	1:07.632	77.50	0.678	12:36:30.735
8 -	38.466	29.414	1:07.880	77.21	0.926	12:37:38.615
9 -	38.133	29.669	1:07.802	77.30	0.848	12:38:46.417
10 -	37.765	29.666	1:07.431	77.73	0.477	12:39:53.848
11 -	37.771	29.575	1:07.346	77.83	0.392	12:41:01.194

P10 10 1000 Jack RADLEY			BMW S1000RR -			
IDEAL LAP TIME : 1:07.558		BEST LAP TIME : 1:07.731		DIFFERENCE : 0.173		
LAP	SECTOR 1	SECTOR 2	LAP TIME	MPH	DIFF	TIME OF DAY
1 -		29.796	1:12.967	71.83	5.236	12:29:30.506
2 -	37.871	29.940	1:07.811 (2)	77.29	0.080	12:30:38.317
3 -	39.041	29.745	1:08.786	76.20	1.055	12:31:47.103
4 -	38.044	29.687	1:07.731 (1)	77.38		12:32:54.834
5 -	38.030	29.882	1:07.912 (3)	77.18	0.181	12:34:02.746
6 -	38.464	30.581	1:09.045	75.91	1.314	12:35:11.791
7 -	38.552	30.625	1:09.177	75.77	1.446	12:36:20.968
8 -	39.176	31.081	1:10.257	74.60	2.526	12:37:31.225
9 -	39.404	30.946	1:10.350	74.50	2.619	12:38:41.575
10 -	38.809	30.895	1:09.704	75.19	1.973	12:39:51.279
11 -	39.202	31.252	1:10.454	74.39	2.723	12:41:01.733

BMCRC - MRO Championships 2024 - Rnd 2 @ Pembrey

L&W/BMCRC Rookie 600 & Rookie 1000

RACE 10 - SECTOR ANALYSIS



SECTOR 1 = FL to I1, SECTOR 2 = I1 to FL, DIFF = Difference To Personal Best Lap, P = Crossed Finish Line in Pit Lane, D = Time Disallowed

P11 888 600		Kirt ELLIOTT		Yamaha R6 -		
IDEAL LAP TIME : 1:06.776		BEST LAP TIME : 1:07.113		DIFFERENCE : 0.337		
LAP	SECTOR 1	SECTOR 2	LAP TIME	MPH	DIFF	TIME OF DAY
1 -		29.495	1:29.222	58.74	22.109	12:29:46.761
2 -	38.689	29.100	1:07.789	77.32	0.676	12:30:54.550
3 -	37.815	29.298	1:07.113 (1)	78.10		12:32:01.663
4 -	37.952	29.226	1:07.178 (3)	78.02	0.065	12:33:08.841
5 -	38.104	29.284	1:07.388	77.78	0.275	12:34:16.229
6 -	37.869	29.405	1:07.274	77.91	0.161	12:35:23.503
7 -	38.163	28.961	1:07.124 (2)	78.08	0.011	12:36:30.627
8 -	39.120	29.282	1:08.402	76.62	1.289	12:37:39.029
9 -	38.156	29.569	1:07.725	77.39	0.612	12:38:46.754
10 -	37.888	29.397	1:07.285	77.90	0.172	12:39:54.039
11 -	38.304	29.519	1:07.823	77.28	0.710	12:41:01.862

P12 138 600		Paul COOMBS		Triumph 675R DAYTONA -		
IDEAL LAP TIME : 1:05.326		BEST LAP TIME : 1:05.609		DIFFERENCE : 0.283		
LAP	SECTOR 1	SECTOR 2	LAP TIME	MPH	DIFF	TIME OF DAY
1 -		28.793	1:27.898	59.63	22.289	12:29:45.437
2 -	52.956	31.975	1:24.931	61.71	19.322	12:31:10.368
3 -	38.821	29.448	1:08.269	76.77	2.660	12:32:18.637
4 -	37.306	28.774	1:06.080	79.32	0.471	12:33:24.717
5 -	37.024	28.967	1:05.991 (3)	79.42	0.382	12:34:30.708
6 -	36.627	29.051	1:05.678 (2)	79.80	0.069	12:35:36.386
7 -	37.141	29.187	1:06.328	79.02	0.719	12:36:42.714
8 -	37.154	28.996	1:06.150	79.23	0.541	12:37:48.864
9 -	37.815	28.991	1:06.806	78.46	1.197	12:38:55.670
10 -	36.758	28.851	1:05.609 (1)	79.89		12:40:01.279
11 -	37.775	28.699	1:06.474	78.85	0.865	12:41:07.753

P13 402 600		Kaine FARR		Suzuki GSXR - The Elms B&B Snetterton		
IDEAL LAP TIME : 1:08.036		BEST LAP TIME : 1:08.511		DIFFERENCE : 0.475		
LAP	SECTOR 1	SECTOR 2	LAP TIME	MPH	DIFF	TIME OF DAY
1 -		31.796	1:33.976	55.77	25.465	12:29:51.515
2 -	40.100	31.101	1:11.201	73.61	2.690	12:31:02.716
3 -	39.780	31.246	1:11.026	73.79	2.515	12:32:13.742
4 -	39.566	31.005	1:10.571	74.27	2.060	12:33:24.313
5 -	38.732	30.928	1:09.660	75.24	1.149	12:34:33.973
6 -	38.364	30.428	1:08.792	76.19	0.281	12:35:42.765
7 -	38.074	30.437	1:08.511 (1)	76.50		12:36:51.276
8 -	38.558	30.119	1:08.677 (3)	76.32	0.166	12:37:59.953
9 -	38.396	30.199	1:08.595 (2)	76.41	0.084	12:39:08.548
10 -	38.692	30.808	1:09.500	75.41	0.989	12:40:18.048
11 -	39.407	29.962	1:09.369	75.56	0.858	12:41:27.417

P14 916 600		Adam FREWIN		Yamaha R6 - Southern Steam Services Ltd		
IDEAL LAP TIME : 1:08.403		BEST LAP TIME : 1:08.610		DIFFERENCE : 0.207		
LAP	SECTOR 1	SECTOR 2	LAP TIME	MPH	DIFF	TIME OF DAY
1 -		31.085	1:31.736	57.13	23.126	12:29:49.275
2 -	39.640	31.329	1:10.969	73.85	2.359	12:31:00.244
3 -	39.051	31.479	1:10.530	74.31	1.920	12:32:10.774
4 -	39.397	31.418	1:10.815	74.01	2.205	12:33:21.589
5 -	39.340	30.619	1:09.959	74.92	1.349	12:34:31.548
6 -	38.435	30.445	1:08.880 (2)	76.09	0.270	12:35:40.428
7 -	38.356	30.254	1:08.610 (1)	76.39		12:36:49.038
8 -	39.078	30.047	1:09.125 (3)	75.82	0.515	12:37:58.163
9 -	38.719	30.746	1:09.465	75.45	0.855	12:39:07.628
10 -	39.020	30.982	1:10.002	74.87	1.392	12:40:17.630
11 -	39.659	30.573	1:10.232	74.63	1.622	12:41:27.862

BMCRC - MRO Championships 2024 - Rnd 2 @ Pembrey

L&W/BMCRC Rookie 600 & Rookie 1000

RACE 10 - SECTOR ANALYSIS



SECTOR 1 = FL to I1, SECTOR 2 = I1 to FL, DIFF = Difference To Personal Best Lap, P = Crossed Finish Line in Pit Lane, D = Time Disallowed

P15 113 600 Phil ROODT		Yamaha R6 - Carter Thorne Carpets and flooring 2018 ltd				
IDEAL LAP TIME : 1:08.426		BEST LAP TIME : 1:08.729		DIFFERENCE : 0.303		
LAP	SECTOR 1	SECTOR 2	LAP TIME	MPH	DIFF	TIME OF DAY
1 -		31.367	1:33.699	55.94	24.970	12:29:51.238
2 -	39.591	31.142	1:10.733	74.10	2.004	12:31:01.971
3 -	39.141	30.140	1:09.281	75.65	0.552	12:32:11.252
4 -	38.986	30.923	1:09.909	74.97	1.180	12:33:21.161
5 -	38.749	30.473	1:09.222 (3)	75.72	0.493	12:34:30.383
6 -	38.300	30.645	1:08.945 (2)	76.02	0.216	12:35:39.328
7 -	38.603	30.126	1:08.729 (1)	76.26		12:36:48.057
8 -	38.891	30.469	1:09.360	75.57	0.631	12:37:57.417
9 -	39.661	30.661	1:10.322	74.53	1.593	12:39:07.739
10 -	39.097	31.586	1:10.683	74.15	1.954	12:40:18.422
11 -	39.622	30.469	1:10.091	74.78	1.362	12:41:28.513

P16 29 1000 Luke MORGAN		Suzuki GSXR 750 -				
IDEAL LAP TIME : 1:16.687		BEST LAP TIME : 1:16.777		DIFFERENCE : 0.090		
LAP	SECTOR 1	SECTOR 2	LAP TIME	MPH	DIFF	TIME OF DAY
1 -		34.888	1:26.853	60.34	10.076	12:29:44.392
2 -	46.065	34.633	1:20.698	64.95	3.921	12:31:05.090
3 -	46.459	35.475	1:21.934	63.97	5.157	12:32:27.024
4 -	45.983	34.690	1:20.673	64.97	3.896	12:33:47.697
5 -	44.317	34.307	1:18.624	66.66	1.847	12:35:06.321
6 -	46.464	33.542	1:20.006	65.51	3.229	12:36:26.327
7 -	45.042	34.160	1:19.202	66.18	2.425	12:37:45.529
8 -	43.145	34.435	1:17.580 (3)	67.56	0.803	12:39:03.109
9 -	43.867	33.658	1:17.525 (2)	67.61	0.748	12:40:20.634
10 -	43.178	33.599	1:16.777 (1)	68.27		12:41:37.411

P17 60 600 Dean NEAL		Kawasaki ZX6R 636 - Acute Civil Engineering Ltd				
IDEAL LAP TIME :		BEST LAP TIME :		DIFFERENCE :		
LAP	SECTOR 1	SECTOR 2	LAP TIME	MPH	DIFF	TIME OF DAY
1 -		29.691	1:28.261	59.38		12:29:45.800

BMCRC - MRO Championships 2024 - Rnd 2 @ Pembrey

L&W/BMCRC Rookie 600 & Rookie 1000

RACE 10 - BEST SECTORS

SECTOR 1			SECTOR 2			IDEAL / BEST COMPARISON						
POS	NO	NAME	TIME	NO	NAME	TIME	POS	NO	NAME	IDEAL	BEST	DIFF
									PERFECT LAP	1:02.045		
1	85	WOOD	34.475	87	CHAMBERLAIN	27.570	1	85	WOOD	1:02.187	1:02.453	0.266
2	87	CHAMBERLAIN	34.929	85	WOOD	27.712	2	87	CHAMBERLAIN	1:02.499	1:02.652	0.153
3	40	LORD	34.946	666	THOMPSON	28.045	3	40	LORD	1:03.137	1:03.288	0.151
4	911	BRASSTOCK	35.574	122	EGGINTON	28.104	4	666	THOMPSON	1:03.634	1:03.822	0.188
5	666	THOMPSON	35.589	40	LORD	28.191	5	911	BRASSTOCK	1:03.797	1:03.999	0.202
6	153	HICKMOTT	36.178	911	BRASSTOCK	28.223	6	122	EGGINTON	1:04.597	1:04.597	0.000
7	12	MASON	36.375	12	MASON	28.365	7	12	MASON	1:04.740	1:04.740	0.000
8	122	EGGINTON	36.493	153	HICKMOTT	28.639	8	153	HICKMOTT	1:04.817	1:05.034	0.217
9	138	COOMBS	36.627	138	COOMBS	28.699	9	138	COOMBS	1:05.326	1:05.609	0.283
10	75	TUFNALL	37.425	888	ELLIOTT	28.961	10	888	ELLIOTT	1:06.776	1:07.113	0.337
11	888	ELLIOTT	37.815	75	TUFNALL	29.414	11	75	TUFNALL	1:06.839	1:06.954	0.115
12	10	RADLEY	37.871	10	RADLEY	29.687	12	10	RADLEY	1:07.558	1:07.731	0.173
13	402	FARR	38.074	60	NEAL	29.691	13	402	FARR	1:08.036	1:08.511	0.475
14	113	ROODT	38.300	402	FARR	29.962	14	916	FREWIN	1:08.403	1:08.610	0.207
15	916	FREWIN	38.356	916	FREWIN	30.047	15	113	ROODT	1:08.426	1:08.729	0.303
16	29	MORGAN	43.145	113	ROODT	30.126	16	29	MORGAN	1:16.687	1:16.777	0.090
17				29	MORGAN	33.542	17	60	NEAL			

BMCRC - MRO Championships 2024 - Rnd 2 @ Pembrey

L&W/BMCRC Rookie 600 & Rookie 1000

RACE 10 - STATISTICS

Competitors Started 17
Planned Start 2024-04-14 @ 12:35:00.000
Actual Start 2024-04-14 @ 12:28:17.538
Finish Time 2024-04-14 @ 12:41:00.529
Track Length 1.4560mi.
Total Laps 184
Total Distance Covered 267.9040mi.

Session Fastest Lap History

NO	CL	NAME	LAP TIME	TIME OF DAY	LAP	VEHICLE
87	1000	Dan CHAMBERLAIN	1:03.393	12:30:28.567	2	Suzuki GSXR 750
87	1000	Dan CHAMBERLAIN	1:03.374	12:31:31.941	3	Suzuki GSXR 750
85	1000	Ben WOOD	1:02.453	12:31:34.754	3	

Session Leader History

NO	CL	NAME	FROM LAP	LAPS LED	DISTANCE	VEHICLE
87	1000	Dan CHAMBERLAIN	1	12	17.47 miles	Suzuki GSXR 750

Flag History

TYPE	TIME OF DAY
GREEN	12:28:17.538
FINISH	12:41:00.529

Flag Statistics

TYPE	COUNT	TOTAL LAPS	TOTAL TIME
Green	1	12	13:40.233
Red	0	0	0.000
Safety Car	0	0	0.000
FCY	0	0	0.000

BMCRC - MRO Championships 2024 - Rnd 2 @ Pembrey

L&W/BMCRC Rookie 600 & Rookie 1000

RACE 10 - STATISTICS

CLASS : 1000

5 Starters

Fastest Lap History

NO	NAME	LAP TIME	TIME OF DAY	LAP	VEHICLE
87	Dan CHAMBERLAIN	1:03.393	12:30:28.567	2	Suzuki GSXR 750
87	Dan CHAMBERLAIN	1:03.374	12:31:31.941	3	Suzuki GSXR 750
85	Ben WOOD	1:02.453	12:31:34.754	3	

Leader History

NO	NAME	FROM LAP	LAPS LED	DISTANCE	VEHICLE
87	Dan CHAMBERLAIN	1	12	17.47 miles	Suzuki GSXR 750

BMCRC - MRO Championships 2024 - Rnd 2 @ Pembrey

L&W/BMCRC Rookie 600 & Rookie 1000

RACE 10 - STATISTICS

CLASS : 600

12 Starters

Fastest Lap History

NO	NAME	LAP TIME	TIME OF DAY	LAP	VEHICLE
911	Tom BRASTOCK	1:04.935	12:30:49.693	2	Suzuki GSXR 600
40	James LORD	1:04.327	12:31:55.544	3	Triumph STREET TRIPLE
40	James LORD	1:03.875	12:32:59.419	4	Triumph STREET TRIPLE
40	James LORD	1:03.803	12:34:03.221	5	Triumph STREET TRIPLE
40	James LORD	1:03.288	12:35:06.510	6	Triumph STREET TRIPLE

Leader History

NO	NAME	FROM LAP	LAPS LED	DISTANCE	VEHICLE
12	Matty MASON	1	1	1.45 miles	Kawasaki ZX6R 636
911	Tom BRASTOCK	2	2	2.91 miles	Suzuki GSXR 600
40	James LORD	4	9	13.10 miles	Triumph STREET TRIPLE

BMCRC - MRO Championships 2024 - Rnd 2 @ Pembrey

L&W/BMCRC Rookie 600 & Rookie 1000

RACE 20 - GRID (12 Laps)



ROW 7	21	1:08.729	113 Phil ROODT	20	1:08.610	916 Adam FREWIN	19	1:08.511	402 Kaine FARR
ROW 6	18	1:07.113	888 Kirt ELLIOTT	17	1:06.954	75 Alex TUFNALL	16		60 Dean NEAL
ROW 5		1:05.609	15 138 Paul COOMBS	14	1:05.034	153 Aaron HICKMOTT	13	1:04.740	12 Matty MASON
ROW 4	12	1:04.597	122 James EGGINTON	11	1:03.999	911 Tom BRASTOCK	10	1:03.288	40 James LORD
ROW 3			9			8			7
ROW 2	6		14 Alex YIANNI	5	1:16.777	29 Luke MORGAN	4	1:07.731	10 Jack RADLEY
ROW 1		1:03.822	3 666 Nathan THOMPSON	2	1:02.652	87 Dan CHAMBERLAIN	1	1:02.453	85 Ben WOOD
									Pole

These results are provisional until the conclusion of any judicial and technical matters.

Pembrey National: 1.4560 miles

Clerk Of Course:	Stewards:	Timekeeper:	<i>Craig Smith</i>	
------------------	-----------	-------------	--------------------	--

Results can be found at www.tsl-timing.com

Printed - 12:44 Sunday, 14 April 2024



BMCRC - MRO Championships 2024 - Rnd 2 @ Pembrey

L&W/BMCRC Rookie 600 & Rookie 1000

RACE 20 - CLASSIFICATION

Race Distance: 12 Laps / 17.47 miles



POS	NO	CL	PIC	NAME	ENTRY	LAPS	TIME	GAP	DIFF	MPH	BEST	ON	GRD	↑↓
1	87	1000	1	Dan CHAMBERLAIN	Suzuki GSXR 750 -	12	12:44.507			82.27	1:02.359	8	2	1
2	85	1000	2	Ben WOOD	- Myself	12	12:55.592	11.085	11.085	81.09	1:02.814	2	1	-1
3	666	1000	3	Nathan THOMPSON	BMW S1000RR -	12	13:07.706	23.199	12.114	79.85	1:03.581	7	3	0
4	40	600	1	James LORD	Triumph STREET TRIPLE -	12	13:16.555	32.048	8.849	78.96	1:04.005	5	7	3
5	138	600	2	Paul COOMBS	Triumph 675R DAYTONA -	12	13:17.823	33.316	1.268	78.83	1:04.553	9	12	7
6	12	600	3	Matty MASON	Kawasaki ZX6R 636 -	12	13:20.467	35.960	2.644	78.57	1:04.572	10	10	4
7	911	600	4	Tom BRASTOCK	Suzuki GSXR 600 - MY POCKET	12	13:22.178	37.671	1.711	78.41	1:04.770	2	8	1
8	153	600	5	Aaron HICKMOTT	Triumph DAYTONA 675 - Me, Myself & I	12	13:32.469	47.962	10.291	77.41	1:05.679	10	11	3
9	122	600	6	James EGGINTON	Kawasaki ZX6R - Advance Computer Services - www.ACS.co	12	13:45.410	1:00.903	12.941	76.20	1:06.510	5	9	0
10	75	600	7	Alex TUFNALL	Kawasaki 636 -	11	12:55.664	1 Lap	1 Lap	74.33	1:07.409	2	14	4
11	888	600	8	Kirt ELLIOTT	Yamaha R6 -	11	13:08.173	1 Lap	12.509	73.15	1:09.002	3	15	4
12	113	600	9	Phil ROODT	Yamaha R6 - Carter Thorne Carpets and flooring 2018 ltd	11	13:08.571	1 Lap	0.398	73.11	1:08.601	11	18	6
13	10	1000	4	Jack RADLEY	BMW S1000RR -	11	13:17.157	1 Lap	8.586	72.32	1:10.583	2	4	-9

NOT CLASSIFIED

DNF	916	600		Adam FREWIN	Yamaha R6 - Southern Steam Services Ltd	1	4:10.942	11 Laps	10 Laps	20.88				17
-----	-----	-----	--	-------------	---	---	----------	---------	---------	-------	--	--	--	----

FASTEST LAP

87	1000			Dan CHAMBERLAIN	Suzuki GSXR 750 -	8	1:02.359			84.05 mph				135.27 kph
40	600			James LORD	Triumph STREET TRIPLE -	5	1:04.005			81.89 mph				131.79 kph

Comments:

Class 1000 - 92.5% of Race Speed = 76.09 mph

Class 600 - 92.5% of Race Speed = 73.03 mph

Weather / Track : Cloudy / Dry

These results are provisional until the conclusion of any judicial and technical matters.

Date: 14/04/2024 Start: 16:51 Finish: 17:04

Pembrey National: 1.4560 miles

Clerk Of Course:	Stewards:	Timekeeper:	<i>Craig Smith</i>	
------------------	-----------	-------------	--------------------	--

Results can be found at www.tsl-timing.com

Printed - 17:05 Sunday, 14 April 2024



BMCRC - MRO Championships 2024 - Rnd 2 @ Pembrey

L&W/BMCRC Rookie 600 & Rookie 1000

RACE 20 - LAP CHART

LAP 1 @ 16:52:46.495

NO	BEHIND	LAP TIME
87		1:08.438
85	0.301	1:08.739
666	2.932	1:11.370
10	6.780	1:15.218
911	14.703	1:23.141
138	15.575	1:24.013
12	16.290	1:24.728
40	16.540	1:24.978
153	17.336	1:25.774
122	17.696	1:26.134
75	18.406	1:26.844
888	20.111	1:28.549
113	22.358	1:30.796

LAP 2 @ 16:53:49.028

NO	BEHIND	LAP TIME
87		1:02.533
85	0.582	1:02.814
666	5.209	1:04.810
10	14.830	1:10.583
911	16.940	1:04.770
138	17.798	1:04.756
40	18.197	1:04.190
12	19.250	1:05.493
153	20.696	1:05.893
122	22.173	1:07.010
75	23.282	1:07.409
888	26.956	1:09.378
113	29.698	1:09.873

LAP 3 @ 16:54:52.700

NO	BEHIND	LAP TIME
87		1:03.672
85	0.127	1:03.217
666	5.495	1:03.958
911	18.922	1:05.654
40	19.053	1:04.528
138	19.784	1:05.658
12	21.913	1:06.335
10	22.600	1:11.442
153	23.471	1:06.447
122	25.149	1:06.648
75	28.402	1:08.792
888	32.286	1:09.002
113	35.658	1:09.632
916	2 Laps	4:10.942 P

LAP 4 @ 16:55:55.708

NO	BEHIND	LAP TIME
87		1:03.008
85	0.108	1:02.989
666	6.380	1:03.893
911	20.889	1:04.975
40	21.047	1:05.002
138	21.811	1:05.035
12	24.153	1:05.248
153	27.003	1:06.540
122	29.025	1:06.884
10	30.894	1:11.302
75	35.096	1:09.702
888	39.237	1:09.959

113 43.336 1:10.686

LAP 5 @ 16:56:58.848

NO	BEHIND	LAP TIME
85		1:03.032
87	0.382	1:03.522
666	8.015	1:04.775
40	21.912	1:04.005
911	23.009	1:05.260
138	23.471	1:04.800
12	25.940	1:04.927
153	29.643	1:05.780
122	32.395	1:06.510
10	38.956	1:11.202
75	41.242	1:09.286
888	45.672	1:09.575
113	51.118	1:10.922

LAP 6 @ 16:58:02.085

NO	BEHIND	LAP TIME
85		1:03.237
87	0.332	1:03.187
666	9.222	1:04.444
40	23.411	1:04.736
911	24.729	1:04.957
138	25.281	1:05.047
12	27.519	1:04.816
153	33.028	1:06.622
122	36.255	1:07.097
10	46.569	1:10.850
75	46.960	1:08.955
888	52.652	1:10.217
113	58.065	1:10.184

LAP 7 @ 16:59:05.398

NO	BEHIND	LAP TIME
85		1:03.313
87	0.337	1:03.318
666	9.490	1:03.581
40	24.110	1:04.012
911	26.662	1:05.246
138	26.875	1:04.907
12	29.033	1:04.827
153	35.573	1:05.858
122	40.054	1:07.112
75	52.973	1:09.326
10	56.157	1:12.901
888	59.912	1:10.573

LAP 8 @ 17:00:08.094

NO	BEHIND	LAP TIME
87		1:02.359
85	0.928	1:03.624
113	1 Lap	1:09.050
666	11.100	1:04.306
40	26.111	1:04.697
138	29.039	1:04.860
911	29.889	1:05.923
12	31.231	1:04.894
153	38.572	1:05.695
122	44.119	1:06.761
75	59.428	1:09.151

LAP 9 @ 17:01:11.270

NO	BEHIND	LAP TIME
87		1:03.176
85	1.516	1:03.764
10	1 Lap	1:12.777
888	1 Lap	1:09.967
113	1 Lap	1:09.357
666	12.006	1:04.082
40	27.944	1:05.009
138	30.416	1:04.553
911	32.169	1:05.456
12	33.106	1:05.051
153	41.260	1:05.864
122	48.134	1:07.191

LAP 10 @ 17:02:13.917

NO	BEHIND	LAP TIME
87		1:02.647
85	1.856	1:02.987
75	1 Lap	1:08.851
888	1 Lap	1:10.641
10	1 Lap	1:14.508
113	1 Lap	1:10.352
666	15.050	1:05.691
40	30.337	1:05.040
138	32.380	1:04.611
911	34.702	1:05.180
12	35.031	1:04.572
153	44.292	1:05.679
122	52.800	1:07.313

LAP 11 @ 17:03:19.011

NO	BEHIND	LAP TIME
87		1:05.094
85	0.086	1:03.324
75	1 Lap	1:08.655
888	1 Lap	1:11.026
666	18.489	1:08.533
113	1 Lap	1:09.118
10	1 Lap	1:13.350
40	29.255	1:04.012
138	32.112	1:04.826
12	34.604	1:04.667
911	35.704	1:06.096
153	45.573	1:06.375
122	55.676	1:07.970

LAP 12 @ 17:04:22.564

NO	BEHIND	LAP TIME
87		1:03.553
85	11.085	1:14.552
75	1 Lap	1:08.693
666	23.199	1:08.263
888	1 Lap	1:09.286
113	1 Lap	1:08.601
40	32.048	1:06.346
10	1 Lap	1:13.024
138	33.316	1:04.757
12	35.960	1:04.909
911	37.671	1:05.520
153	47.962	1:05.942
122	1:00.903	1:08.780

Weather / Track : Cloudy / Dry

Results can be found at www.tsl-timing.com

Pembrey National: 1.4560 miles
Date: 14/04/2024 Start: 16:51 Finish: 17:04

Printed - 17:05 Sunday, 14 April 2024

BMCRC - MRO Championships 2024 - Rnd 2 @ Pembrey

L&W/BMCRC Rookie 600 & Rookie 1000

RACE 20 - POSITION CHART

No	Name	Lap												
		Pos	1	2	3	4	5	6	7	8	9	10	11	12
85	WOOD	1	87	87	87	87	85	85	85	87	87	87	87	87
87	CHAMBERLAIN	2	85	85	85	85	87	87	87	85	85	85	85	85
666	THOMPSON	3	666	666	666	666	666	666	666	666	666	666	666	666
10	RADLEY	4	10	10	911	911	40	40	40	40	40	40	40	40
40	LORD	5	911	911	40	40	911	911	911	138	138	138	138	138
911	BRASTOCK	6	138	138	138	138	138	138	138	911	911	911	12	12
122	EGGINTON	7	12	40	12	12	12	12	12	12	12	12	911	911
12	MASON	8	40	12	10	153	153	153	153	153	153	153	153	153
153	HICKMOTT	9	153	153	153	122	122	122	122	122	122	122	122	122
138	COOMBS	10	122	122	122	10	10	10	75	75	75	75	75	75
75	TUFNALL	11	75	75	75	75	75	75	10	10	888	888	888	888
888	ELLIOTT	12	888	888	888	888	888	888	888	888	10	113	113	113
916	FREWIN	13	113	113	113	113	113	113	113	113	113	10	10	10
113	ROODT	14	916											

BMCRC - MRO Championships 2024 - Rnd 2 @ Pembrey

L&W/BMCRC Rookie 600 & Rookie 1000

RACE 20 - SECTOR ANALYSIS



SECTOR 1 = FL to I1, SECTOR 2 = I1 to FL, DIFF = Difference To Personal Best Lap, P = Crossed Finish Line in Pit Lane, D = Time Disallowed

P1		87	1000	Dan CHAMBERLAIN	Suzuki GSXR 750 -						
IDEAL LAP TIME :		1:02.359		BEST LAP TIME :		1:02.359		DIFFERENCE :		0.000	
LAP	SECTOR 1	SECTOR 2		LAP TIME	MPH	DIFF	TIME OF DAY				
1 -		27.551		1:08.438	76.58	6.079	16:52:46.495				
2 -	35.103	27.430		1:02.533 (2)	83.82	0.174	16:53:49.028				
3 -	35.652	28.020		1:03.672	82.32	1.313	16:54:52.700				
4 -	35.327	27.681		1:03.008	83.18	0.649	16:55:55.708				
5 -	35.898	27.624		1:03.522	82.51	1.163	16:56:59.230				
6 -	35.268	27.919		1:03.187	82.95	0.828	16:58:02.417				
7 -	35.464	27.854		1:03.318	82.78	0.959	16:59:05.735				
8 -	34.983	27.376		1:02.359 (1)	84.05		17:00:08.094				
9 -	35.096	28.080		1:03.176	82.96	0.817	17:01:11.270				
10 -	35.051	27.596		1:02.647 (3)	83.66	0.288	17:02:13.917				
11 -	35.144	29.950		1:05.094	80.52	2.735	17:03:19.011				
12 -	36.136	27.417		1:03.553	82.47	1.194	17:04:22.564				

P2		85	1000	Ben WOOD	- Myself						
IDEAL LAP TIME :		1:02.341		BEST LAP TIME :		1:02.814		DIFFERENCE :		0.473	
LAP	SECTOR 1	SECTOR 2		LAP TIME	MPH	DIFF	TIME OF DAY				
1 -		28.007		1:08.739	76.25	5.925	16:52:46.796				
2 -	35.046	27.768		1:02.814 (1)	83.44		16:53:49.610				
3 -	35.250	27.967		1:03.217	82.91	0.403	16:54:52.827				
4 -	35.451	27.538		1:02.989 (3)	83.21	0.175	16:55:55.816				
5 -	35.528	27.504		1:03.032	83.15	0.218	16:56:58.848				
6 -	35.464	27.773		1:03.237	82.88	0.423	16:58:02.085				
7 -	35.545	27.768		1:03.313	82.78	0.499	16:59:05.398				
8 -	35.143	28.481		1:03.624	82.38	0.810	17:00:09.022				
9 -	34.927	28.837		1:03.764	82.20	0.950	17:01:12.786				
10 -	34.837	28.150		1:02.987 (2)	83.21	0.173	17:02:15.773				
11 -	35.119	28.205		1:03.324	82.77	0.510	17:03:19.097				
12 -	41.341	33.211		1:14.552	70.30	11.738	17:04:33.649				

P3		666	1000	Nathan THOMPSON	BMW S1000RR -						
IDEAL LAP TIME :		1:03.557		BEST LAP TIME :		1:03.581		DIFFERENCE :		0.024	
LAP	SECTOR 1	SECTOR 2		LAP TIME	MPH	DIFF	TIME OF DAY				
1 -		28.907		1:11.370	73.44	7.789	16:52:49.427				
2 -	36.441	28.369		1:04.810	80.87	1.229	16:53:54.237				
3 -	35.975	27.983		1:03.958 (3)	81.95	0.377	16:54:58.195				
4 -	35.594	28.299		1:03.893 (2)	82.03	0.312	16:56:02.088				
5 -	36.056	28.719		1:04.775	80.92	1.194	16:57:06.863				
6 -	36.253	28.191		1:04.444	81.33	0.863	16:58:11.307				
7 -	35.574	28.007		1:03.581 (1)	82.43		16:59:14.888				
8 -	36.301	28.005		1:04.306	81.51	0.725	17:00:19.194				
9 -	35.843	28.239		1:04.082	81.79	0.501	17:01:23.276				
10 -	35.996	29.695		1:05.691	79.79	2.110	17:02:28.967				
11 -	38.682	29.851		1:08.533	76.48	4.952	17:03:37.500				
12 -	38.136	30.127		1:08.263	76.78	4.682	17:04:45.763				

BMCRC - MRO Championships 2024 - Rnd 2 @ Pembrey

L&W/BMCRC Rookie 600 & Rookie 1000

RACE 20 - SECTOR ANALYSIS



SECTOR 1 = FL to I1, SECTOR 2 = I1 to FL, DIFF = Difference To Personal Best Lap, P = Crossed Finish Line in Pit Lane, D = Time Disallowed

P4 40 600 James LORD			Triumph STREET TRIPLE -			
IDEAL LAP TIME : 1:03.710		BEST LAP TIME : 1:04.005		DIFFERENCE : 0.295		
LAP	SECTOR 1	SECTOR 2	LAP TIME	MPH	DIFF	TIME OF DAY
1 -		28.998	1:24.978	61.68	20.973	16:53:03.035
2 -	35.738	28.452	1:04.190	81.65	0.185	16:54:07.225
3 -	36.077	28.451	1:04.528	81.22	0.523	16:55:11.753
4 -	36.341	28.661	1:05.002	80.63	0.997	16:56:16.755
5 -	35.356	28.649	1:04.005 (1)	81.89		16:57:20.760
6 -	36.079	28.657	1:04.736	80.96	0.731	16:58:25.496
7 -	35.536	28.476	1:04.012 (2)	81.88	0.007	16:59:29.508
8 -	35.884	28.813	1:04.697	81.01	0.692	17:00:34.205
9 -	36.071	28.938	1:05.009	80.62	1.004	17:01:39.214
10 -	36.033	29.007	1:05.040	80.59	1.035	17:02:44.254
11 -	35.536	28.476	1:04.012 (2)	81.88	0.007	17:03:48.266
12 -	35.259	31.087	1:06.346	79.00	2.341	17:04:54.612

P5 138 600 Paul COOMBS			Triumph 675R DAYTONA -			
IDEAL LAP TIME : 1:04.206		BEST LAP TIME : 1:04.553		DIFFERENCE : 0.347		
LAP	SECTOR 1	SECTOR 2	LAP TIME	MPH	DIFF	TIME OF DAY
1 -		28.562	1:24.013	62.38	19.460	16:53:02.070
2 -	36.229	28.527	1:04.756 (3)	80.94	0.203	16:54:06.826
3 -	36.889	28.769	1:05.658	79.83	1.105	16:55:12.484
4 -	36.431	28.604	1:05.035	80.59	0.482	16:56:17.519
5 -	36.304	28.496	1:04.800	80.88	0.247	16:57:22.319
6 -	36.441	28.606	1:05.047	80.58	0.494	16:58:27.366
7 -	36.456	28.451	1:04.907	80.75	0.354	16:59:32.273
8 -	36.249	28.611	1:04.860	80.81	0.307	17:00:37.133
9 -	35.886	28.667	1:04.553 (1)	81.19		17:01:41.686
10 -	36.121	28.490	1:04.611 (2)	81.12	0.058	17:02:46.297
11 -	36.403	28.423	1:04.826	80.85	0.273	17:03:51.123
12 -	36.437	28.320	1:04.757	80.94	0.204	17:04:55.880

P6 12 600 Matty MASON			Kawasaki ZX6R 636 -			
IDEAL LAP TIME : 1:04.227		BEST LAP TIME : 1:04.572		DIFFERENCE : 0.345		
LAP	SECTOR 1	SECTOR 2	LAP TIME	MPH	DIFF	TIME OF DAY
1 -		28.922	1:24.728	61.86	20.156	16:53:02.785
2 -	36.924	28.569	1:05.493	80.03	0.921	16:54:08.278
3 -	36.381	29.954	1:06.335	79.01	1.763	16:55:14.613
4 -	36.218	29.030	1:05.248	80.33	0.676	16:56:19.861
5 -	36.038	28.889	1:04.927	80.73	0.355	16:57:24.788
6 -	36.163	28.653	1:04.816 (3)	80.86	0.244	16:58:29.604
7 -	36.094	28.733	1:04.827	80.85	0.255	16:59:34.431
8 -	35.667	29.227	1:04.894	80.77	0.322	17:00:39.325
9 -	36.346	28.705	1:05.051	80.57	0.479	17:01:44.376
10 -	35.941	28.631	1:04.572 (1)	81.17		17:02:48.948
11 -	36.107	28.560	1:04.667 (2)	81.05	0.095	17:03:53.615
12 -	36.218	28.691	1:04.909	80.75	0.337	17:04:58.524

BMCRC - MRO Championships 2024 - Rnd 2 @ Pembrey

L&W/BMCRC Rookie 600 & Rookie 1000

RACE 20 - SECTOR ANALYSIS



SECTOR 1 = FL to I1, SECTOR 2 = I1 to FL, DIFF = Difference To Personal Best Lap, P = Crossed Finish Line in Pit Lane, D = Time Disallowed

P7		911 600		Tom BRASTOCK		Suzuki GSXR 600 - MY POCKET	
IDEAL LAP TIME : 1:04.728		BEST LAP TIME : 1:04.770		DIFFERENCE : 0.042			
LAP	SECTOR 1	SECTOR 2	LAP TIME	MPH	DIFF	TIME OF DAY	
1 -		28.843	1:23.141	63.04	18.371	16:53:01.198	
2 -	36.125	28.645	1:04.770 (1)	80.92		16:54:05.968	
3 -	36.647	29.007	1:05.654	79.83	0.884	16:55:11.622	
4 -	36.241	28.734	1:04.975 (3)	80.67	0.205	16:56:16.597	
5 -	36.381	28.879	1:05.260	80.31	0.490	16:57:21.857	
6 -	36.147	28.810	1:04.957 (2)	80.69	0.187	16:58:26.814	
7 -	36.357	28.889	1:05.246	80.33	0.476	16:59:32.060	
8 -	36.954	28.969	1:05.923	79.51	1.153	17:00:37.983	
9 -	36.482	28.974	1:05.456	80.07	0.686	17:01:43.439	
10 -	36.083	29.097	1:05.180	80.41	0.410	17:02:48.619	
11 -	37.069	29.027	1:06.096	79.30	1.326	17:03:54.715	
12 -	36.452	29.068	1:05.520	80.00	0.750	17:05:00.235	

P8		153 600		Aaron HICKMOTT		Triumph DAYTONA 675 - Me, Myself & I	
IDEAL LAP TIME : 1:05.560		BEST LAP TIME : 1:05.679		DIFFERENCE : 0.119			
LAP	SECTOR 1	SECTOR 2	LAP TIME	MPH	DIFF	TIME OF DAY	
1 -		29.215	1:25.774	61.10	20.095	16:53:03.831	
2 -	36.813	29.080	1:05.893	79.54	0.214	16:54:09.724	
3 -	36.946	29.501	1:06.447	78.88	0.768	16:55:16.171	
4 -	37.114	29.426	1:06.540	78.77	0.861	16:56:22.711	
5 -	36.517	29.263	1:05.780 (3)	79.68	0.101	16:57:28.491	
6 -	37.294	29.328	1:06.622	78.67	0.943	16:58:35.113	
7 -	36.658	29.200	1:05.858	79.58	0.179	16:59:40.971	
8 -	36.583	29.112	1:05.695 (2)	79.78	0.016	17:00:46.666	
9 -	36.694	29.170	1:05.864	79.58	0.185	17:01:52.530	
10 -	36.636	29.043	1:05.679 (1)	79.80		17:02:58.209	
11 -	37.260	29.115	1:06.375	78.96	0.696	17:04:04.584	
12 -	36.819	29.123	1:05.942	79.48	0.263	17:05:10.526	

P9		122 600		James EGGINTON		Kawasaki ZX6R - Advance Computer Services - www.ACS.co.uk	
IDEAL LAP TIME : 1:06.360		BEST LAP TIME : 1:06.510		DIFFERENCE : 0.150			
LAP	SECTOR 1	SECTOR 2	LAP TIME	MPH	DIFF	TIME OF DAY	
1 -		29.221	1:26.134	60.85	19.624	16:53:04.191	
2 -	37.931	29.079	1:07.010	78.22	0.500	16:54:11.201	
3 -	37.363	29.285	1:06.648 (2)	78.64	0.138	16:55:17.849	
4 -	37.518	29.366	1:06.884	78.36	0.374	16:56:24.733	
5 -	37.423	29.087	1:06.510 (1)	78.80		16:57:31.243	
6 -	37.886	29.211	1:07.097	78.11	0.587	16:58:38.340	
7 -	37.706	29.406	1:07.112	78.10	0.602	16:59:45.452	
8 -	37.281	29.480	1:06.761 (3)	78.51	0.251	17:00:52.213	
9 -	37.883	29.308	1:07.191	78.01	0.681	17:01:59.404	
10 -	38.045	29.268	1:07.313	77.86	0.803	17:03:06.717	
11 -	38.389	29.581	1:07.970	77.11	1.460	17:04:14.687	
12 -	38.560	30.220	1:08.780	76.20	2.270	17:05:23.467	

BMCRC - MRO Championships 2024 - Rnd 2 @ Pembrey

L&W/BMCRC Rookie 600 & Rookie 1000

RACE 20 - SECTOR ANALYSIS



SECTOR 1 = FL to I1, SECTOR 2 = I1 to FL, DIFF = Difference To Personal Best Lap, P = Crossed Finish Line in Pit Lane, D = Time Disallowed

P10 75 600 Alex TUFNALL		Kawasaki 636 -				
IDEAL LAP TIME : 1:07.409		BEST LAP TIME : 1:07.409		DIFFERENCE : 0.000		
LAP	SECTOR 1	SECTOR 2	LAP TIME	MPH	DIFF	TIME OF DAY
1 -		29.576	1:26.844	60.35	19.435	16:53:04.901
2 -	37.928	29.481	1:07.409 (1)	77.75		16:54:12.310
3 -	38.151	30.641	1:08.792	76.19	1.383	16:55:21.102
4 -	38.999	30.703	1:09.702	75.20	2.293	16:56:30.804
5 -	38.920	30.366	1:09.286	75.65	1.877	16:57:40.090
6 -	38.749	30.206	1:08.955	76.01	1.546	16:58:49.045
7 -	39.019	30.307	1:09.326	75.60	1.917	16:59:58.371
8 -	39.246	29.905	1:09.151	75.79	1.742	17:01:07.522
9 -	38.599	30.252	1:08.851	76.12	1.442	17:02:16.373
10 -	38.605	30.050	1:08.655 (2)	76.34	1.246	17:03:25.028
11 -	38.784	29.909	1:08.693 (3)	76.30	1.284	17:04:33.721

P11 888 600 Kirt ELLIOTT		Yamaha R6 -				
IDEAL LAP TIME : 1:08.817		BEST LAP TIME : 1:09.002		DIFFERENCE : 0.185		
LAP	SECTOR 1	SECTOR 2	LAP TIME	MPH	DIFF	TIME OF DAY
1 -		30.480	1:28.549	59.19	19.547	16:53:06.606
2 -	38.864	30.514	1:09.378 (3)	75.55	0.376	16:54:15.984
3 -	38.602	30.400	1:09.002 (1)	75.96		16:55:24.986
4 -	39.113	30.846	1:09.959	74.92	0.957	16:56:34.945
5 -	39.011	30.564	1:09.575	75.33	0.573	16:57:44.520
6 -	39.398	30.819	1:10.217	74.64	1.215	16:58:54.737
7 -	39.763	30.810	1:10.573	74.27	1.571	17:00:05.310
8 -	39.264	30.703	1:09.967	74.91	0.965	17:01:15.277
9 -	39.646	30.995	1:10.641	74.20	1.639	17:02:25.918
10 -	39.774	31.252	1:11.026	73.79	2.024	17:03:36.944
11 -	39.071	30.215	1:09.286 (2)	75.65	0.284	17:04:46.230

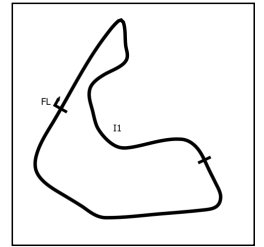
P12 113 600 Phil ROODT		Yamaha R6 - Carter Thorne Carpets and flooring 2018 ltd				
IDEAL LAP TIME : 1:08.359		BEST LAP TIME : 1:08.601		DIFFERENCE : 0.242		
LAP	SECTOR 1	SECTOR 2	LAP TIME	MPH	DIFF	TIME OF DAY
1 -		30.952	1:30.796	57.72	22.195	16:53:08.853
2 -	39.305	30.568	1:09.873	75.01	1.272	16:54:18.726
3 -	39.311	30.321	1:09.632	75.27	1.031	16:55:28.358
4 -	39.900	30.786	1:10.686	74.15	2.085	16:56:39.044
5 -	39.639	31.283	1:10.922	73.90	2.321	16:57:49.966
6 -	39.214	30.970	1:10.184	74.68	1.583	16:59:00.150
7 -	38.769	30.281	1:09.050 (2)	75.91	0.449	17:00:09.200
8 -	38.747	30.610	1:09.357	75.57	0.756	17:01:18.557
9 -	39.586	30.766	1:10.352	74.50	1.751	17:02:28.909
10 -	38.957	30.161	1:09.118 (3)	75.83	0.517	17:03:38.027
11 -	38.198	30.403	1:08.601 (1)	76.40		17:04:46.628

P13 10 1000 Jack RADLEY		BMW S1000RR -				
IDEAL LAP TIME : 1:09.888		BEST LAP TIME : 1:10.583		DIFFERENCE : 0.695		
LAP	SECTOR 1	SECTOR 2	LAP TIME	MPH	DIFF	TIME OF DAY
1 -		30.449	1:15.218	69.68	4.635	16:52:53.275
2 -	39.439	31.144	1:10.583 (1)	74.26		16:54:03.858
3 -	39.531	31.911	1:11.442	73.36	0.859	16:55:15.300
4 -	39.929	31.373	1:11.302	73.51	0.719	16:56:26.602
5 -	40.096	31.106	1:11.202 (3)	73.61	0.619	16:57:37.804
6 -	39.519	31.331	1:10.850 (2)	73.98	0.267	16:58:48.654
7 -	41.247	31.654	1:12.901	71.90	2.318	17:00:01.555
8 -	40.704	32.073	1:12.777	72.02	2.194	17:01:14.332
9 -	42.396	32.112	1:14.508	70.34	3.925	17:02:28.840
10 -	41.383	31.967	1:13.350	71.46	2.767	17:03:42.190
11 -	40.921	32.103	1:13.024	71.77	2.441	17:04:55.214

BMCRC - MRO Championships 2024 - Rnd 2 @ Pembrey

L&W/BMCRC Rookie 600 & Rookie 1000

RACE 20 - SECTOR ANALYSIS



SECTOR 1 = FL to I1, SECTOR 2 = I1 to FL, DIFF = Difference To Personal Best Lap, P = Crossed Finish Line in Pit Lane, D = Time Disallowed

P14	916	600	Adam FREWIN	Yamaha R6 - Southern Steam Services Ltd		
IDEAL LAP TIME :		BEST LAP TIME :		DIFFERENCE :		
LAP	SECTOR 1	SECTOR 2	LAP TIME	MPH	DIFF	TIME OF DAY
1 -		IN PIT	4:10.942	P 20.88		16:55:48.999

BMCRC - MRO Championships 2024 - Rnd 2 @ Pembrey

L&W/BMCRC Rookie 600 & Rookie 1000

RACE 20 - BEST SECTORS

SECTOR 1			SECTOR 2			IDEAL / BEST COMPARISON						
POS	NO	NAME	TIME	NO	NAME	TIME	POS	NO	NAME	IDEAL	BEST	DIFF
									PERFECT LAP	1:02.213		
1	85	WOOD	34.837	87	CHAMBERLAIN	27.376	1	85	WOOD	1:02.341	1:02.814	0.473
2	87	CHAMBERLAIN	34.983	85	WOOD	27.504	2	87	CHAMBERLAIN	1:02.359	1:02.359	0.000
3	40	LORD	35.259	666	THOMPSON	27.983	3	666	THOMPSON	1:03.557	1:03.581	0.024
4	666	THOMPSON	35.574	138	COOMBS	28.320	4	40	LORD	1:03.710	1:04.005	0.295
5	12	MASON	35.667	40	LORD	28.451	5	138	COOMBS	1:04.206	1:04.553	0.347
6	138	COOMBS	35.886	12	MASON	28.560	6	12	MASON	1:04.227	1:04.572	0.345
7	911	BRASTOCK	36.083	911	BRASTOCK	28.645	7	911	BRASTOCK	1:04.728	1:04.770	0.042
8	153	HICKMOTT	36.517	153	HICKMOTT	29.043	8	153	HICKMOTT	1:05.560	1:05.679	0.119
9	122	EGGINTON	37.281	122	EGGINTON	29.079	9	122	EGGINTON	1:06.360	1:06.510	0.150
10	75	TUFNALL	37.928	75	TUFNALL	29.481	10	75	TUFNALL	1:07.409	1:07.409	0.000
11	113	ROODT	38.198	113	ROODT	30.161	11	113	ROODT	1:08.359	1:08.601	0.242
12	888	ELLIOTT	38.602	888	ELLIOTT	30.215	12	888	ELLIOTT	1:08.817	1:09.002	0.185
13	10	RADLEY	39.439	10	RADLEY	30.449	13	10	RADLEY	1:09.888	1:10.583	0.695
14							14	916	FREWIN			

BMCRC - MRO Championships 2024 - Rnd 2 @ Pembrey

L&W/BMCRC Rookie 600 & Rookie 1000

RACE 20 - STATISTICS

Competitors Started	14
Planned Start	2024-04-14 @ 16:50:00.000
Actual Start	2024-04-14 @ 16:51:38.056
Finish Time	2024-04-14 @ 17:04:22.563
Track Length	1.4560mi.
Total Laps	153
Total Distance Covered	222.7680mi.

Session Fastest Lap History

NO	CL	NAME	LAP TIME	TIME OF DAY	LAP	VEHICLE
87	1000	Dan CHAMBERLAIN	1:02.533	16:53:49.039	2	Suzuki GSXR 750
87	1000	Dan CHAMBERLAIN	1:02.359	17:00:08.105	8	Suzuki GSXR 750

Session Leader History

NO	CL	NAME	FROM LAP	LAPS LED	DISTANCE	VEHICLE
87	1000	Dan CHAMBERLAIN	1	4	5.82 miles	Suzuki GSXR 750
85	1000	Ben WOOD	5	3	4.36 miles	
87	1000	Dan CHAMBERLAIN	8	5	7.28 miles	Suzuki GSXR 750

Flag History

TYPE	TIME OF DAY
GREEN	16:51:38.056
FINISH	17:04:22.563

Flag Statistics

TYPE	COUNT	TOTAL LAPS	TOTAL TIME
Green	1	12	13:47.496
Red	0	0	0.000
Safety Car	0	0	0.000
FCY	0	0	0.000

BMCRC - MRO Championships 2024 - Rnd 2 @ Pembrey

L&W/BMCRC Rookie 600 & Rookie 1000

RACE 20 - STATISTICS

CLASS : 1000

4 Starters

Fastest Lap History

NO	NAME	LAP TIME	TIME OF DAY	LAP	VEHICLE
87	Dan CHAMBERLAIN	1:02.533	16:53:49.039	2	Suzuki GSXR 750
87	Dan CHAMBERLAIN	1:02.359	17:00:08.105	8	Suzuki GSXR 750

Leader History

NO	NAME	FROM LAP	LAPS LED	DISTANCE	VEHICLE
87	Dan CHAMBERLAIN	1	4	5.82 miles	Suzuki GSXR 750
85	Ben WOOD	5	3	4.36 miles	
87	Dan CHAMBERLAIN	8	5	7.28 miles	Suzuki GSXR 750

BMCRC - MRO Championships 2024 - Rnd 2 @ Pembrey

L&W/BMCRC Rookie 600 & Rookie 1000

RACE 20 - STATISTICS

CLASS : 600

10 Starters

Fastest Lap History

NO	NAME	LAP TIME	TIME OF DAY	LAP	VEHICLE
911	Tom BRASTOCK	1:04.770	16:54:05.986	2	Suzuki GSXR 600
138	Paul COOMBS	1:04.756	16:54:06.838	2	Triumph 675R DAYTONA
40	James LORD	1:04.190	16:54:07.238	2	Triumph STREET TRIPLE
40	James LORD	1:04.005	16:57:20.774	5	Triumph STREET TRIPLE

Leader History

NO	NAME	FROM LAP	LAPS LED	DISTANCE	VEHICLE
911	Tom BRASTOCK	1	4	5.82 miles	Suzuki GSXR 600
40	James LORD	5	8	11.64 miles	Triumph STREET TRIPLE



**BMCRC
F1 & F2
SIDE CARS**

BMCRC F1 & F2 SIDE CARS



BMCRC-MRO Championships - Round 2
Pembrey
13th / 14th April 2024



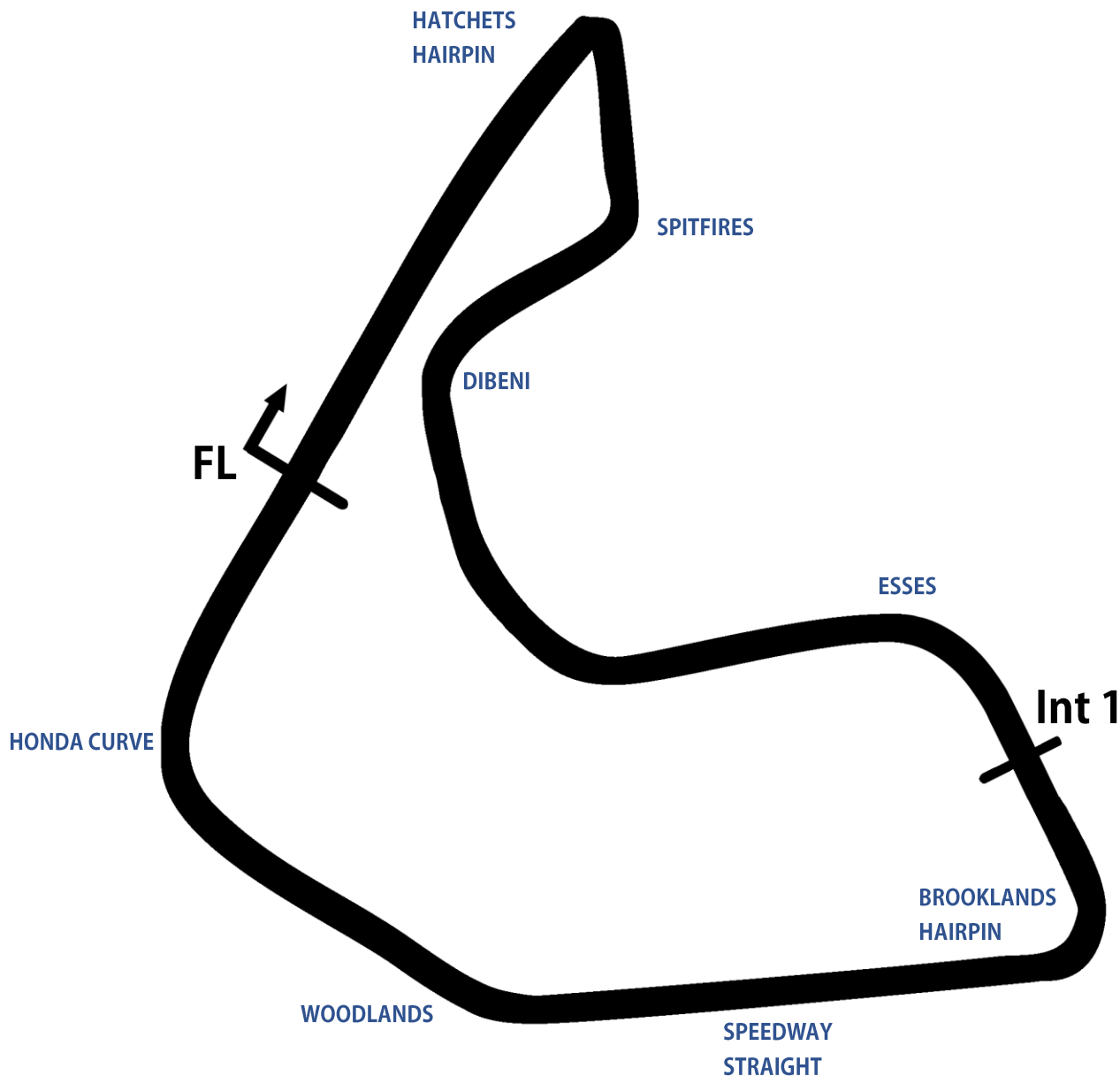
Timing & Results Provided by Timing Solutions Ltd

www.tsl-timing.com



Pembrey National Circuit

Llanelli, Carmarthenshire, UK



Length	1.4560 miles 2.343 km 2343.2m		
FL		51.70587 N	4.32386 W
Int 1	1223m	51.70430 N	4.31667 W
Pit Entry	2304m	51.70597 N	4.32374 W
Pit Exit	100m after FL	51.70664 N	4.32301 W
Pit Entry - Pit Exit	100m, 7.2s @ 50kph, 6.0s @ 60kph		

BMCRC - MRO Championships 2024 - Rnd 2 @ Pembrey

BMCRC F1 & F2 Sidecars

QUALIFYING - CLASSIFICATION



POS	NO	CL	PIC	NAME	ENTRY	TIME	ON	LAPS	GAP	DIFF	MPH
1	69*	F2	1	LAMBERT / HAYNES	Honda LCR - Graham Anne Ward	1:08.849	7	8			76.13
2	62	F1	1	WRIGHT / BAILEY	Yamaha RYDE F998 - Stainless Steel Designs Ltd.	1:09.578	4	5	0.729	0.729	75.33
3	38	F1	2	MOSS / HOPE	LCR R6 - LifeSafety Motorsport - CharlieMossRacing	1:09.866	1	4	1.017	0.288	75.02
4	21	F2	2	KING / SIGSWORTH	Lumley Ireson F2 - Townsend Motors	1:11.293	4	5	2.444	1.427	73.52
5	65	F1	3	FAIERS / FOX	Dean Ryde YAMAHA R6 - AWracing ltd	1:11.382	5	5	2.533	0.089	73.43
6	17	F2	3	THOMAS / JAMES	Ireson HONDA - Team Walters And Thomas Sidecar ra	1:12.135	7	8	3.286	0.753	72.66
7	113*	F2	4	HANDCOCK / BEVAN	Shelbourne F2 - R J Contracting	1:15.463	3	5	6.614	3.328	69.45
8	96	F1	4	F.J. GALE / B. GALE	Ireson KTM 790 -	1:17.603	2	4	8.754	2.140	67.54
9	666*	F2	5	HANKS / KIRK	GLR HONDA CBR 600 - JHM racing / Greg Lambert R	1:18.141	7	7	9.292	0.538	67.07
10	76	F2	6	A. PEARSON / BRADSHAW	LCR F2 -	1:23.370	3	5	14.521	5.229	62.87
11	167	F1	5	PETTMAN / MOSS	Baker 1000 YAMAHA - Wesso Racing	1:34.505	2	4	25.656	11.135	55.46

Comments:

* No. 69, 113, 666 - Please fit a working transponder

Weather / Track : Cloudy / Dry

These results are provisional until the conclusion of any judicial and technical matters.

Date: 13/04/2024 Start: 10:34 Finish: 10:44

Pembrey National: 1.4560 miles

Clerk Of Course:	Stewards:	Timekeeper:	
		<i>Craig Smith</i>	

Results can be found at www.tsl-timing.com

Printed - 10:54 Saturday, 13 April 2024



BMCRC - MRO Championships 2024 - Rnd 2 @ Pembrey

BMCRC F1 & F2 Sidecars

QUALIFYING - SECTOR ANALYSIS



SECTOR 1 = FL to I1, SECTOR 2 = I1 to FL, DIFF = Difference To Personal Best Lap, P = Crossed Finish Line in Pit Lane, D = Time Disallowed

P1 69 F2		LAMBERT / HAYNES		Honda LCR - Graham Anne Ward			
IDEAL LAP TIME :		BEST LAP TIME : 1:08.849		DIFFERENCE :			
LAP	SECTOR 1	SECTOR 2	LAP TIME	MPH	DIFF	TIME OF DAY	
1 -			1:12.011	72.78	3.162	10:36:15.731	
2 -			1:10.155	74.71	1.306	10:37:25.886	
3 -			1:09.641	75.26	0.792	10:38:35.527	
4 -		<i>IN PIT</i>	1:19.068	P 66.29	10.219	10:39:54.595	
5 -			1:24.589	61.96	15.740	10:41:19.185	
6 -			1:08.898	(2) 76.07	0.049	10:42:28.083	
7 -			1:08.849	(1) 76.13		10:43:36.932	
8 -			1:09.094	(3) 75.86	0.245	10:44:46.026	

P2 62 F1		WRIGHT / BAILEY		Yamaha RYDE F998 - Stainless Steel Designs Ltd.			
IDEAL LAP TIME : 1:09.578		BEST LAP TIME : 1:09.578		DIFFERENCE : 0.000			
LAP	SECTOR 1	SECTOR 2	LAP TIME	MPH	DIFF	TIME OF DAY	
1 -	41.622	31.505	1:13.127	71.67	3.549	10:36:27.784	
2 -	41.767	31.118	1:12.885	71.91	3.307	10:37:40.669	
3 -	39.613	30.877	1:10.490	(3) 74.35	0.912	10:38:51.159	
4 -	38.880	30.698	1:09.578	(1) 75.33		10:40:00.737	
5 -	38.890	30.706	1:09.596	(2) 75.31	0.018	10:41:10.333	

P3 38 F1		MOSS / HOPE		LCR R6 - LifeSafety Motorsport - CharlieMossRacing			
IDEAL LAP TIME : 1:09.772		BEST LAP TIME : 1:09.866		DIFFERENCE : 0.094			
LAP	SECTOR 1	SECTOR 2	LAP TIME	MPH	DIFF	TIME OF DAY	
1 -	39.758	30.108	1:09.866	(1) 75.02		10:36:47.416	
2 -	39.664	30.653	1:10.317	(2) 74.54	0.451	10:37:57.733	
3 -	39.708	30.870	1:10.578	(3) 74.26	0.712	10:39:08.311	
4 -	42.933	33.102	1:16.035	68.93	6.169	10:40:24.346	

P4 21 F2		KING / SIGSWORTH		Lumley Ireson F2 - Townsend Motors			
IDEAL LAP TIME : 1:11.075		BEST LAP TIME : 1:11.293		DIFFERENCE : 0.218			
LAP	SECTOR 1	SECTOR 2	LAP TIME	MPH	DIFF	TIME OF DAY	
1 -	41.788	31.856	1:13.644	71.17	2.351	10:36:17.698	
2 -	40.497	31.190	1:11.687	(2) 73.11	0.394	10:37:29.385	
3 -	40.848	32.007	1:12.855	71.94	1.562	10:38:42.240	
4 -	39.885	31.408	1:11.293	(1) 73.52		10:39:53.533	
5 -	40.185	31.566	1:11.751	(3) 73.05	0.458	10:41:05.284	

P5 65 F1		FAIERS / FOX		Dean Ryde YAMAHA R6 - AW Racing Ltd			
IDEAL LAP TIME : 1:11.382		BEST LAP TIME : 1:11.382		DIFFERENCE : 0.000			
LAP	SECTOR 1	SECTOR 2	LAP TIME	MPH	DIFF	TIME OF DAY	
1 -	42.147	32.192	1:14.339	70.50	2.957	10:36:22.051	
2 -	40.859	33.036	1:13.895	(3) 70.93	2.513	10:37:35.946	
3 -	42.161	32.913	1:15.074	69.81	3.692	10:38:51.020	
4 -	41.553	31.751	1:13.304	(2) 71.50	1.922	10:40:04.324	
5 -	40.329	31.053	1:11.382	(1) 73.43		10:41:15.706	

P6 17 F2		THOMAS / JAMES		Ireson HONDA - Team Walters And Thomas Sidecar racing			
IDEAL LAP TIME : 1:11.957		BEST LAP TIME : 1:12.135		DIFFERENCE : 0.178			
LAP	SECTOR 1	SECTOR 2	LAP TIME	MPH	DIFF	TIME OF DAY	
1 -	44.713	33.378	1:18.091	67.12	5.956	10:36:33.633	
2 -	42.622	33.028	1:15.650	69.28	3.515	10:37:49.283	
3 -	41.574	34.038	1:15.612	(3) 69.32	3.477	10:39:04.895	
4 -	42.358	33.498	1:15.856	69.09	3.721	10:40:20.751	
5 -	43.462	34.971	1:18.433	66.82	6.298	10:41:39.184	
6 -	45.042	32.462	1:17.504	67.63	5.369	10:42:56.688	
7 -	40.136	31.999	1:12.135	(1) 72.66		10:44:08.823	
8 -	40.587	31.821	1:12.408	(2) 72.38	0.273	10:45:21.231	

BMCRC - MRO Championships 2024 - Rnd 2 @ Pembrey

BMCRC F1 & F2 Sidecars

QUALIFYING - SECTOR ANALYSIS



SECTOR 1 = FL to I1, SECTOR 2 = I1 to FL, DIFF = Difference To Personal Best Lap, P = Crossed Finish Line in Pit Lane, D = Time Disallowed

P7 113 F2		HANDCOCK / BEVAN		Shelbourne F2 - R J Contracting		
IDEAL LAP TIME :		BEST LAP TIME : 1:15.463		DIFFERENCE :		
LAP	SECTOR 1	SECTOR 2	LAP TIME	MPH	DIFF	TIME OF DAY
1 -			1:17.874	67.30	2.411	10:36:32.585
2 -			1:16.294 (3)	68.70	0.831	10:37:48.879
3 -			1:15.463 (1)	69.45		10:39:04.342
4 -			1:16.025 (2)	68.94	0.562	10:40:20.367
5 -			1:18.320	66.92	2.857	10:41:38.687

P8 96 F1		FJ. GALE / B. GALE		Ireson KTM 790 -		
IDEAL LAP TIME : 1:17.312		BEST LAP TIME : 1:17.603		DIFFERENCE : 0.291		
LAP	SECTOR 1	SECTOR 2	LAP TIME	MPH	DIFF	TIME OF DAY
1 -	46.764	35.233	1:21.997	63.92	4.394	10:40:55.561
2 -	43.854	33.749	1:17.603 (1)	67.54		10:42:13.164
3 -	44.680	33.458	1:18.138 (3)	67.08	0.535	10:43:31.302
4 -	44.240	33.725	1:17.965 (2)	67.23	0.362	10:44:49.267

P9 666 F2		HANKS / KIRK		GLR HONDA CBR 600 - JHM racing / Greg Lambert Racing		
IDEAL LAP TIME :		BEST LAP TIME : 1:18.141		DIFFERENCE :		
LAP	SECTOR 1	SECTOR 2	LAP TIME	MPH	DIFF	TIME OF DAY
1 -			1:23.018	63.13	4.877	10:36:38.429
2 -			1:23.241	62.96	5.100	10:38:01.670
3 -			1:22.004 (3)	63.91	3.863	10:39:23.674
4 -			1:22.119	63.82	3.978	10:40:45.793
5 -			1:20.807 (2)	64.86	2.666	10:42:06.600
6 -			1:22.704	63.37	4.563	10:43:29.304
7 -			1:18.141 (1)	67.07		10:44:47.445

P10 76 F2		A. PEARSON / BRADSHAW		LCR F2 -		
IDEAL LAP TIME : 1:22.949		BEST LAP TIME : 1:23.370		DIFFERENCE : 0.421		
LAP	SECTOR 1	SECTOR 2	LAP TIME	MPH	DIFF	TIME OF DAY
1 -	51.181	38.299	1:29.480	58.57	6.110	10:37:37.437
2 -	48.836	37.945	1:26.781	60.40	3.411	10:39:04.218
3 -	46.541	36.829	1:23.370 (1)	62.87		10:40:27.588
4 -	46.120	37.269	1:23.389 (2)	62.85	0.019	10:41:50.977
5 -	46.352	39.086	1:25.438 (3)	61.34	2.068	10:43:16.415

P11 167 F1		PETTMAN / MOSS		Baker 1000 YAMAHA - Wesso Racing		
IDEAL LAP TIME : 1:34.505		BEST LAP TIME : 1:34.505		DIFFERENCE : 0.000		
LAP	SECTOR 1	SECTOR 2	LAP TIME	MPH	DIFF	TIME OF DAY
1 -	56.333	41.879	1:38.212	53.37	3.707	10:38:51.736
2 -	54.763	39.742	1:34.505 (1)	55.46		10:40:26.241
3 -	55.581	39.963	1:35.544 (2)	54.86	1.039	10:42:01.785
4 -	55.553	40.240	1:35.793 (3)	54.71	1.288	10:43:37.578

BMCRC - MRO Championships 2024 - Rnd 2 @ Pembrey

BMCRC F1 & F2 Sidecars

QUALIFYING - BEST SECTORS

SECTOR 1			SECTOR 2			IDEAL / BEST COMPARISON						
POS	NO	NAME	TIME	NO	NAME	TIME	POS	NO	NAME	IDEAL	BEST	DIFF
									PERFECT LAP	1:08.988		
1	62	WRIGHT / BAILEY	38.880	38	MOSS / HOPE	30.108	1	62	WRIGHT / BAILEY	1:09.578	1:09.578	0.000
2	38	MOSS / HOPE	39.664	62	WRIGHT / BAILEY	30.698	2	38	MOSS / HOPE	1:09.772	1:09.866	0.094
3	21	KING / SIGSWORTH	39.885	65	FAIERS / FOX	31.053	3	21	KING / SIGSWORTH	1:11.075	1:11.293	0.218
4	17	THOMAS / JAMES	40.136	21	KING / SIGSWORTH	31.190	4	65	FAIERS / FOX	1:11.382	1:11.382	0.000
5	65	FAIERS / FOX	40.329	17	THOMAS / JAMES	31.821	5	17	THOMAS / JAMES	1:11.957	1:12.135	0.178
6	96	F.J. GALE / B. GALE	43.854	96	F.J. GALE / B. GALE	33.458	6	96	F.J. GALE / B. GALE	1:17.312	1:17.603	0.291
7	76	A. PEARSON / BRADSHAW	46.120	76	A. PEARSON / BRADSHAW	36.829	7	76	A. PEARSON / BRADSHAW	1:22.949	1:23.370	0.421
8	167	PETTMAN / MOSS	54.763	167	PETTMAN / MOSS	39.742	8	167	PETTMAN / MOSS	1:34.505	1:34.505	0.000
9							9	69	LAMBERT / HAYNES		1:08.849	
10							10	113	HANDCOCK / BEVAN		1:15.463	
11							11	666	HANKS / KIRK		1:18.141	

BMCRC - MRO Championships 2024 - Rnd 2 @ Pembrey

BMCRC F1 & F2 Sidecars

QUALIFYING - STATISTICS

Competitors Started	11
Planned Start	2024-04-13 @ 10:29:00.000
Actual Start	2024-04-13 @ 10:34:09.927
Finish Time	2024-04-13 @ 10:44:11.929
Track Length	1.4560mi.
Total Laps	60
Total Distance Covered	87.3600mi.

Session Fastest Lap History

NO	CL	NAME	LAP TIME	TIME OF DAY	LAP	VEHICLE
69	F2	LAMBERT / HAYNES	1:12.011	10:36:15.731	1	Honda LCR
38	F1	MOSS / HOPE	1:09.866	10:36:47.432	1	LCR R6
69	F2	LAMBERT / HAYNES	1:09.641	10:38:35.527	3	Honda LCR
62	F1	WRIGHT / BAILEY	1:09.578	10:40:00.749	4	Yamaha RYDE F998
69	F2	LAMBERT / HAYNES	1:08.898	10:42:28.083	6	Honda LCR
69	F2	LAMBERT / HAYNES	1:08.849	10:43:36.932	7	Honda LCR

Flag History

TYPE	TIME OF DAY
GREEN	10:34:09.927
FINISH	10:44:11.929

Flag Statistics

TYPE	COUNT	TOTAL LAPS	TOTAL TIME
Green	1	8	11:47.748
Red	0	0	0.000
Safety Car	0	0	0.000
FCY	0	0	0.000

BMCRC - MRO Championships 2024 - Rnd 2 @ Pembrey

BMCRC F1 & F2 Sidecars

QUALIFYING - STATISTICS

CLASS : F1

5 Starters

Fastest Lap History

NO	NAME	LAP TIME	TIME OF DAY	LAP	VEHICLE
65	FAIERS / FOX	1:14.339	10:36:22.066	1	Dean Ryde YAMAHA R6
62	WRIGHT / BAILEY	1:13.127	10:36:27.796	1	Yamaha RYDE F998
38	MOSS / HOPE	1:09.866	10:36:47.432	1	LCR R6
62	WRIGHT / BAILEY	1:09.578	10:40:00.749	4	Yamaha RYDE F998

BMCRC - MRO Championships 2024 - Rnd 2 @ Pembrey

BMCRC F1 & F2 Sidecars

QUALIFYING - STATISTICS

CLASS : F2

6 Starters

Fastest Lap History

NO	NAME	LAP TIME	TIME OF DAY	LAP	VEHICLE
69	LAMBERT / HAYNES	1:12.011	10:36:15.731	1	Honda LCR
69	LAMBERT / HAYNES	1:10.155	10:37:25.886	2	Honda LCR
69	LAMBERT / HAYNES	1:09.641	10:38:35.527	3	Honda LCR
69	LAMBERT / HAYNES	1:08.898	10:42:28.083	6	Honda LCR
69	LAMBERT / HAYNES	1:08.849	10:43:36.932	7	Honda LCR

BMCRC - MRO Championships 2024 - Rnd 2 @ Pembrey

BMCRC F1 & F2 Sidecars

RACE 7 - GRID (8 Laps)



ROW 8		15	95	BLACKSTOCK / ROSNEY							
ROW 7		14	89	C. HAUXWELL / K. HAUXWELL	13	71	BANISTER / PORTER				
ROW 6		12	11	GILBERT / MULDOON	11	167	PETTMAN / MOSS				
ROW 5				1:23.370	10	76	A. PEARSON / BRADSHAW	9	666	HANKS / KIRK	1:18.141
ROW 4				1:17.603	8	96	FJ. GALE / B. GALE	7	113	HANDCOCK / BEVAN	1:15.463
ROW 3				1:12.135	6	17	THOMAS / JAMES	5	65	FAIERS / FOX	1:11.382
ROW 2				1:11.293	4	21	KING / SIGSWORTH	3	38	MOSS / HOPE	1:09.866
ROW 1				1:09.578	2	62	WRIGHT / BAILEY	1	69	LAMBERT / HAYNES	1:08.849
											Pole

These results are provisional until the conclusion of any judicial and technical matters.

Pembrey National: 1.4560 miles

Clerk Of Course:	Stewards:	Timekeeper:	<i>Craig Smith</i>	
------------------	-----------	-------------	--------------------	--

Results can be found at www.tsl-timing.com

Printed - 10:55 Saturday, 13 April 2024





**BMCRC
F1 & F2
SIDECARS**

BMCRC - MRO Championships 2024 - Rnd 2 @ Pembrey

BMCRC F1 & F2 Sidecars

RACE 7 - CLASSIFICATION

Race Distance: 8 Laps / 11.64 miles

POS	NO	CL	PIC	NAME	ENTRY	LAPS	TIME	GAP	DIFF	MPH	BEST	ON	GRD	↑↓
1	62	F1	1	WRIGHT / BAILEY	Yamaha RYDE F998 - Stainless Steel Designs Ltd.	8	8:49.513			79.19	1:05.037	2	2	1
2	69	F2	1	LAMBERT / HAYNES	Honda LCR - Graham Anne Ward	8	8:51.741	2.228	2.228	78.85	1:05.449	8	1	-1
3	113	F2	2	HANDCOCK / BEVAN	Shelbourne F2 - R J Contracting	8	8:52.411	2.898	0.670	78.76	1:04.828	6	7	4
4	21	F2	3	KING / SIGSWORTH	Lumley Ireson F2 - Townsend Motors	8	8:57.705	8.192	5.294	77.98	1:05.668	6	4	0
5	38	F1	2	MOSS / HOPE	LCR R6 - LifeSafety Motorsport - CharlieMossRacing	8	9:00.153	10.640	2.448	77.63	1:05.572	6	3	-2
6	65	F1	3	FAIERS / FOX	Dean Ryde YAMAHA R6 - AWracing Ltd	8	9:01.820	12.307	1.667	77.39	1:06.154	6	5	-1
7	17	F2	4	THOMAS / JAMES	Ireson HONDA - Team Walters And Thomas Sidecar racing	8	9:15.810	26.297	13.990	75.44	1:08.156	3	6	-1
8	96	F1	4	FJ. GALE / B. GALE	Ireson KTM 790 -	8	9:19.502	29.989	3.692	74.94	1:08.174	8	8	0
9	666	F2	5	HANKS / BANKS	GLR HONDA CBR 600 - JHM racing / Greg Lambert Racing	8	9:32.637	43.124	13.135	73.22	1:10.194	2	9	0
10	76	F2	6	A. PEARSON / BRADSHAW	LCR F2 -	7	9:03.733	1 Lap	1 Lap	67.48	1:16.190	4	10	0
11	167	F1	5	PETTMAN / MOSS	Baker 1000 YAMAHA - Wesso Racing	7	9:50.119	1 Lap	46.386	62.17	1:20.613	2	11	0

NOT CLASSIFIED

DNF	71	F2		BANISTER / PORTER	MRE Suzuki GSXR 600 K7 - Fine Cut Developments	0								13
-----	----	----	--	-------------------	--	---	--	--	--	--	--	--	--	----

FASTEST LAP

113	F2			HANDCOCK / BEVAN	Shelbourne F2 - R J Contracting	6	1:04.828			80.85 mph				130.12 kph
62	F1			WRIGHT / BAILEY	Yamaha RYDE F998 - Stainless Steel Designs Ltd.	2	1:05.037			80.59 mph				129.70 kph

Comments:

Class F1 - 92.5% of Race Speed = 73.25 mph

Class F2 - 92.5% of Race Speed = 72.93 mph

Weather / Track : Cloudy / Dry

These results are provisional until the conclusion of any judicial and technical matters.

Date: 13/04/2024 Start: 14:11 Finish: 14:19

Pembrey National: 1.4560 miles

Clerk Of Course:

Stewards:

Timekeeper:

Craig Smith



Results can be found at www.tsl-timing.com

Printed - 14:23 Saturday, 13 April 2024



BMCRC - MRO Championships 2024 - Rnd 2 @ Pembrey

BMCRC F1 & F2 Sidecars

RACE 7 - LAP CHART

LAP 1 @ 14:12:20.624

NO	BEHIND	LAP TIME
62		1:10.302
69	0.665	1:10.967
17	1.286	1:11.588
21	1.631	1:11.933
113	2.422	1:12.724
65	2.821	1:13.123
38	3.750	1:14.052
96	6.102	1:16.404
666	6.659	1:16.961
76	12.080	1:22.382
167	20.129	1:30.431

167	1 Lap	1:24.231
65	9.774	1:06.225
17	12.697	1:09.276
96	20.410	1:09.273
666	25.521	1:10.233
76	58.147	1:16.993

LAP 2 @ 14:13:25.661

NO	BEHIND	LAP TIME
62		1:05.037
69	1.639	1:06.011
21	4.050	1:07.456
17	4.501	1:08.252
113	4.621	1:07.236
65	4.802	1:07.018
38	5.083	1:06.370
96	10.821	1:09.756
666	11.816	1:10.194
76	25.272	1:18.229
167	35.705	1:20.613

LAP 6 @ 14:17:48.500

NO	BEHIND	LAP TIME
62		1:05.428
69	2.607	1:05.689
113	3.847	1:04.828
21	5.615	1:05.668
38	9.171	1:05.572
65	10.500	1:06.154
17	17.050	1:09.781
96	24.526	1:09.544
167	1 Lap	1:23.848
666	30.718	1:10.625

LAP 3 @ 14:14:31.394

NO	BEHIND	LAP TIME
62		1:05.733
69	1.692	1:05.786
113	4.541	1:05.653
21	4.885	1:06.568
17	6.924	1:08.156
65	7.015	1:07.946
38	7.423	1:08.073
96	13.991	1:08.903
666	16.666	1:10.583
76	36.642	1:17.103
167	56.797	1:26.825

LAP 7 @ 14:18:54.707

NO	BEHIND	LAP TIME
62		1:06.207
69	1.907	1:05.507
113	3.036	1:05.396
76	1 Lap	1:16.594
21	6.346	1:06.938
38	9.251	1:06.287
65	10.903	1:06.610
17	21.962	1:11.119
96	26.943	1:08.624
666	36.840	1:12.329
167	1 Lap	1:22.785

LAP 4 @ 14:15:37.131

NO	BEHIND	LAP TIME
62		1:05.737
69	1.556	1:05.601
113	4.769	1:05.965
21	5.346	1:06.198
38	8.929	1:07.243
17	9.362	1:08.175
65	9.490	1:08.212
96	17.078	1:08.824
666	21.229	1:10.300
76	47.095	1:16.190

LAP 8 @ 14:19:59.835

NO	BEHIND	LAP TIME
62		1:05.128
69	2.228	1:05.449
113	2.898	1:04.990
21	8.192	1:06.974
38	10.640	1:06.517
65	12.307	1:06.532
76	1 Lap	1:16.242
17	26.297	1:09.463
96	29.989	1:08.174
666	43.124	1:11.412
167	1 Lap	1:21.386

LAP 5 @ 14:16:43.072

NO	BEHIND	LAP TIME
62		1:05.941
69	2.346	1:06.731
113	4.447	1:05.619
21	5.375	1:05.970
38	9.027	1:06.039

Weather / Track : Cloudy / Dry

Results can be found at www.tsl-timing.com

Pembrey National: 1.4560 miles
Date: 13/04/2024 Start: 14:11 Finish: 14:19

Printed - 14:23 Saturday, 13 April 2024

BMCRC - MRO Championships 2024 - Rnd 2 @ Pembrey

BMCRC F1 & F2 Sidecars

RACE 7 - POSITION CHART

No	Name	Lap								
		Pos	1	2	3	4	5	6	7	8
69	LAMBERT / HAYNES	1	62	62	62	62	62	62	62	62
62	WRIGHT / BAILEY	2	69	69	69	69	69	69	69	69
38	MOSS / HOPE	3	17	21	113	113	113	113	113	113
21	KING / SIGSWORTH	4	21	17	21	21	21	21	21	21
65	FAIERS / FOX	5	113	113	17	38	38	38	38	38
17	THOMAS / JAMES	6	65	65	65	17	65	65	65	65
113	HANDCOCK / BEVAN	7	38	38	38	65	17	17	17	17
96	F.J. GALE / B. GALE	8	96	96	96	96	96	96	96	96
666	HANKS / KIRK	9	666	666	666	666	666	666	666	666
76	A. PEARSON / BRADSHAW	10	76	76	76	76	76	76	76	76
167	PETTMAN / MOSS	11	167	167	167	167	167	167	167	167
71	BANISTER / PORTER	12								

BMCRC - MRO Championships 2024 - Rnd 2 @ Pembrey

BMCRC F1 & F2 Sidecars

RACE 7 - SECTOR ANALYSIS



SECTOR 1 = FL to I1, SECTOR 2 = I1 to FL, DIFF = Difference To Personal Best Lap, P = Crossed Finish Line in Pit Lane, D = Time Disallowed

P1 62 F1		WRIGHT / BAILEY		Yamaha RYDE F998 - Stainless Steel Designs Ltd.			
IDEAL LAP TIME : 1:04.839		BEST LAP TIME : 1:05.037		DIFFERENCE : 0.198			
LAP	SECTOR 1	SECTOR 2	LAP TIME	MPH	DIFF	TIME OF DAY	
1 -		28.973	1:10.302	74.55	5.265	14:12:20.624	
2 -	36.384	28.653	1:05.037 (1)	80.59		14:13:25.661	
3 -	36.894	28.839	1:05.733	79.74	0.696	14:14:31.394	
4 -	37.282	28.455	1:05.737	79.73	0.700	14:15:37.131	
5 -	36.947	28.994	1:05.941	79.48	0.904	14:16:43.072	
6 -	36.672	28.756	1:05.428 (3)	80.11	0.391	14:17:48.500	
7 -	36.984	29.223	1:06.207	79.16	1.170	14:18:54.707	
8 -	36.439	28.689	1:05.128 (2)	80.48	0.091	14:19:59.835	

P2 69 F2		LAMBERT / HAYNES		Honda LCR - Graham Anne Ward			
IDEAL LAP TIME : 1:05.291		BEST LAP TIME : 1:05.449		DIFFERENCE : 0.158			
LAP	SECTOR 1	SECTOR 2	LAP TIME	MPH	DIFF	TIME OF DAY	
1 -		29.949	1:10.967	73.85	5.518	14:12:21.289	
2 -	36.365	29.646	1:06.011	79.40	0.562	14:13:27.300	
3 -	36.422	29.364	1:05.786	79.67	0.337	14:14:33.086	
4 -	36.215	29.386	1:05.601 (3)	79.90	0.152	14:15:38.687	
5 -	37.002	29.729	1:06.731	78.54	1.282	14:16:45.418	
6 -	36.271	29.418	1:05.689	79.79	0.240	14:17:51.107	
7 -	35.969	29.538	1:05.507 (2)	80.01	0.058	14:18:56.614	
8 -	36.127	29.322	1:05.449 (1)	80.08		14:20:02.063	

P3 113 F2		HANDCOCK / BEVAN		Shelbourne F2 - R J Contracting			
IDEAL LAP TIME : 1:04.787		BEST LAP TIME : 1:04.828		DIFFERENCE : 0.041			
LAP	SECTOR 1	SECTOR 2	LAP TIME	MPH	DIFF	TIME OF DAY	
1 -		29.297	1:12.724	72.07	7.896	14:12:23.046	
2 -	37.636	29.600	1:07.236	77.95	2.408	14:13:30.282	
3 -	36.665	28.988	1:05.653	79.83	0.825	14:14:35.935	
4 -	36.621	29.344	1:05.965	79.46	1.137	14:15:41.900	
5 -	36.247	29.372	1:05.619	79.87	0.791	14:16:47.519	
6 -	35.931	28.897	1:04.828 (1)	80.85		14:17:52.347	
7 -	35.948	29.448	1:05.396 (3)	80.15	0.568	14:18:57.743	
8 -	36.134	28.856	1:04.990 (2)	80.65	0.162	14:20:02.733	

P4 21 F2		KING / SIGSWORTH		Lumley Ireson F2 - Townsend Motors			
IDEAL LAP TIME : 1:05.551		BEST LAP TIME : 1:05.668		DIFFERENCE : 0.117			
LAP	SECTOR 1	SECTOR 2	LAP TIME	MPH	DIFF	TIME OF DAY	
1 -		29.525	1:11.933	72.86	6.265	14:12:22.255	
2 -	37.763	29.693	1:07.456	77.70	1.788	14:13:29.711	
3 -	37.461	29.107	1:06.568	78.74	0.900	14:14:36.279	
4 -	37.080	29.118	1:06.198 (3)	79.18	0.530	14:15:42.477	
5 -	36.560	29.410	1:05.970 (2)	79.45	0.302	14:16:48.447	
6 -	36.677	28.991	1:05.668 (1)	79.81		14:17:54.115	
7 -	37.536	29.402	1:06.938	78.30	1.270	14:19:01.053	
8 -	37.824	29.150	1:06.974	78.26	1.306	14:20:08.027	

P5 38 F1		MOSS / HOPE		LCR R6 - LifeSafety Motorsport - CharlieMossRacing			
IDEAL LAP TIME : 1:05.442		BEST LAP TIME : 1:05.572		DIFFERENCE : 0.130			
LAP	SECTOR 1	SECTOR 2	LAP TIME	MPH	DIFF	TIME OF DAY	
1 -		29.057	1:14.052	70.78	8.480	14:12:24.374	
2 -	36.870	29.500	1:06.370	78.97	0.798	14:13:30.744	
3 -	38.490	29.583	1:08.073	76.99	2.501	14:14:38.817	
4 -	37.973	29.270	1:07.243	77.95	1.671	14:15:46.060	
5 -	36.630	29.409	1:06.039 (2)	79.37	0.467	14:16:52.099	
6 -	36.385	29.187	1:05.572 (1)	79.93		14:17:57.671	
7 -	36.674	29.613	1:06.287 (3)	79.07	0.715	14:19:03.958	
8 -	36.945	29.572	1:06.517	78.80	0.945	14:20:10.475	

BMCRC - MRO Championships 2024 - Rnd 2 @ Pembrey

BMCRC F1 & F2 Sidecars

RACE 7 - SECTOR ANALYSIS



SECTOR 1 = FL to I1, SECTOR 2 = I1 to FL, DIFF = Difference To Personal Best Lap, P = Crossed Finish Line in Pit Lane, D = Time Disallowed

P6 65 F1 FAIERS / FOX		Dean Ryde YAMAHA R6 - AWracing ltd				
IDEAL LAP TIME : 1:05.654		BEST LAP TIME : 1:06.154		DIFFERENCE : 0.500		
LAP	SECTOR 1	SECTOR 2	LAP TIME	MPH	DIFF	TIME OF DAY
1 -		29.486	1:13.123	71.68	6.969	14:12:23.445
2 -	37.450	29.568	1:07.018	78.21	0.864	14:13:30.463
3 -	38.439	29.507	1:07.946	77.14	1.792	14:14:38.409
4 -	38.159	30.053	1:08.212	76.84	2.058	14:15:46.621
5 -	37.131	29.094	1:06.225 (2)	79.14	0.071	14:16:52.846
6 -	37.176	28.978	1:06.154 (1)	79.23		14:17:59.000
7 -	37.343	29.267	1:06.610	78.69	0.456	14:19:05.610
8 -	36.676	29.856	1:06.532 (3)	78.78	0.378	14:20:12.142

P7 17 F2 THOMAS / JAMES		Ireson HONDA - Team Walters And Thomas Sidecar racing				
IDEAL LAP TIME : 1:06.281		BEST LAP TIME : 1:08.156		DIFFERENCE : 1.875		
LAP	SECTOR 1	SECTOR 2	LAP TIME	MPH	DIFF	TIME OF DAY
1 -		28.977	1:11.588	73.21	3.432	14:12:21.910
2 -	37.917	30.335	1:08.252 (3)	76.79	0.096	14:13:30.162
3 -	38.184	29.972	1:08.156 (1)	76.90		14:14:38.318
4 -	37.304	30.871	1:08.175 (2)	76.88	0.019	14:15:46.493
5 -	38.260	31.016	1:09.276	75.66	1.120	14:16:55.769
6 -	38.678	31.103	1:09.781	75.11	1.625	14:18:05.550
7 -	39.383	31.736	1:11.119	73.70	2.963	14:19:16.669
8 -	38.627	30.836	1:09.463	75.45	1.307	14:20:26.132

P8 96 F1 FJ. GALE / B. GALE		Ireson KTM 790 -				
IDEAL LAP TIME : 1:08.046		BEST LAP TIME : 1:08.174		DIFFERENCE : 0.128		
LAP	SECTOR 1	SECTOR 2	LAP TIME	MPH	DIFF	TIME OF DAY
1 -		31.102	1:16.404	68.60	8.230	14:12:26.726
2 -	39.158	30.598	1:09.756	75.14	1.582	14:13:36.482
3 -	38.852	30.051	1:08.903	76.07	0.729	14:14:45.385
4 -	38.593	30.231	1:08.824 (3)	76.15	0.650	14:15:54.209
5 -	38.855	30.418	1:09.273	75.66	1.099	14:17:03.482
6 -	38.724	30.820	1:09.544	75.37	1.370	14:18:13.026
7 -	38.143	30.481	1:08.624 (2)	76.38	0.450	14:19:21.650
8 -	37.995	30.179	1:08.174 (1)	76.88		14:20:29.824

P9 666 F2 HANKS / KIRK		GLR HONDA CBR 600 - JHM racing / Greg Lambert Racing				
IDEAL LAP TIME : 1:09.940		BEST LAP TIME : 1:10.194		DIFFERENCE : 0.254		
LAP	SECTOR 1	SECTOR 2	LAP TIME	MPH	DIFF	TIME OF DAY
1 -		30.917	1:16.961	68.10	6.767	14:12:27.283
2 -	39.212	30.982	1:10.194 (1)	74.67		14:13:37.477
3 -	39.413	31.170	1:10.583	74.26	0.389	14:14:48.060
4 -	39.073	31.227	1:10.300 (3)	74.56	0.106	14:15:58.360
5 -	39.023	31.210	1:10.233 (2)	74.63	0.039	14:17:08.593
6 -	39.066	31.559	1:10.625	74.21	0.431	14:18:19.218
7 -	40.832	31.497	1:12.329	72.46	2.135	14:19:31.547
8 -	39.836	31.576	1:11.412	73.39	1.218	14:20:42.959

P10 76 F2 A. PEARSON / BRADSHAW		LCR F2 -				
IDEAL LAP TIME : 1:15.633		BEST LAP TIME : 1:16.190		DIFFERENCE : 0.557		
LAP	SECTOR 1	SECTOR 2	LAP TIME	MPH	DIFF	TIME OF DAY
1 -		33.706	1:22.382	63.62	6.192	14:12:32.704
2 -	42.877	35.352	1:18.229	67.00	2.039	14:13:50.933
3 -	42.024	35.079	1:17.103	67.98	0.913	14:15:08.036
4 -	41.945	34.245	1:16.190 (1)	68.79		14:16:24.226
5 -	42.152	34.841	1:16.993	68.07	0.803	14:17:41.219
6 -	42.122	34.472	1:16.594 (3)	68.43	0.404	14:18:57.813
7 -	41.927	34.315	1:16.242 (2)	68.74	0.052	14:20:14.055

BMCRC - MRO Championships 2024 - Rnd 2 @ Pembrey

BMCRC F1 & F2 Sidecars

RACE 7 - SECTOR ANALYSIS



SECTOR 1 = FL to I1, SECTOR 2 = I1 to FL, DIFF = Difference To Personal Best Lap, P = Crossed Finish Line in Pit Lane, D = Time Disallowed

P11 167 F1		PETTMAN / MOSS		Baker 1000 YAMAHA - Wesso Racing			
IDEAL LAP TIME : 1:19.931		BEST LAP TIME : 1:20.613		DIFFERENCE : 0.682			
LAP	SECTOR 1	SECTOR 2	LAP TIME	MPH	DIFF	TIME OF DAY	
1 -		34.275	1:30.431	57.96	9.818	14:12:40.753	
2 -	45.656	34.957	1:20.613 (1)	65.02		14:14:01.366	
3 -	49.803	37.022	1:26.825	60.36	6.212	14:15:28.191	
4 -	47.656	36.575	1:24.231	62.22	3.618	14:16:52.422	
5 -	47.956	35.892	1:23.848	62.51	3.235	14:18:16.270	
6 -	46.974	35.811	1:22.785 (3)	63.31	2.172	14:19:39.055	
7 -	46.225	35.161	1:21.386 (2)	64.40	0.773	14:21:00.441	

BMCRC - MRO Championships 2024 - Rnd 2 @ Pembrey

BMCRC F1 & F2 Sidecars

RACE 7 - BEST SECTORS

SECTOR 1			SECTOR 2			IDEAL / BEST COMPARISON						
POS	NO	NAME	TIME	NO	NAME	TIME	POS	NO	NAME	IDEAL	BEST	DIFF
									PERFECT LAP	1:04.386		
1	113	HANDCOCK / BEVAN	35.931	62	WRIGHT / BAILEY	28.455	1	113	HANDCOCK / BEVAN	1:04.787	1:04.828	0.041
2	69	LAMBERT / HAYNES	35.969	113	HANDCOCK / BEVAN	28.856	2	62	WRIGHT / BAILEY	1:04.839	1:05.037	0.198
3	62	WRIGHT / BAILEY	36.384	17	THOMAS / JAMES	28.977	3	69	LAMBERT / HAYNES	1:05.291	1:05.449	0.158
4	38	MOSS / HOPE	36.385	65	FAIERS / FOX	28.978	4	38	MOSS / HOPE	1:05.442	1:05.572	0.130
5	21	KING / SIGSWORTH	36.560	21	KING / SIGSWORTH	28.991	5	21	KING / SIGSWORTH	1:05.551	1:05.668	0.117
6	65	FAIERS / FOX	36.676	38	MOSS / HOPE	29.057	6	65	FAIERS / FOX	1:05.654	1:06.154	0.500
7	17	THOMAS / JAMES	37.304	69	LAMBERT / HAYNES	29.322	7	17	THOMAS / JAMES	1:06.281	1:08.156	1.875
8	96	F.J. GALE / B. GALE	37.995	96	F.J. GALE / B. GALE	30.051	8	96	F.J. GALE / B. GALE	1:08.046	1:08.174	0.128
9	666	HANKS / KIRK	39.023	666	HANKS / KIRK	30.917	9	666	HANKS / KIRK	1:09.940	1:10.194	0.254
10	76	A. PEARSON / BRADSHAW	41.927	76	A. PEARSON / BRADSHAW	33.706	10	76	A. PEARSON / BRADSHAW	1:15.633	1:16.190	0.557
11	167	PETTMAN / MOSS	45.656	167	PETTMAN / MOSS	34.275	11	167	PETTMAN / MOSS	1:19.931	1:20.613	0.682
12												

BMCRC - MRO Championships 2024 - Rnd 2 @ Pembrey

BMCRC F1 & F2 Sidecars

RACE 7 - STATISTICS

Competitors Started 12
Planned Start 2024-04-13 @ 14:00:00.000
Actual Start 2024-04-13 @ 14:11:10.322
Finish Time 2024-04-13 @ 14:19:59.834
Track Length 1.4560mi.
Total Laps 86
Total Distance Covered 125.2160mi.

Session Fastest Lap History

NO	CL	NAME	LAP TIME	TIME OF DAY	LAP	VEHICLE
62	F1	WRIGHT / BAILEY	1:05.037	14:13:25.672	2	Yamaha RYDE F998
113	F2	HANDCOCK / BEVAN	1:04.828	14:17:52.367	6	Shelbourne F2

Session Leader History

NO	CL	NAME	FROM LAP	LAPS LED	DISTANCE	VEHICLE
62	F1	WRIGHT / BAILEY	1	8	11.64 miles	Yamaha RYDE F998

Flag History

TYPE	TIME OF DAY
GREEN	14:11:10.322
FINISH	14:19:59.834

Flag Statistics

TYPE	COUNT	TOTAL LAPS	TOTAL TIME
Green	1	8	9:54.915
Red	0	0	0.000
Safety Car	0	0	0.000
FCY	0	0	0.000

BMCRC - MRO Championships 2024 - Rnd 2 @ Pembrey

BMCRC F1 & F2 Sidecars

RACE 7 - STATISTICS

CLASS : F1

5 Starters

Fastest Lap History

NO	NAME	LAP TIME	TIME OF DAY	LAP	VEHICLE
62	WRIGHT / BAILEY	1:05.037	14:13:25.672	2	Yamaha RYDE F998

Leader History

NO	NAME	FROM LAP	LAPS LED	DISTANCE	VEHICLE
62	WRIGHT / BAILEY	1	8	11.64 miles	Yamaha RYDE F998

BMCRC - MRO Championships 2024 - Rnd 2 @ Pembrey

BMCRC F1 & F2 Sidecars

RACE 7 - STATISTICS

CLASS : F2

7 Starters

Fastest Lap History

NO	NAME	LAP TIME	TIME OF DAY	LAP	VEHICLE
69	LAMBERT / HAYNES	1:06.011	14:13:27.319	2	Honda LCR
69	LAMBERT / HAYNES	1:05.786	14:14:33.105	3	Honda LCR
113	HANDCOCK / BEVAN	1:05.653	14:14:35.956	3	Shelbourne F2
69	LAMBERT / HAYNES	1:05.601	14:15:38.706	4	Honda LCR
113	HANDCOCK / BEVAN	1:04.828	14:17:52.367	6	Shelbourne F2

Leader History

NO	NAME	FROM LAP	LAPS LED	DISTANCE	VEHICLE
69	LAMBERT / HAYNES	1	8	11.64 miles	Honda LCR

BMCRC - MRO Championships 2024 - Rnd 2 @ Pembrey

BMCRC F1 & F2 Sidecars

RACE 17 - GRID (8 Laps)



ROW 8	15	95	BLACKSTOCK / ROSNEY	
ROW 7	14	89	C. HAUXWELL / K. HAUXWELL	13 11 GILBERT / MULDOON
ROW 6	12	71	BANISTER / PORTER	11 167 PETTMAN / MOSS 1:20.613
ROW 5			1:16.190	1:10.194
ROW 5	10	76	A. PEARSON / BRADSHAW	9 666 HANKS / KIRK
ROW 4			1:08.174	1:08.156
ROW 4	8	96	FJ. GALE / B. GALE	7 17 THOMAS / JAMES
ROW 3			1:06.154	1:05.668
ROW 3	6	65	FAIERS / FOX	5 21 KING / SIGSWORTH
ROW 2			1:05.572	
ROW 2	4	38	MOSS / HOPE	3 69 LAMBERT / JAVENS
ROW 1			1:05.037	1:04.828
ROW 1	2	62	WRIGHT / BAILEY	1 113 HANDCOCK / BEVAN
Pole				

These results are provisional until the conclusion of any judicial and technical matters.

Pembrey National: 1.4560 miles

Clerk Of Course:	Stewards:	Timekeeper:	<i>Craig Smith</i>	
------------------	-----------	-------------	--------------------	--

Results can be found at www.tsl-timing.com

Printed - 14:26 Saturday, 13 April 2024



BMCRC - MRO Championships 2024 - Rnd 2 @ Pembrey

BMCRC F1 & F2 Sidecars

RACE 17 - CLASSIFICATION

Race Distance: 8 Laps / 11.64 miles



POS	NO	CL	PIC	NAME	ENTRY	LAPS	TIME	GAP	DIFF	MPH	BEST	ON	GRD	↑↓
1	69	F2	1	LAMBERT / JAVENS	Honda LCR - Graham Anne Ward	8	8:52.101			78.80	1:05.337	6	3	2
2	113	F2	2	HANDCOCK / BEVAN	Shelbourne F2 - R J Contracting	8	8:52.250	0.149	0.149	78.78	1:05.072	7	1	-1
3	38	F1	1	MOSS / HOPE	LCR R6 - LifeSafety Motorsport - CharlieMossRacing	8	8:59.023	6.922	6.773	77.79	1:06.046	8	4	1
4	65	F1	2	FAIERS / FOX	Dean Ryde YAMAHA R6 - AWracing Ltd	8	9:00.381	8.280	1.358	77.59	1:06.111	2	6	2
5	21	F2	3	KING / SIGSWORTH	Lumley Ireson F2 - Townsend Motors	8	9:00.800	8.699	0.419	77.53	1:06.185	2	5	0
6	17	F2	4	THOMAS / JAMES	Ireson HONDA - Team Walters And Thomas Sidecar racing	8	9:10.249	18.148	9.449	76.20	1:06.279	3	7	1
7	96	F1	3	FJ. GALE / B. GALE	Ireson KTM 790 -	8	9:21.244	29.143	10.995	74.71	1:08.244	7	8	1
8	76	F2	5	A. PEARSON / BRADSHAW	LCR F2 -	7	9:04.494	1 Lap	1 Lap	67.38	1:15.328	2	10	2
9	71	F2	6	BANISTER / PORTER	MRE Suzuki GSXR 600 K7 - Fine Cut Developments	7	10:09.235	1 Lap	1:04.741	60.22	1:22.859	4	12	3

NOT CLASSIFIED

DNF	62	F1		WRIGHT / BAILEY	Yamaha RYDE F998 - Stainless Steel Designs Ltd.	7	7:41.725	1 Lap		79.46	1:04.740	2	2	
DNF	167	F1		PETTMAN / MOSS	Baker 1000 YAMAHA - Wesso Racing	2	3:05.349	6 Laps	5 Laps	56.55	1:34.611	2	11	
DNF	666	F2		HANKS / BANKS	GLR HONDA CBR 600 - JHM racing / Greg Lambert Racing	1	1:17.565	7 Laps	1 Lap	67.57			9	

FASTEST LAP

62	F1		WRIGHT / BAILEY	Yamaha RYDE F998 - Stainless Steel Designs Ltd.	2	1:04.740				80.96 mph			130.29 kph	
113	F2		HANDCOCK / BEVAN	Shelbourne F2 - R J Contracting	7	1:05.072				80.55 mph			129.63 kph	

Comments:

Class F2 - 92.5% of Race Speed = 72.89 mph

Class F1 - 92.5% of Race Speed = 71.95 mph

Weather / Track : Cloudy / Dry

These results are provisional until the conclusion of any judicial and technical matters.

Date: 13/04/2024 Start: 17:09 Finish: 17:18

Pembrey National: 1.4560 miles

Clerk Of Course:

Stewards:

Timekeeper:

Craig Smith



Results can be found at www.tsl-timing.com

Printed - 17:20 Saturday, 13 April 2024



BMCRC - MRO Championships 2024 - Rnd 2 @ Pembrey

BMCRC F1 & F2 Sidecars

RACE 17 - LAP CHART

LAP 1 @ 17:10:58.879

NO	BEHIND	LAP TIME
62		1:10.236
113	0.602	1:10.838
69	1.533	1:11.769
65	1.808	1:12.044
21	2.443	1:12.679
17	3.592	1:13.828
38	3.951	1:14.187
96	5.742	1:15.978
666	7.329	1:17.565
76	12.088	1:22.324
167	20.502	1:30.738
71	23.792	1:34.028

LAP 2 @ 17:12:03.619

NO	BEHIND	LAP TIME
62		1:04.740
69	2.158	1:05.365
65	3.179	1:06.111
113	3.538	1:07.676
21	3.888	1:06.185
38	5.426	1:06.215
17	6.382	1:07.530
96	10.643	1:09.641
76	22.676	1:15.328
71	48.111	1:29.059
167	50.373	1:34.611

LAP 3 @ 17:13:08.698

NO	BEHIND	LAP TIME
62		1:05.079
69	2.940	1:05.861
113	4.343	1:05.884
65	4.837	1:06.737
21	5.204	1:06.395
38	6.399	1:06.052
17	7.582	1:06.279
96	15.190	1:09.626
76	34.664	1:17.067

LAP 4 @ 17:14:14.550

NO	BEHIND	LAP TIME
62		1:05.852
71	1 Lap	1:25.438
69	2.891	1:05.803
113	3.972	1:05.481
65	5.741	1:06.756
21	6.043	1:06.691
38	7.228	1:06.681
17	8.847	1:07.117
96	18.553	1:09.215
76	46.152	1:17.340

LAP 5 @ 17:15:19.434

NO	BEHIND	LAP TIME
62		1:04.884
69	3.514	1:05.507
113	4.994	1:05.906
65	8.176	1:07.319
38	8.586	1:06.242
21	8.967	1:07.808

17	11.653	1:07.690
71	1 Lap	1:22.859
96	22.496	1:08.827
76	59.775	1:18.507

LAP 6 @ 17:16:24.936

NO	BEHIND	LAP TIME
62		1:05.502
69	3.349	1:05.337
113	4.702	1:05.210
65	10.261	1:07.587
38	10.566	1:07.482
21	10.867	1:07.402
17	15.369	1:09.218
96	26.886	1:09.892
71	1 Lap	1:24.928

LAP 7 @ 17:17:30.368

NO	BEHIND	LAP TIME
62		1:05.432
69	3.941	1:06.024
113	4.342	1:05.072
76	1 Lap	1:16.804
38	11.252	1:06.118
65	11.698	1:06.869
21	12.094	1:06.659
17	18.986	1:09.049
96	29.698	1:08.244
71	1 Lap	1:27.548

LAP 8 @ 17:18:40.744

NO	BEHIND	LAP TIME
69		1:06.435
113	0.149	1:06.183
38	6.922	1:06.046
65	8.280	1:06.958
21	8.699	1:06.981
76	1 Lap	1:17.124
17	18.148	1:09.538
96	29.143	1:09.821
71	1 Lap	1:25.375

BMCRC - MRO Championships 2024 - Rnd 2 @ Pembrey

BMCRC F1 & F2 Sidecars

RACE 17 - POSITION CHART

No	Name	Lap								
		Pos	1	2	3	4	5	6	7	8
113	HANDCOCK / BEVAN	1	62	62	62	62	62	62	62	69
62	WRIGHT / BAILEY	2	113	69	69	69	69	69	69	113
69	LAMBERT / JAVENS	3	69	65	113	113	113	113	113	38
38	MOSS / HOPE	4	65	113	65	65	65	65	38	65
21	KING / SIGSWORTH	5	21	21	21	21	38	38	65	21
65	FAIERS / FOX	6	17	38	38	38	21	21	21	17
17	THOMAS / JAMES	7	38	17	17	17	17	17	17	96
96	F.J. GALE / B. GALE	8	96	96	96	96	96	96	96	
666	HANKS / KIRK	9	666	76	76	76	76	76	76	
76	A. PEARSON / BRADSHAW	10	76	71	71	71	71	71	71	
167	PETTMAN / MOSS	11	167	167						
71	BANISTER / PORTER	12	71							

BMCRC - MRO Championships 2024 - Rnd 2 @ Pembrey

BMCRC F1 & F2 Sidecars

RACE 17 - SECTOR ANALYSIS



SECTOR 1 = FL to I1, SECTOR 2 = I1 to FL, DIFF = Difference To Personal Best Lap, P = Crossed Finish Line in Pit Lane, D = Time Disallowed

P1 69 F2		LAMBERT / JAVENS		Honda LCR - Graham Anne Ward			
IDEAL LAP TIME : 1:05.239		BEST LAP TIME : 1:05.337		DIFFERENCE : 0.098			
LAP	SECTOR 1	SECTOR 2	LAP TIME	MPH	DIFF	TIME OF DAY	
1 -		29.726	1:11.769	73.03	6.432	17:11:00.412	
2 -	36.255	29.110	1:05.365 (2)	80.18	0.028	17:12:05.777	
3 -	36.821	29.040	1:05.861	79.58	0.524	17:13:11.638	
4 -	36.646	29.157	1:05.803	79.65	0.466	17:14:17.441	
5 -	36.495	29.012	1:05.507 (3)	80.01	0.170	17:15:22.948	
6 -	36.353	28.984	1:05.337 (1)	80.22		17:16:28.285	
7 -	36.550	29.474	1:06.024	79.38	0.687	17:17:34.309	
8 -	37.128	29.307	1:06.435	78.89	1.098	17:18:40.744	

P2 113 F2		HANDCOCK / BEVAN		Shelbourne F2 - R J Contracting			
IDEAL LAP TIME : 1:04.980		BEST LAP TIME : 1:05.072		DIFFERENCE : 0.092			
LAP	SECTOR 1	SECTOR 2	LAP TIME	MPH	DIFF	TIME OF DAY	
1 -		29.266	1:10.838	73.99	5.766	17:10:59.481	
2 -	38.517	29.159	1:07.676	77.45	2.604	17:12:07.157	
3 -	36.716	29.168	1:05.884	79.55	0.812	17:13:13.041	
4 -	36.371	29.110	1:05.481 (3)	80.04	0.409	17:14:18.522	
5 -	36.802	29.104	1:05.906	79.53	0.834	17:15:24.428	
6 -	36.138	29.072	1:05.210 (2)	80.38	0.138	17:16:29.638	
7 -	35.908	29.164	1:05.072 (1)	80.55		17:17:34.710	
8 -	37.082	29.101	1:06.183	79.19	1.111	17:18:40.893	

P3 38 F1		MOSS / HOPE		LCR R6 - LifeSafety Motorsport - CharlieMossRacing			
IDEAL LAP TIME : 1:05.885		BEST LAP TIME : 1:06.046		DIFFERENCE : 0.161			
LAP	SECTOR 1	SECTOR 2	LAP TIME	MPH	DIFF	TIME OF DAY	
1 -		31.095	1:14.187	70.65	8.141	17:11:02.830	
2 -	37.143	29.072	1:06.215	79.16	0.169	17:12:09.045	
3 -	36.827	29.225	1:06.052 (2)	79.35	0.006	17:13:15.097	
4 -	37.364	29.317	1:06.681	78.60	0.635	17:14:21.778	
5 -	36.921	29.321	1:06.242	79.12	0.196	17:15:28.020	
6 -	38.153	29.329	1:07.482	77.67	1.436	17:16:35.502	
7 -	36.856	29.262	1:06.118 (3)	79.27	0.072	17:17:41.620	
8 -	36.813	29.233	1:06.046 (1)	79.36		17:18:47.666	

P4 65 F1		FAIERS / FOX		Dean Ryde YAMAHA R6 - AW Racing Ltd			
IDEAL LAP TIME : 1:06.111		BEST LAP TIME : 1:06.111		DIFFERENCE : 0.000			
LAP	SECTOR 1	SECTOR 2	LAP TIME	MPH	DIFF	TIME OF DAY	
1 -		29.360	1:12.044	72.75	5.933	17:11:00.687	
2 -	37.042	29.069	1:06.111 (1)	79.28		17:12:06.798	
3 -	37.511	29.226	1:06.737 (2)	78.54	0.626	17:13:13.535	
4 -	37.426	29.330	1:06.756 (3)	78.51	0.645	17:14:20.291	
5 -	37.809	29.510	1:07.319	77.86	1.208	17:15:27.610	
6 -	38.093	29.494	1:07.587	77.55	1.476	17:16:35.197	
7 -	37.638	29.231	1:06.869	78.38	0.758	17:17:42.066	
8 -	37.398	29.560	1:06.958	78.28	0.847	17:18:49.024	

P5 21 F2		KING / SIGSWORTH		Lumley Ireson F2 - Townsend Motors			
IDEAL LAP TIME : 1:05.942		BEST LAP TIME : 1:06.185		DIFFERENCE : 0.243			
LAP	SECTOR 1	SECTOR 2	LAP TIME	MPH	DIFF	TIME OF DAY	
1 -		29.086	1:12.679	72.11	6.494	17:11:01.322	
2 -	36.918	29.267	1:06.185 (1)	79.19		17:12:07.507	
3 -	37.371	29.024	1:06.395 (2)	78.94	0.210	17:13:13.902	
4 -	37.377	29.314	1:06.691	78.59	0.506	17:14:20.593	
5 -	37.929	29.879	1:07.808	77.30	1.623	17:15:28.401	
6 -	38.111	29.291	1:07.402	77.76	1.217	17:16:35.803	
7 -	37.510	29.149	1:06.659 (3)	78.63	0.474	17:17:42.462	
8 -	37.302	29.679	1:06.981	78.25	0.796	17:18:49.443	

BMCRC - MRO Championships 2024 - Rnd 2 @ Pembrey

BMCRC F1 & F2 Sidecars

RACE 17 - SECTOR ANALYSIS



SECTOR 1 = FL to I1, SECTOR 2 = I1 to FL, DIFF = Difference To Personal Best Lap, P = Crossed Finish Line in Pit Lane, D = Time Disallowed

P6 17 F2 THOMAS / JAMES		Ireson HONDA - Team Walters And Thomas Sidecar racing				
IDEAL LAP TIME : 1:06.161		BEST LAP TIME : 1:06.279		DIFFERENCE : 0.118		
LAP	SECTOR 1	SECTOR 2	LAP TIME	MPH	DIFF	TIME OF DAY
1 -		29.892	1:13.828	70.99	7.549	17:11:02.471
2 -	37.835	29.695	1:07.530 (3)	77.61	1.251	17:12:10.001
3 -	36.603	29.676	1:06.279 (1)	79.08		17:13:16.280
4 -	36.554	30.563	1:07.117 (2)	78.09	0.838	17:14:23.397
5 -	38.083	29.607	1:07.690	77.43	1.411	17:15:31.087
6 -	37.987	31.231	1:09.218	75.72	2.939	17:16:40.305
7 -	38.255	30.794	1:09.049	75.91	2.770	17:17:49.354
8 -	38.661	30.877	1:09.538	75.37	3.259	17:18:58.892

P7 96 F1 FJ. GALE / B. GALE		Ireson KTM 790 -				
IDEAL LAP TIME : 1:08.244		BEST LAP TIME : 1:08.244		DIFFERENCE : 0.000		
LAP	SECTOR 1	SECTOR 2	LAP TIME	MPH	DIFF	TIME OF DAY
1 -		30.586	1:15.978	68.98	7.734	17:11:04.621
2 -	39.410	30.231	1:09.641	75.26	1.397	17:12:14.262
3 -	39.242	30.384	1:09.626	75.28	1.382	17:13:23.888
4 -	39.007	30.208	1:09.215 (3)	75.72	0.971	17:14:33.103
5 -	38.700	30.127	1:08.827 (2)	76.15	0.583	17:15:41.930
6 -	39.724	30.168	1:09.892	74.99	1.648	17:16:51.822
7 -	38.143	30.101	1:08.244 (1)	76.80		17:18:00.066
8 -	38.624	31.197	1:09.821	75.07	1.577	17:19:09.887

P8 76 F2 A. PEARSON / BRADSHAW		LCR F2 -				
IDEAL LAP TIME : 1:14.785		BEST LAP TIME : 1:15.328		DIFFERENCE : 0.543		
LAP	SECTOR 1	SECTOR 2	LAP TIME	MPH	DIFF	TIME OF DAY
1 -		33.519	1:22.324	63.67	6.996	17:11:10.967
2 -	41.266	34.062	1:15.328 (1)	69.58		17:12:26.295
3 -	42.423	34.644	1:17.067 (3)	68.01	1.739	17:13:43.362
4 -	42.669	34.671	1:17.340	67.77	2.012	17:15:00.702
5 -	43.186	35.321	1:18.507	66.76	3.179	17:16:19.209
6 -	43.003	33.801	1:16.804 (2)	68.24	1.476	17:17:36.013
7 -	43.126	33.998	1:17.124	67.96	1.796	17:18:53.137

P9 71 F2 BANISTER / PORTER		MRE Suzuki GSXR 600 K7 - Fine Cut Developments				
IDEAL LAP TIME : 1:22.859		BEST LAP TIME : 1:22.859		DIFFERENCE : 0.000		
LAP	SECTOR 1	SECTOR 2	LAP TIME	MPH	DIFF	TIME OF DAY
1 -		38.913	1:34.028	55.74	11.169	17:11:22.671
2 -	50.231	38.828	1:29.059	58.85	6.200	17:12:51.730
3 -	47.689	37.749	1:25.438	61.34	2.579	17:14:17.168
4 -	46.435	36.424	1:22.859 (1)	63.25		17:15:40.027
5 -	46.470	38.458	1:24.928 (2)	61.71	2.069	17:17:04.955
6 -	48.316	39.232	1:27.548	59.87	4.689	17:18:32.503
7 -	46.859	38.516	1:25.375 (3)	61.39	2.516	17:19:57.878

P10 62 F1 WRIGHT / BAILEY		Yamaha RYDE F998 - Stainless Steel Designs Ltd.				
IDEAL LAP TIME : 1:04.643		BEST LAP TIME : 1:04.740		DIFFERENCE : 0.097		
LAP	SECTOR 1	SECTOR 2	LAP TIME	MPH	DIFF	TIME OF DAY
1 -		29.016	1:10.236	74.62	5.496	17:10:58.879
2 -	36.162	28.578	1:04.740 (1)	80.96		17:12:03.619
3 -	36.501	28.578	1:05.079 (3)	80.54	0.339	17:13:08.698
4 -	36.407	29.445	1:05.852	79.59	1.112	17:14:14.550
5 -	36.360	28.524	1:04.884 (2)	80.78	0.144	17:15:19.434
6 -	37.021	28.481	1:05.502	80.02	0.762	17:16:24.936
7 -	36.791	28.641	1:05.432	80.10	0.692	17:17:30.368

BMCRC - MRO Championships 2024 - Rnd 2 @ Pembrey

BMCRC F1 & F2 Sidecars

RACE 17 - SECTOR ANALYSIS



SECTOR 1 = FL to I1, SECTOR 2 = I1 to FL, DIFF = Difference To Personal Best Lap, P = Crossed Finish Line in Pit Lane, D = Time Disallowed

P11	167 F1	PETTMAN / MOSS	Baker 1000 YAMAHA - Wesso Racing			
IDEAL LAP TIME : 1:32.545		BEST LAP TIME : 1:34.611	DIFFERENCE : 2.066			
LAP	SECTOR 1	SECTOR 2	LAP TIME	MPH	DIFF	TIME OF DAY
1 -		38.556	1:30.738	57.76		17:11:19.381
2 -	53.989	40.622	1:34.611 (1)	55.40		17:12:53.992

P12	666 F2	HANKS / KIRK	GLR HONDA CBR 600 - JHM racing / Greg Lambert Racing			
IDEAL LAP TIME :		BEST LAP TIME :	DIFFERENCE :			
LAP	SECTOR 1	SECTOR 2	LAP TIME	MPH	DIFF	TIME OF DAY
1 -		31.534	1:17.565	67.57		17:11:06.208

BMCRC - MRO Championships 2024 - Rnd 2 @ Pembrey

BMCRC F1 & F2 Sidecars

RACE 17 - BEST SECTORS

SECTOR 1			SECTOR 2			IDEAL / BEST COMPARISON						
POS	NO	NAME	TIME	NO	NAME	TIME	POS	NO	NAME	IDEAL	BEST	DIFF
1	113	HANDCOCK / BEVAN	35.908	62	WRIGHT / BAILEY	28.481	1	62	WRIGHT / BAILEY	1:04.643	1:04.740	0.097
2	62	WRIGHT / BAILEY	36.162	69	LAMBERT / JAVENS	28.984	2	113	HANDCOCK / BEVAN	1:04.980	1:05.072	0.092
3	69	LAMBERT / JAVENS	36.255	21	KING / SIGSWORTH	29.024	3	69	LAMBERT / JAVENS	1:05.239	1:05.337	0.098
4	17	THOMAS / JAMES	36.554	65	FAIERS / FOX	29.069	4	38	MOSS / HOPE	1:05.885	1:06.046	0.161
5	38	MOSS / HOPE	36.813	113	HANDCOCK / BEVAN	29.072	5	21	KING / SIGSWORTH	1:05.942	1:06.185	0.243
6	21	KING / SIGSWORTH	36.918	38	MOSS / HOPE	29.072	6	65	FAIERS / FOX	1:06.111	1:06.111	0.000
7	65	FAIERS / FOX	37.042	17	THOMAS / JAMES	29.607	7	17	THOMAS / JAMES	1:06.161	1:06.279	0.118
8	96	F.J. GALE / B. GALE	38.143	96	F.J. GALE / B. GALE	30.101	8	96	F.J. GALE / B. GALE	1:08.244	1:08.244	0.000
9	76	A. PEARSON / BRADSHAW	41.266	666	HANKS / KIRK	31.534	9	76	A. PEARSON / BRADSHAW	1:14.785	1:15.328	0.543
10	71	BANISTER / PORTER	46.435	76	A. PEARSON / BRADSHAW	33.519	10	71	BANISTER / PORTER	1:22.859	1:22.859	0.000
11	167	PETTMAN / MOSS	53.989	71	BANISTER / PORTER	36.424	11	167	PETTMAN / MOSS	1:32.545	1:34.611	2.066
12				167	PETTMAN / MOSS	38.556	12	666	HANKS / KIRK			

PERFECT LAP 1:04.389

BMCRC - MRO Championships 2024 - Rnd 2 @ Pembrey

BMCRC F1 & F2 Sidecars

RACE 17 - STATISTICS

Competitors Started 12
Planned Start 2024-04-13 @ 17:20:00.000
Actual Start 2024-04-13 @ 17:09:48.643
Finish Time 2024-04-13 @ 17:18:40.743
Track Length 1.4560mi.
Total Laps 80
Total Distance Covered 116.4800mi.

Session Fastest Lap History

NO	CL	NAME	LAP TIME	TIME OF DAY	LAP	VEHICLE
62	F1	WRIGHT / BAILEY	1:04.740	17:12:03.630	2	Yamaha RYDE F998

Session Leader History

NO	CL	NAME	FROM LAP	LAPS LED	DISTANCE	VEHICLE
62	F1	WRIGHT / BAILEY	1	7	10.19 miles	Yamaha RYDE F998
69	F2	LAMBERT / JAVENS	8	1	1.45 miles	Honda LCR

Flag History

TYPE	TIME OF DAY
GREEN	17:09:48.643
FINISH	17:18:40.743

Flag Statistics

TYPE	COUNT	TOTAL LAPS	TOTAL TIME
Green	1	8	10:18.540
Red	0	0	0.000
Safety Car	0	0	0.000
FCY	0	0	0.000

BMCRC - MRO Championships 2024 - Rnd 2 @ Pembrey

BMCRC F1 & F2 Sidecars

RACE 17 - STATISTICS

CLASS : F1

5 Starters

Fastest Lap History

NO	NAME	LAP TIME	TIME OF DAY	LAP	VEHICLE
62	WRIGHT / BAILEY	1:04.740	17:12:03.630	2	Yamaha RYDE F998

Leader History

NO	NAME	FROM LAP	LAPS LED	DISTANCE	VEHICLE
62	WRIGHT / BAILEY	1	7	10.19 miles	Yamaha RYDE F998
38	MOSS / HOPE	8	1	1.45 miles	LCR R6

BMCRC - MRO Championships 2024 - Rnd 2 @ Pembrey

BMCRC F1 & F2 Sidecars

RACE 17 - STATISTICS

CLASS : F2

7 Starters

Fastest Lap History

NO	NAME	LAP TIME	TIME OF DAY	LAP	VEHICLE
69	LAMBERT / JAVENS	1:05.365	17:12:05.796	2	Honda LCR
69	LAMBERT / JAVENS	1:05.337	17:16:28.304	6	Honda LCR
113	HANDCOCK / BEVAN	1:05.210	17:16:29.658	6	Shelbourne F2
113	HANDCOCK / BEVAN	1:05.072	17:17:34.731	7	Shelbourne F2

Leader History

NO	NAME	FROM LAP	LAPS LED	DISTANCE	VEHICLE
113	HANDCOCK / BEVAN	1	1	1.45 miles	Shelbourne F2
69	LAMBERT / JAVENS	2	7	10.19 miles	Honda LCR

BMCRC - MRO Championships 2024 - Rnd 2 @ Pembrey

BMCRC F1 & F2 Sidecars

RACE 8 - GRID (12 Laps)



ROW 8

15 **95** BLACKSTOCK / ROSNEY

ROW 7

14 **89** C. HAUXWELL / K. HAUXWELL

13 **11** GILBERT / MULDOON

ROW 6

12 **666** HANKS / KIRK

11 **167** PETTMAN / MOSS
1:34.611

ROW 5

10 **71** BANISTER / PORTER
1:22.859

9 **76** A. PEARSON / BRADSHAW
1:15.328

ROW 4

8 **96** F.J. GALE / B. GALE
1:08.244

7 **17** THOMAS / JAMES
1:06.279

ROW 3

6 **21** KING / SIGSWORTH
1:06.185

5 **65** FAIERS / FOX
1:06.111

ROW 2

4 **38** MOSS / HOPE
1:06.046

3 **69** LAMBERT / HAYNES

ROW 1

2 **113** HANDCOCK / BEVAN
1:05.072

1 **62** WRIGHT / BAILEY
1:04.740

Pole



These results are provisional until the conclusion of any judicial and technical matters.

Pembrey National: 1.4560 miles

Clerk Of Course:	Stewards:	Timekeeper: <i>Craig Smith</i>	
------------------	-----------	-----------------------------------	--

Results can be found at www.tsl-timing.com

Printed - 17:22 Saturday, 13 April 2024





BMCRC
F1 & F2
SIDECARS

BMCRC - MRO Championships 2024 - Rnd 2 @ Pembrey

BMCRC F1 & F2 Sidecars

RACE 8 - CLASSIFICATION

Race Distance: 12 Laps / 17.47 miles

POS	NO	CL	PIC	NAME	ENTRY	LAPS	TIME	GAP	DIFF	MPH	BEST	ON	GRD	↑↓
1	62	F1	1	WRIGHT / BAILEY	Yamaha RYDE F998 - Stainless Steel Designs Ltd.	12	13:17.948			78.82	1:05.057	7	1	0
2	69	F2	1	LAMBERT / HAYNES	Honda LCR - Graham Anne Ward	12	13:19.533	1.585	1.585	78.66	1:05.461	11	3	1
3	113	F2	2	HANDCOCK / BEVAN	Shelbourne F2 - R J Contracting	12	13:21.597	3.649	2.064	78.46	1:05.577	6	2	-1
4	21	F2	3	KING / SIGSWORTH	Lumley Ireson F2 - Townsend Motors	12	13:27.222	9.274	5.625	77.92	1:05.863	3	6	2
5	65	F1	2	FAIERS / FOX	Dean Ryde YAMAHA R6 - AWracing Ltd	12	13:27.733	9.785	0.511	77.87	1:05.667	4	5	0
6	96*	F1	3	FJ. GALE / B. GALE	Ireson KTM 790 -	12	13:37.798	19.850	10.065	76.91	1:06.848	12	8	2
7	17	F2	4	THOMAS / JAMES	Ireson HONDA - Team Walters And Thomas Sidecar racing	12	13:50.830	32.882	13.032	75.70	1:06.181	4	7	0
8	666	F2	5	HANKS / BANKS	GLR HONDA CBR 600 - JHM racing / Greg Lambert Racing	12	14:24.736	1:06.788	33.906	72.73	1:10.302	2	12	4
9	76	F2	6	A. PEARSON / BRADSHAW	LCR F2 -	11	13:44.776	1 Lap	1 Lap	69.90	1:12.953	10	9	0
10	71	F2	7	BANISTER / PORTER	MRE Suzuki GSXR 600 K7 - Fine Cut Developments	10	13:31.510	2 Laps	1 Lap	64.59	1:19.433	9	10	0
11	167	F1	4	PETTMAN / MOSS	Baker 1000 YAMAHA - Wesso Racing	10	13:59.729	2 Laps	28.219	62.42	1:20.604	10	11	0

FASTEST LAP

62	F1	WRIGHT / BAILEY	Yamaha RYDE F998 - Stainless Steel Designs Ltd.	7	1:05.057	80.56 mph	129.66 kph
69	F2	LAMBERT / HAYNES	Honda LCR - Graham Anne Ward	11	1:05.461	80.07 mph	128.86 kph

Comments:

* No. 96 - Please fit a working transponder
Class F1 - 92.5% of Race Speed = 72.90 mph
Class F2 - 92.5% of Race Speed = 72.76 mph

Weather / Track : Sunny / Dry

These results are provisional until the conclusion of any judicial and technical matters.

Date: 14/04/2024 Start: 11:44 Finish: 11:58

Pembrey National: 1.4560 miles

Clerk Of Course:

Stewards:

Timekeeper:

Craig Smith



Results can be found at www.tsl-timing.com

Printed - 12:01 Sunday, 14 April 2024



BMCRC - MRO Championships 2024 - Rnd 2 @ Pembrey

BMCRC F1 & F2 Sidecars

RACE 8 - LAP CHART

LAP 1 @ 11:45:57.917

NO	BEHIND	LAP TIME
69		1:11.472
113	0.268	1:11.740
21	0.698	1:12.170
17	1.281	1:12.753
62	1.328	1:12.800
65	1.723	1:13.195
96	3.622	1:15.094
666	7.618	1:19.090
76	9.076	1:20.548
71	14.532	1:26.004
167	20.414	1:31.886

LAP 2 @ 11:47:04.096

NO	BEHIND	LAP TIME
69		1:06.179
113	0.304	1:06.215
21	0.806	1:06.287
62	1.472	1:06.323
17	2.321	1:07.219
65	2.788	1:07.244
96	4.300	1:06.857
666	11.741	1:10.302
76	17.673	1:14.776
71	28.186	1:19.833
167	36.254	1:22.019

LAP 3 @ 11:48:10.185

NO	BEHIND	LAP TIME
69		1:06.089
113	0.134	1:05.919
21	0.580	1:05.863
62	1.136	1:05.753
17	2.423	1:06.191
65	3.006	1:06.307
96	5.089	1:06.878
666	16.555	1:10.903
76	26.337	1:14.753
71	41.839	1:19.742
167	54.663	1:24.498

LAP 4 @ 11:49:16.500

NO	BEHIND	LAP TIME
69		1:06.315
113	0.220	1:06.401
62	0.556	1:05.735
21	1.320	1:07.055
17	2.289	1:06.181
65	2.358	1:05.667
96	6.420	1:07.646
666	20.877	1:10.637
76	35.434	1:15.412
71	57.882	1:22.358

LAP 5 @ 11:50:22.933

NO	BEHIND	LAP TIME
113		1:06.213
69	0.732	1:07.165
62	0.971	1:06.848
21	2.858	1:07.971
65	3.583	1:07.658

17	4.700	1:08.844
96	7.872	1:07.885
167	1 Lap	1:26.510
666	25.460	1:11.016
76	43.704	1:14.703

LAP 6 @ 11:51:28.510

NO	BEHIND	LAP TIME
113		1:05.577
69	0.705	1:05.550
62	1.508	1:06.114
21	4.252	1:06.971
65	4.585	1:06.579
71	1 Lap	1:20.360
17	7.404	1:08.281
96	10.343	1:08.048
167	1 Lap	1:24.267
666	32.052	1:12.169
76	51.871	1:13.744

LAP 7 @ 11:52:34.229

NO	BEHIND	LAP TIME
113		1:05.719
62	0.846	1:05.057
69	1.163	1:06.177
21	4.718	1:06.185
65	5.333	1:06.467
17	11.546	1:09.861
96	13.264	1:08.640
71	1 Lap	1:20.722
666	38.027	1:11.694
167	1 Lap	1:22.666
76	59.632	1:13.480

LAP 8 @ 11:53:40.768

NO	BEHIND	LAP TIME
62		1:05.693
113	0.294	1:06.833
69	1.168	1:06.544
21	4.975	1:06.796
65	5.553	1:06.759
17	13.510	1:08.503
96	14.254	1:07.529
71	1 Lap	1:21.578
666	44.185	1:12.697
167	1 Lap	1:21.204

LAP 9 @ 11:54:46.156

NO	BEHIND	LAP TIME
62		1:05.388
113	1.047	1:06.141
76	1 Lap	1:13.462
69	1.486	1:05.706
21	6.361	1:06.774
65	6.929	1:06.764
17	16.390	1:08.268
96	16.873	1:08.007
666	50.003	1:11.206
71	1 Lap	1:20.754

LAP 10 @ 11:55:52.200

NO	BEHIND	LAP TIME
62		1:06.044
113	1.466	1:06.463
69	2.034	1:06.592
21	7.445	1:07.128
65	9.116	1:08.231
76	1 Lap	1:16.087
167	2 Laps	1:24.035
96	17.862	1:07.033
17	20.893	1:10.547
666	55.415	1:11.456
71	1 Lap	1:19.433

LAP 11 @ 11:56:58.595

NO	BEHIND	LAP TIME
62		1:06.395
69	1.100	1:05.461
113	2.828	1:07.757
21	7.877	1:06.827
65	9.203	1:06.482
76	1 Lap	1:12.953
96	18.800	1:07.333
17	26.374	1:11.876
167	2 Laps	1:22.040
666	1:00.428	1:11.408

LAP 12 @ 11:58:04.393

NO	BEHIND	LAP TIME
62		1:05.798
69	1.585	1:06.283
113	3.649	1:06.619
21	9.274	1:07.195
65	9.785	1:06.380
71	2 Laps	1:20.726
96	19.850	1:06.848
76	1 Lap	1:14.858
17	32.882	1:12.306
167	2 Laps	1:20.604
666	1:06.788	1:12.158

BMCRC - MRO Championships 2024 - Rnd 2 @ Pembrey

BMCRC F1 & F2 Sidecars

RACE 8 - POSITION CHART

No	Name	Lap Pos	Lap											
			1	2	3	4	5	6	7	8	9	10	11	12
62	WRIGHT / BAILEY	1	69	69	69	69	113	113	113	62	62	62	62	62
113	HANDCOCK / BEVAN	2	113	113	113	113	69	69	62	113	113	113	69	69
69	LAMBERT / HAYNES	3	21	21	21	62	62	62	69	69	69	69	113	113
65	FAIERS / FOX	4	17	62	62	21	21	21	21	21	21	21	21	21
21	KING / SIGSWORTH	5	62	17	17	17	65	65	65	65	65	65	65	65
17	THOMAS / JAMES	6	65	65	65	65	17	17	17	17	17	96	96	96
96	F.J. GALE / B. GALE	7	96	96	96	96	96	96	96	96	96	17	17	17
76	A. PEARSON / BRADSHAW	8	666	666	666	666	666	666	666	666	666	666	666	666
71	BANISTER / PORTER	9	76	76	76	76	76	76	76	76	76	76	76	76
167	PETTMAN / MOSS	10	71	71	71	71	71	71	71	71	71	71	71	71
666	HANKS / BANKS	11	167	167	167	167	167	167	167	167	167	167	167	167

BMCRC - MRO Championships 2024 - Rnd 2 @ Pembrey

BMCRC F1 & F2 Sidecars

RACE 8 - SECTOR ANALYSIS



SECTOR 1 = FL to I1, SECTOR 2 = I1 to FL, DIFF = Difference To Personal Best Lap, P = Crossed Finish Line in Pit Lane, D = Time Disallowed

P1 62 F1		WRIGHT / BAILEY		Yamaha RYDE F998 - Stainless Steel Designs Ltd.			
IDEAL LAP TIME : 1:04.895		BEST LAP TIME : 1:05.057		DIFFERENCE : 0.162			
LAP	SECTOR 1	SECTOR 2	LAP TIME	MPH	DIFF	TIME OF DAY	
1 -		29.491	1:12.800	71.99	7.743	11:45:59.245	
2 -	37.211	29.112	1:06.323	79.03	1.266	11:47:05.568	
3 -	36.847	28.906	1:05.753	79.71	0.696	11:48:11.321	
4 -	36.860	28.875	1:05.735	79.73	0.678	11:49:17.056	
5 -	37.310	29.538	1:06.848	78.41	1.791	11:50:23.904	
6 -	36.352	29.762	1:06.114	79.28	1.057	11:51:30.018	
7 -	36.131	28.926	1:05.057 (1)	80.56		11:52:35.075	
8 -	36.471	29.222	1:05.693 (3)	79.78	0.636	11:53:40.768	
9 -	36.020	29.368	1:05.388 (2)	80.16	0.331	11:54:46.156	
10 -	36.216	29.828	1:06.044	79.36	0.987	11:55:52.200	
11 -	37.092	29.303	1:06.395	78.94	1.338	11:56:58.595	
12 -	36.818	28.980	1:05.798	79.66	0.741	11:58:04.393	

P2 69 F2		LAMBERT / HAYNES		Honda LCR - Graham Anne Ward			
IDEAL LAP TIME : 1:05.232		BEST LAP TIME : 1:05.461		DIFFERENCE : 0.229			
LAP	SECTOR 1	SECTOR 2	LAP TIME	MPH	DIFF	TIME OF DAY	
1 -		30.088	1:11.472	73.33	6.011	11:45:57.917	
2 -	36.847	29.332	1:06.179	79.20	0.718	11:47:04.096	
3 -	36.568	29.521	1:06.089	79.31	0.628	11:48:10.185	
4 -	36.927	29.388	1:06.315	79.04	0.854	11:49:16.500	
5 -	37.457	29.708	1:07.165	78.04	1.704	11:50:23.665	
6 -	35.900	29.650	1:05.550 (2)	79.96	0.089	11:51:29.215	
7 -	36.096	30.081	1:06.177	79.20	0.716	11:52:35.392	
8 -	36.620	29.924	1:06.544	78.76	1.083	11:53:41.936	
9 -	36.120	29.586	1:05.706 (3)	79.77	0.245	11:54:47.642	
10 -	37.037	29.555	1:06.592	78.71	1.131	11:55:54.234	
11 -	35.987	29.474	1:05.461 (1)	80.07		11:56:59.695	
12 -	36.538	29.745	1:06.283	79.07	0.822	11:58:05.978	

P3 113 F2		HANDCOCK / BEVAN		Shelbourne F2 - R J Contracting			
IDEAL LAP TIME : 1:05.382		BEST LAP TIME : 1:05.577		DIFFERENCE : 0.195			
LAP	SECTOR 1	SECTOR 2	LAP TIME	MPH	DIFF	TIME OF DAY	
1 -		30.150	1:11.740	73.06	6.163	11:45:58.185	
2 -	37.143	29.072	1:06.215	79.16	0.638	11:47:04.400	
3 -	36.708	29.211	1:05.919 (3)	79.51	0.342	11:48:10.319	
4 -	37.380	29.021	1:06.401	78.93	0.824	11:49:16.720	
5 -	36.836	29.377	1:06.213	79.16	0.636	11:50:22.933	
6 -	36.365	29.212	1:05.577 (1)	79.93		11:51:28.510	
7 -	36.487	29.232	1:05.719 (2)	79.75	0.142	11:52:34.229	
8 -	36.896	29.937	1:06.833	78.42	1.256	11:53:41.062	
9 -	36.477	29.664	1:06.141	79.24	0.564	11:54:47.203	
10 -	37.287	29.176	1:06.463	78.86	0.886	11:55:53.666	
11 -	38.740	29.017	1:07.757	77.35	2.180	11:57:01.423	
12 -	37.342	29.277	1:06.619	78.68	1.042	11:58:08.042	

BMCRC - MRO Championships 2024 - Rnd 2 @ Pembrey

BMCRC F1 & F2 Sidecars

RACE 8 - SECTOR ANALYSIS



SECTOR 1 = FL to I1, SECTOR 2 = I1 to FL, DIFF = Difference To Personal Best Lap, P = Crossed Finish Line in Pit Lane, D = Time Disallowed

P4		21 F2		KING / SIGSWORTH		Lumley Ireson F2 - Townsend Motors	
IDEAL LAP TIME : 1:05.421		BEST LAP TIME : 1:05.863		DIFFERENCE : 0.442			
LAP	SECTOR 1	SECTOR 2	LAP TIME	MPH	DIFF	TIME OF DAY	
1 -		29.781	1:12.170	72.62	6.307	11:45:58.615	
2 -	37.640	28.647	1:06.287 (3)	79.07	0.424	11:47:04.902	
3 -	37.210	28.653	1:05.863 (1)	79.58		11:48:10.765	
4 -	38.021	29.034	1:07.055	78.16	1.192	11:49:17.820	
5 -	37.813	30.158	1:07.971	77.11	2.108	11:50:25.791	
6 -	36.774	30.197	1:06.971	78.26	1.108	11:51:32.762	
7 -	37.175	29.010	1:06.185 (2)	79.19	0.322	11:52:38.947	
8 -	37.636	29.160	1:06.796	78.47	0.933	11:53:45.743	
9 -	37.603	29.171	1:06.774	78.49	0.911	11:54:52.517	
10 -	37.269	29.859	1:07.128	78.08	1.265	11:55:59.645	
11 -	37.792	29.035	1:06.827	78.43	0.964	11:57:06.472	
12 -	37.441	29.754	1:07.195	78.00	1.332	11:58:13.667	

P5		65 F1		FAIERS / FOX		Dean Ryde YAMAHA R6 - AW Racing Ltd	
IDEAL LAP TIME : 1:05.667		BEST LAP TIME : 1:05.667		DIFFERENCE : 0.000			
LAP	SECTOR 1	SECTOR 2	LAP TIME	MPH	DIFF	TIME OF DAY	
1 -		29.594	1:13.195	71.61	7.528	11:45:59.640	
2 -	37.696	29.548	1:07.244	77.94	1.577	11:47:06.884	
3 -	37.029	29.278	1:06.307 (2)	79.05	0.640	11:48:13.191	
4 -	36.548	29.119	1:05.667 (1)	79.82		11:49:18.858	
5 -	38.036	29.622	1:07.658	77.47	1.991	11:50:26.516	
6 -	36.569	30.010	1:06.579	78.72	0.912	11:51:33.095	
7 -	37.181	29.286	1:06.467	78.86	0.800	11:52:39.562	
8 -	37.450	29.309	1:06.759	78.51	1.092	11:53:46.321	
9 -	37.474	29.290	1:06.764	78.50	1.097	11:54:53.085	
10 -	37.437	30.794	1:08.231	76.82	2.564	11:56:01.316	
11 -	37.005	29.477	1:06.482	78.84	0.815	11:57:07.798	
12 -	36.744	29.636	1:06.380 (3)	78.96	0.713	11:58:14.178	

P6		96 F1		FJ. GALE / B. GALE		Ireson KTM 790 -	
IDEAL LAP TIME :		BEST LAP TIME : 1:06.848		DIFFERENCE :			
LAP	SECTOR 1	SECTOR 2	LAP TIME	MPH	DIFF	TIME OF DAY	
1 -			1:15.094	69.79	8.246	11:46:01.539	
2 -			1:06.857 (2)	78.40	0.009	11:47:08.396	
3 -			1:06.878 (3)	78.37	0.030	11:48:15.274	
4 -			1:07.646	77.48	0.798	11:49:22.920	
5 -			1:07.885	77.21	1.037	11:50:30.805	
6 -			1:08.048	77.02	1.200	11:51:38.853	
7 -			1:08.640	76.36	1.792	11:52:47.493	
8 -			1:07.529	77.61	0.681	11:53:55.022	
9 -			1:08.007	77.07	1.159	11:55:03.029	
10 -			1:07.033	78.19	0.185	11:56:10.062	
11 -			1:07.333	77.84	0.485	11:57:17.395	
12 -			1:06.848 (1)	78.41		11:58:24.243	

BMCRC - MRO Championships 2024 - Rnd 2 @ Pembrey

BMCRC F1 & F2 Sidecars

RACE 8 - SECTOR ANALYSIS



SECTOR 1 = FL to I1, SECTOR 2 = I1 to FL, DIFF = Difference To Personal Best Lap, P = Crossed Finish Line in Pit Lane, D = Time Disallowed

P7 17 F2 THOMAS / JAMES		Ireson HONDA - Team Walters And Thomas Sidecar racing				
IDEAL LAP TIME : 1:05.917		BEST LAP TIME : 1:06.181		DIFFERENCE : 0.264		
LAP	SECTOR 1	SECTOR 2	LAP TIME	MPH	DIFF	TIME OF DAY
1 -		30.156	1:12.753	72.04	6.572	11:45:59.198
2 -	37.662	29.557	1:07.219 (3)	77.97	1.038	11:47:06.417
3 -	36.712	29.479	1:06.191 (2)	79.18	0.010	11:48:12.608
4 -	36.438	29.743	1:06.181 (1)	79.20		11:49:18.789
5 -	37.326	31.518	1:08.844	76.13	2.663	11:50:27.633
6 -	37.448	30.833	1:08.281	76.76	2.100	11:51:35.914
7 -	38.038	31.823	1:09.861	75.02	3.680	11:52:45.775
8 -	37.992	30.511	1:08.503	76.51	2.322	11:53:54.278
9 -	37.683	30.585	1:08.268	76.77	2.087	11:55:02.546
10 -	39.142	31.405	1:10.547	74.29	4.366	11:56:13.093
11 -	39.191	32.685	1:11.876	72.92	5.695	11:57:24.969
12 -	39.496	32.810	1:12.306	72.49	6.125	11:58:37.275

P8 666 F2 HANKS / BANKS		GLR HONDA CBR 600 - JHM racing / Greg Lambert Racing				
IDEAL LAP TIME : 1:10.269		BEST LAP TIME : 1:10.302		DIFFERENCE : 0.033		
LAP	SECTOR 1	SECTOR 2	LAP TIME	MPH	DIFF	TIME OF DAY
1 -		33.404	1:19.090	66.27	8.788	11:46:05.535
2 -	39.142	31.160	1:10.302 (1)	74.55		11:47:15.837
3 -	39.738	31.165	1:10.903 (3)	73.92	0.601	11:48:26.740
4 -	39.109	31.528	1:10.637 (2)	74.20	0.335	11:49:37.377
5 -	39.688	31.328	1:11.016	73.80	0.714	11:50:48.393
6 -	40.542	31.627	1:12.169	72.62	1.867	11:52:00.562
7 -	40.183	31.511	1:11.694	73.11	1.392	11:53:12.256
8 -	39.775	32.922	1:12.697	72.10	2.395	11:54:24.953
9 -	39.395	31.811	1:11.206	73.61	0.904	11:55:36.159
10 -	39.708	31.748	1:11.456	73.35	1.154	11:56:47.615
11 -	39.647	31.761	1:11.408	73.40	1.106	11:57:59.023
12 -	40.171	31.987	1:12.158	72.64	1.856	11:59:11.181

P9 76 F2 A. PEARSON / BRADSHAW		LCR F2 -				
IDEAL LAP TIME : 1:12.886		BEST LAP TIME : 1:12.953		DIFFERENCE : 0.067		
LAP	SECTOR 1	SECTOR 2	LAP TIME	MPH	DIFF	TIME OF DAY
1 -		33.290	1:20.548	65.07	7.595	11:46:06.993
2 -	41.162	33.614	1:14.776	70.09	1.823	11:47:21.769
3 -	41.267	33.486	1:14.753	70.11	1.800	11:48:36.522
4 -	41.955	33.457	1:15.412	69.50	2.459	11:49:51.934
5 -	41.040	33.663	1:14.703	70.16	1.750	11:51:06.637
6 -	40.283	33.461	1:13.744	71.07	0.791	11:52:20.381
7 -	40.659	32.821	1:13.480 (3)	71.33	0.527	11:53:33.861
8 -	40.653	32.809	1:13.462 (2)	71.35	0.509	11:54:47.323
9 -	41.131	34.956	1:16.087	68.88	3.134	11:56:03.410
10 -	40.077	32.876	1:12.953 (1)	71.84		11:57:16.363
11 -	40.737	34.121	1:14.858	70.02	1.905	11:58:31.221

P10 71 F2 BANISTER / PORTER		MRE Suzuki GSXR 600 K7 - Fine Cut Developments				
IDEAL LAP TIME : 1:18.802		BEST LAP TIME : 1:19.433		DIFFERENCE : 0.631		
LAP	SECTOR 1	SECTOR 2	LAP TIME	MPH	DIFF	TIME OF DAY
1 -		35.543	1:26.004	60.94	6.571	11:46:12.449
2 -	44.303	35.530	1:19.833 (3)	65.65	0.400	11:47:32.282
3 -	43.653	36.089	1:19.742 (2)	65.73	0.309	11:48:52.024
4 -	45.361	36.997	1:22.358	63.64	2.925	11:50:14.382
5 -	44.349	36.011	1:20.360	65.22	0.927	11:51:34.742
6 -	44.656	36.066	1:20.722	64.93	1.289	11:52:55.464
7 -	44.754	36.824	1:21.578	64.25	2.145	11:54:17.042
8 -	44.712	36.042	1:20.754	64.90	1.321	11:55:37.796
9 -	43.272	36.161	1:19.433 (1)	65.98		11:56:57.229
10 -	44.814	35.912	1:20.726	64.93	1.293	11:58:17.955

BMCRC - MRO Championships 2024 - Rnd 2 @ Pembrey

BMCRC F1 & F2 Sidecars

RACE 8 - SECTOR ANALYSIS



SECTOR 1 = FL to I1, SECTOR 2 = I1 to FL, DIFF = Difference To Personal Best Lap, P = Crossed Finish Line in Pit Lane, D = Time Disallowed

P11 167 F1		PETTMAN / MOSS		Baker 1000 YAMAHA - Wesso Racing			
IDEAL LAP TIME : 1:20.478		BEST LAP TIME : 1:20.604		DIFFERENCE : 0.126			
LAP	SECTOR 1	SECTOR 2	LAP TIME	MPH	DIFF	TIME OF DAY	
1 -		35.277	1:31.886	57.04	11.282	11:46:18.331	
2 -	46.948	35.071	1:22.019 (3)	63.90	1.415	11:47:40.350	
3 -	47.511	36.987	1:24.498	62.03	3.894	11:49:04.848	
4 -	49.334	37.176	1:26.510	60.58	5.906	11:50:31.358	
5 -	46.880	37.387	1:24.267	62.20	3.663	11:51:55.625	
6 -	47.704	34.962	1:22.666	63.40	2.062	11:53:18.291	
7 -	46.489	34.715	1:21.204 (2)	64.54	0.600	11:54:39.495	
8 -	47.839	36.196	1:24.035	62.37	3.431	11:56:03.530	
9 -	46.636	35.404	1:22.040	63.89	1.436	11:57:25.570	
10 -	45.763	34.841	1:20.604 (1)	65.02		11:58:46.174	

BMCRC - MRO Championships 2024 - Rnd 2 @ Pembrey

BMCRC F1 & F2 Sidecars

RACE 8 - BEST SECTORS

SECTOR 1			SECTOR 2			IDEAL / BEST COMPARISON						
POS	NO	NAME	TIME	NO	NAME	TIME	POS	NO	NAME	IDEAL	BEST	DIFF
									PERFECT LAP	1:04.547		
1	69	LAMBERT / HAYNES	35.900	21	KING / SIGSWORTH	28.647	1	62	WRIGHT / BAILEY	1:04.895	1:05.057	0.162
2	62	WRIGHT / BAILEY	36.020	62	WRIGHT / BAILEY	28.875	2	69	LAMBERT / HAYNES	1:05.232	1:05.461	0.229
3	113	HANDCOCK / BEVAN	36.365	113	HANDCOCK / BEVAN	29.017	3	113	HANDCOCK / BEVAN	1:05.382	1:05.577	0.195
4	17	THOMAS / JAMES	36.438	65	FAIERS / FOX	29.119	4	21	KING / SIGSWORTH	1:05.421	1:05.863	0.442
5	65	FAIERS / FOX	36.548	69	LAMBERT / HAYNES	29.332	5	65	FAIERS / FOX	1:05.667	1:05.667	0.000
6	21	KING / SIGSWORTH	36.774	17	THOMAS / JAMES	29.479	6	17	THOMAS / JAMES	1:05.917	1:06.181	0.264
7	666	HANKS / BANKS	39.109	666	HANKS / BANKS	31.160	7	666	HANKS / BANKS	1:10.269	1:10.302	0.033
8	76	A. PEARSON / BRADSHAW	40.077	76	A. PEARSON / BRADSHAW	32.809	8	76	A. PEARSON / BRADSHAW	1:12.886	1:12.953	0.067
9	71	BANISTER / PORTER	43.272	167	PETTMAN / MOSS	34.715	9	71	BANISTER / PORTER	1:18.802	1:19.433	0.631
10	167	PETTMAN / MOSS	45.763	71	BANISTER / PORTER	35.530	10	167	PETTMAN / MOSS	1:20.478	1:20.604	0.126
11							11	96	FJ. GALE / B. GALE		1:06.848	

BMCRC - MRO Championships 2024 - Rnd 2 @ Pembrey

BMCRC F1 & F2 Sidecars

RACE 8 - STATISTICS

Competitors Started	11
Planned Start	2024-04-14 @ 11:55:00.000
Actual Start	2024-04-14 @ 11:44:46.444
Finish Time	2024-04-14 @ 11:58:04.392
Track Length	1.4560mi.
Total Laps	127
Total Distance Covered	184.9120mi.

Session Fastest Lap History

NO	CL	NAME	LAP TIME	TIME OF DAY	LAP	VEHICLE
69	F2	LAMBERT / HAYNES	1:06.179	11:47:04.114	2	Honda LCR
69	F2	LAMBERT / HAYNES	1:06.089	11:48:10.204	3	Honda LCR
113	F2	HANDCOCK / BEVAN	1:05.919	11:48:10.339	3	Shelbourne F2
21	F2	KING / SIGSWORTH	1:05.863	11:48:10.801	3	Lumley Ireson F2
62	F1	WRIGHT / BAILEY	1:05.753	11:48:11.331	3	Yamaha RYDE F998
62	F1	WRIGHT / BAILEY	1:05.735	11:49:17.066	4	Yamaha RYDE F998
65	F1	FAIERS / FOX	1:05.667	11:49:18.872	4	Dean Ryde YAMAHA R6
113	F2	HANDCOCK / BEVAN	1:05.577	11:51:28.530	6	Shelbourne F2
69	F2	LAMBERT / HAYNES	1:05.550	11:51:29.234	6	Honda LCR
62	F1	WRIGHT / BAILEY	1:05.057	11:52:35.086	7	Yamaha RYDE F998

Session Leader History

NO	CL	NAME	FROM LAP	LAPS LED	DISTANCE	VEHICLE
69	F2	LAMBERT / HAYNES	1	4	5.82 miles	Honda LCR
113	F2	HANDCOCK / BEVAN	5	3	4.36 miles	Shelbourne F2
62	F1	WRIGHT / BAILEY	8	5	7.28 miles	Yamaha RYDE F998

Flag History

TYPE	TIME OF DAY
GREEN	11:44:46.444
FINISH	11:58:04.392

Flag Statistics

TYPE	COUNT	TOTAL LAPS	TOTAL TIME
Green	1	12	14:29.008
Red	0	0	0.000
Safety Car	0	0	0.000
FCY	0	0	0.000

BMCRC - MRO Championships 2024 - Rnd 2 @ Pembrey

BMCRC F1 & F2 Sidecars

RACE 8 - STATISTICS

CLASS : F1

4 Starters

Fastest Lap History

NO	NAME	LAP TIME	TIME OF DAY	LAP	VEHICLE
62	WRIGHT / BAILEY	1:06.323	11:47:05.578	2	Yamaha RYDE F998
62	WRIGHT / BAILEY	1:05.753	11:48:11.331	3	Yamaha RYDE F998
62	WRIGHT / BAILEY	1:05.735	11:49:17.066	4	Yamaha RYDE F998
65	FAIERS / FOX	1:05.667	11:49:18.872	4	Dean Ryde YAMAHA R6
62	WRIGHT / BAILEY	1:05.057	11:52:35.086	7	Yamaha RYDE F998

Leader History

NO	NAME	FROM LAP	LAPS LED	DISTANCE	VEHICLE
62	WRIGHT / BAILEY	1	12	17.47 miles	Yamaha RYDE F998

BMCRC - MRO Championships 2024 - Rnd 2 @ Pembrey

BMCRC F1 & F2 Sidecars

RACE 8 - STATISTICS

CLASS : F2

7 Starters

Fastest Lap History

NO	NAME	LAP TIME	TIME OF DAY	LAP	VEHICLE
69	LAMBERT / HAYNES	1:06.179	11:47:04.114	2	Honda LCR
69	LAMBERT / HAYNES	1:06.089	11:48:10.204	3	Honda LCR
113	HANDCOCK / BEVAN	1:05.919	11:48:10.339	3	Shelbourne F2
21	KING / SIGSWORTH	1:05.863	11:48:10.801	3	Lumley Ireson F2
113	HANDCOCK / BEVAN	1:05.577	11:51:28.530	6	Shelbourne F2
69	LAMBERT / HAYNES	1:05.550	11:51:29.234	6	Honda LCR
69	LAMBERT / HAYNES	1:05.461	11:56:59.713	11	Honda LCR

Leader History

NO	NAME	FROM LAP	LAPS LED	DISTANCE	VEHICLE
69	LAMBERT / HAYNES	1	4	5.82 miles	Honda LCR
113	HANDCOCK / BEVAN	5	6	8.73 miles	Shelbourne F2
69	LAMBERT / HAYNES	11	2	2.91 miles	Honda LCR

BMCRC - MRO Championships 2024 - Rnd 2 @ Pembrey

BMCRC F1 & F2 Sidecars

RACE 18 - GRID (12 Laps)



ROW 6	12	38	MOSS / HOPE	1:20.604	11	167	PETTMAN / MOSS			
ROW 5			1:19.433	10	71	BANISTER / PORTER	1:12.953	9	76	A. PEARSON / BRADSHAW
ROW 4			1:10.302	8	666	HANKS / BANKS	1:06.848	7	96	FJ. GALE / B. GALE
ROW 3			1:06.181	6	17	THOMAS / JAMES	1:05.863	5	21	KING / SIGSWORTH
ROW 2			1:05.667	4	65	FAIERS / FOX	1:05.577	3	113	HANDCOCK / BEVAN
ROW 1				2	69	LAMBERT / JAVENS	1:05.057	1	62	WRIGHT / BAILEY
Pole										

These results are provisional until the conclusion of any judicial and technical matters.

Pembrey National: 1.4560 miles

Clerk Of Course:	Stewards:	Timekeeper:	<i>Craig Smith</i>	
------------------	-----------	-------------	--------------------	--

Results can be found at www.tsl-timing.com

Printed - 12:02 Sunday, 14 April 2024





BMCRC - MRO Championships 2024 - Rnd 2 @ Pembrey

BMCRC F1 & F2 Sidecars

RACE 18 - CLASSIFICATION

Race Distance: 12 Laps / 17.47 miles

POS	NO	CL	PIC	NAME	ENTRY	LAPS	TIME	GAP	DIFF	MPH	BEST	ON	GRD	↑↓
1	69	F2	1	LAMBERT / JAVENS	Honda LCR - Graham Anne Ward	12	13:24.778			78.15	1:05.710	9	2	1
2	21	F2	2	KING / SIGSWORTH	Lunley Ireson F2 - Townsend Motors	12	13:28.469	3.691	3.691	77.80	1:05.974	4	5	3
3	62	F1	1	WRIGHT / BAILEY	Yamaha RYDE F998 - Stainless Steel Designs Ltd.	12	13:32.164	7.386	3.695	77.44	1:05.922	5	1	-2
4	65	F1	2	FAIERS / FOX	Dean Ryde YAMAHA R6 - AWracing ltd	12	13:33.988	9.210	1.824	77.27	1:06.495	10	4	0
5	96*	F1	3	FJ. GALE / B. GALE	Ireson KTM 790 -	12	13:47.596	22.818	13.608	76.00	1:06.797	12	7	2
6	17	F2	3	THOMAS / JAMES	Ireson HONDA - Team Walters And Thomas Sidecar racing	12	13:55.232	30.454	7.636	75.30	1:07.273	3	6	0
7	666	F2	4	HANKS / BANKS	GLR HONDA CBR 600 - JHM racing / Greg Lambert Racing	11	13:33.382	1 Lap	1 Lap	70.88	1:11.562	11	8	1
8	167	F1	4	PETTMAN / MOSS	Baker 1000 YAMAHA - Wesso Racing	10	13:30.328	2 Laps	1 Lap	64.68	1:18.945	4	11	3

NOT CLASSIFIED

DNF	113	F2		HANDCOCK / BEVAN	Shelbourne F2 - R J Contracting	6	6:40.553	6 Laps	4 Laps	78.51	1:05.446	3	3	
DNF	71	F2		BANISTER / PORTER	MRE Suzuki GSXR 600 K7 - Fine Cut Developments	5	6:54.624	7 Laps	1 Lap	63.20	1:21.053	2	10	

FASTEST LAP

	113	F2		HANDCOCK / BEVAN	Shelbourne F2 - R J Contracting	3	1:05.446			80.09 mph			128.89 kph	
	62	F1		WRIGHT / BAILEY	Yamaha RYDE F998 - Stainless Steel Designs Ltd.	5	1:05.922			79.51 mph			127.96 kph	

Comments:

* No. 96 - 10 second penalty - jump start

Class F2 - 92.5% of Race Speed = 72.28 mph

Class F1 - 92.5% of Race Speed = 71.63 mph

Weather / Track : Cloudy / Dry

These results are provisional until the conclusion of any judicial and technical matters.

Date: 14/04/2024 Start: 16:11 Finish: 16:24

Pembrey National: 1.4560 miles

Clerk Of Course:

Stewards:

Timekeeper:

Craig Smith



Results can be found at www.tsl-timing.com

Printed - 16:26 Sunday, 14 April 2024



BMCRC - MRO Championships 2024 - Rnd 2 @ Pembrey

BMCRC F1 & F2 Sidecars

RACE 18 - LAP CHART

LAP 1 @ 16:12:16.328

NO	BEHIND	LAP TIME
113		1:10.363
21	1.177	1:11.540
69	2.647	1:13.010
65	2.833	1:13.196
62	3.468	1:13.831
17	3.602	1:13.965
96	4.794	1:15.157
666	9.819	1:20.182
71	17.765	1:28.128
167	17.846	1:28.209

LAP 2 @ 16:13:22.589

NO	BEHIND	LAP TIME
113		1:06.261
21	1.425	1:06.509
69	3.531	1:07.145
62	4.239	1:07.032
65	4.410	1:07.838
17	5.314	1:07.973
96	6.016	1:07.483
666	16.610	1:13.052
167	30.748	1:19.163
71	32.557	1:21.053

LAP 3 @ 16:14:28.035

NO	BEHIND	LAP TIME
113		1:05.446
21	2.329	1:06.350
69	4.553	1:06.468
62	4.965	1:06.172
65	5.991	1:07.027
17	7.141	1:07.273
96	8.204	1:07.634
666	23.347	1:12.183
167	45.764	1:20.462
71	48.222	1:21.111

LAP 4 @ 16:15:33.610

NO	BEHIND	LAP TIME
113		1:05.575
21	2.728	1:05.974
69	5.108	1:06.130
62	5.564	1:06.174
65	7.109	1:06.693
17	9.274	1:07.708
96	9.812	1:07.183
666	31.780	1:14.008
167	59.134	1:18.945
71	1:04.354	1:21.707

LAP 5 @ 16:16:39.707

NO	BEHIND	LAP TIME
113		1:06.097
21	3.027	1:06.396
69	4.852	1:05.841
62	5.389	1:05.922
65	7.580	1:06.568
17	10.818	1:07.641
96	11.401	1:07.686
666	38.897	1:13.214

LAP 6 @ 16:17:46.518

NO	BEHIND	LAP TIME
113		1:06.811
21	4.638	1:08.422
69	5.294	1:07.253
62	5.843	1:07.265
167	1 Lap	1:21.219
65	9.567	1:08.798
17	12.329	1:08.322
96	12.436	1:07.846
71	1 Lap	1:22.625
666	45.211	1:13.125

LAP 7 @ 16:18:58.413

NO	BEHIND	LAP TIME
69		1:06.601
21	0.331	1:07.588
62	5.518	1:11.570
65	6.611	1:08.939
96	8.929	1:08.388
17	9.798	1:09.364
167	1 Lap	1:21.358
666	48.200	1:14.884

LAP 8 @ 16:20:04.245

NO	BEHIND	LAP TIME
69		1:05.832
21	0.528	1:06.029
62	7.122	1:07.436
65	8.496	1:07.717
96	10.928	1:07.831
17	14.132	1:10.166
167	1 Lap	1:20.329
666	56.303	1:13.935

LAP 9 @ 16:21:09.955

NO	BEHIND	LAP TIME
69		1:05.710
21	1.777	1:06.959
62	8.319	1:06.907
65	9.689	1:06.903
96	12.245	1:07.027
17	17.991	1:09.569
167	1 Lap	1:19.647
666	1:03.958	1:13.365

LAP 10 @ 16:22:15.859

NO	BEHIND	LAP TIME
69		1:05.904
21	2.594	1:06.721
62	8.806	1:06.391
65	10.280	1:06.495
96	13.604	1:07.263
17	22.970	1:10.883
167	1 Lap	1:19.769

LAP 11 @ 16:23:23.206

NO	BEHIND	LAP TIME
69		1:07.347
21	2.934	1:07.687

666	1 Lap	1:13.872
62	8.210	1:06.751
65	10.094	1:07.161
96	13.558	1:07.301
17	27.289	1:11.666

LAP 12 @ 16:24:30.743

NO	BEHIND	LAP TIME
69		1:07.537
21	3.691	1:08.294
167	2 Laps	1:21.227
62	7.386	1:06.713
666	1 Lap	1:11.562
65	9.210	1:06.653
96	12.818	1:06.797
17	30.454	1:10.702

BMCRC - MRO Championships 2024 - Rnd 2 @ Pembrey

BMCRC F1 & F2 Sidecars

RACE 18 - POSITION CHART

No	Name	Lap Pos												
			1	2	3	4	5	6	7	8	9	10	11	12
62	WRIGHT / BAILEY	1	113	113	113	113	113	113	69	69	69	69	69	69
69	LAMBERT / JAVENS	2	21	21	21	21	21	21	21	21	21	21	21	21
113	HANDCOCK / BEVAN	3	69	69	69	69	69	69	62	62	62	62	62	62
65	FAIERS / FOX	4	65	62	62	62	62	62	65	65	65	65	65	65
21	KING / SIGSWORTH	5	62	65	65	65	65	65	96	96	96	96	96	96
17	THOMAS / JAMES	6	17	17	17	17	17	17	17	17	17	17	17	17
96	F.J. GALE / B. GALE	7	96	96	96	96	96	96	666	666	666	666	666	666
666	HANKS / BANKS	8	666	666	666	666	666	666	167	167	167	167		
71	BANISTER / PORTER	9	71	167	167	167	167	167						
167	PETTMAN / MOSS	10	167	71	71	71	71							

BMCRC - MRO Championships 2024 - Rnd 2 @ Pembrey

BMCRC F1 & F2 Sidecars

RACE 18 - SECTOR ANALYSIS



SECTOR 1 = FL to I1, SECTOR 2 = I1 to FL, DIFF = Difference To Personal Best Lap, P = Crossed Finish Line in Pit Lane, D = Time Disallowed

P1 69 F2		LAMBERT / JAVENS		Honda LCR - Graham Anne Ward			
IDEAL LAP TIME : 1:05.517		BEST LAP TIME : 1:05.710		DIFFERENCE : 0.193			
LAP	SECTOR 1	SECTOR 2	LAP TIME	MPH	DIFF	TIME OF DAY	
1 -		29.938	1:13.010	71.79	7.300	16:12:18.975	
2 -	37.290	29.855	1:07.145	78.06	1.435	16:13:26.120	
3 -	37.111	29.357	1:06.468	78.85	0.758	16:14:32.588	
4 -	36.739	29.391	1:06.130	79.26	0.420	16:15:38.718	
5 -	36.506	29.335	1:05.841 (3)	79.60	0.131	16:16:44.559	
6 -	37.088	30.165	1:07.253	77.93	1.543	16:17:51.812	
7 -	37.262	29.339	1:06.601	78.70	0.891	16:18:58.413	
8 -	36.337	29.495	1:05.832 (2)	79.62	0.122	16:20:04.245	
9 -	36.503	29.207	1:05.710 (1)	79.76		16:21:09.955	
10 -	36.724	29.180	1:05.904	79.53	0.194	16:22:15.859	
11 -	37.536	29.811	1:07.347	77.82	1.637	16:23:23.206	
12 -	37.649	29.888	1:07.537	77.61	1.827	16:24:30.743	

P2 21 F2		KING / SIGSWORTH		Lumley Ireson F2 - Townsend Motors			
IDEAL LAP TIME : 1:05.812		BEST LAP TIME : 1:05.974		DIFFERENCE : 0.162			
LAP	SECTOR 1	SECTOR 2	LAP TIME	MPH	DIFF	TIME OF DAY	
1 -		29.149	1:11.540	73.26	5.566	16:12:17.505	
2 -	37.375	29.134	1:06.509	78.81	0.535	16:13:24.014	
3 -	37.185	29.165	1:06.350 (3)	78.99	0.376	16:14:30.364	
4 -	36.861	29.113	1:05.974 (1)	79.44		16:15:36.338	
5 -	37.445	28.951	1:06.396	78.94	0.422	16:16:42.734	
6 -	38.016	30.406	1:08.422	76.60	2.448	16:17:51.156	
7 -	38.288	29.300	1:07.588	77.55	1.614	16:18:58.744	
8 -	36.867	29.162	1:06.029 (2)	79.38	0.055	16:20:04.773	
9 -	37.236	29.723	1:06.959	78.28	0.985	16:21:11.732	
10 -	37.577	29.144	1:06.721	78.55	0.747	16:22:18.453	
11 -	37.757	29.930	1:07.687	77.43	1.713	16:23:26.140	
12 -	37.371	30.923	1:08.294	76.75	2.320	16:24:34.434	

P3 62 F1		WRIGHT / BAILEY		Yamaha RYDE F998 - Stainless Steel Designs Ltd.			
IDEAL LAP TIME : 1:05.220		BEST LAP TIME : 1:05.922		DIFFERENCE : 0.702			
LAP	SECTOR 1	SECTOR 2	LAP TIME	MPH	DIFF	TIME OF DAY	
1 -		29.299	1:13.831	70.99	7.909	16:12:19.796	
2 -	37.366	29.666	1:07.032	78.19	1.110	16:13:26.828	
3 -	37.370	28.802	1:06.172 (2)	79.21	0.250	16:14:33.000	
4 -	36.773	29.401	1:06.174 (3)	79.20	0.252	16:15:39.174	
5 -	36.418	29.504	1:05.922 (1)	79.51		16:16:45.096	
6 -	37.268	29.997	1:07.265	77.92	1.343	16:17:52.361	
7 -	42.051	29.519	1:11.570	73.23	5.648	16:19:03.931	
8 -	37.426	30.010	1:07.436	77.72	1.514	16:20:11.367	
9 -	37.273	29.634	1:06.907	78.34	0.985	16:21:18.274	
10 -	37.198	29.193	1:06.391	78.95	0.469	16:22:24.665	
11 -	37.339	29.412	1:06.751	78.52	0.829	16:23:31.416	
12 -	36.984	29.729	1:06.713	78.56	0.791	16:24:38.129	

BMCRC - MRO Championships 2024 - Rnd 2 @ Pembrey

BMCRC F1 & F2 Sidecars

RACE 18 - SECTOR ANALYSIS



SECTOR 1 = FL to I1, SECTOR 2 = I1 to FL, DIFF = Difference To Personal Best Lap, P = Crossed Finish Line in Pit Lane, D = Time Disallowed

P4 65 F1 FAIERS / FOX		Dean Ryde YAMAHA R6 - AWracing ltd				
IDEAL LAP TIME : 1:06.301		BEST LAP TIME : 1:06.495		DIFFERENCE : 0.194		
LAP	SECTOR 1	SECTOR 2	LAP TIME	MPH	DIFF	TIME OF DAY
1 -		29.827	1:13.196	71.60	6.701	16:12:19.161
2 -	37.815	30.023	1:07.838	77.26	1.343	16:13:26.999
3 -	37.680	29.347	1:07.027	78.20	0.532	16:14:34.026
4 -	37.414	29.279	1:06.693	78.59	0.198	16:15:40.719
5 -	37.082	29.486	1:06.568 (2)	78.74	0.073	16:16:47.287
6 -	37.270	31.528	1:08.798	76.18	2.303	16:17:56.085
7 -	39.151	29.788	1:08.939	76.03	2.444	16:19:05.024
8 -	38.001	29.716	1:07.717	77.40	1.222	16:20:12.741
9 -	37.266	29.637	1:06.903	78.34	0.408	16:21:19.644
10 -	37.276	29.219	1:06.495 (1)	78.82		16:22:26.139
11 -	37.426	29.735	1:07.161	78.04	0.666	16:23:33.300
12 -	37.120	29.533	1:06.653 (3)	78.64	0.158	16:24:39.953

P5 96 F1 FJ. GALE / B. GALE		Ireson KTM 790 -				
IDEAL LAP TIME : 1:06.621		BEST LAP TIME : 1:06.797		DIFFERENCE : 0.176		
LAP	SECTOR 1	SECTOR 2	LAP TIME	MPH	DIFF	TIME OF DAY
1 -		30.095	1:15.157	69.74	8.360	16:12:21.122
2 -	37.344	30.139	1:07.483	77.67	0.686	16:13:28.605
3 -	37.677	29.957	1:07.634	77.49	0.837	16:14:36.239
4 -	37.715	29.468	1:07.183 (3)	78.01	0.386	16:15:43.422
5 -	37.743	29.943	1:07.686	77.43	0.889	16:16:51.108
6 -	37.766	30.080	1:07.846	77.25	1.049	16:17:58.954
7 -	38.292	30.096	1:08.388	76.64	1.591	16:19:07.342
8 -	37.368	30.463	1:07.831	77.27	1.034	16:20:15.173
9 -	37.260	29.767	1:07.027 (2)	78.20	0.230	16:21:22.200
10 -	37.529	29.734	1:07.263	77.92	0.466	16:22:29.463
11 -	37.185	30.116	1:07.301	77.88	0.504	16:23:36.764
12 -	37.153	29.644	1:06.797 (1)	78.47		16:24:43.561

P6 17 F2 THOMAS / JAMES		Ireson HONDA - Team Walters And Thomas Sidecar racing				
IDEAL LAP TIME : 1:07.198		BEST LAP TIME : 1:07.273		DIFFERENCE : 0.075		
LAP	SECTOR 1	SECTOR 2	LAP TIME	MPH	DIFF	TIME OF DAY
1 -		30.323	1:13.965	70.86	6.692	16:12:19.930
2 -	37.480	30.493	1:07.973	77.11	0.700	16:13:27.903
3 -	37.034	30.239	1:07.273 (1)	77.91		16:14:35.176
4 -	37.442	30.266	1:07.708 (3)	77.41	0.435	16:15:42.884
5 -	37.477	30.164	1:07.641 (2)	77.49	0.368	16:16:50.525
6 -	37.063	31.259	1:08.322	76.71	1.049	16:17:58.847
7 -	38.776	30.588	1:09.364	75.56	2.091	16:19:08.211
8 -	38.722	31.444	1:10.166	74.70	2.893	16:20:18.377
9 -	38.607	30.962	1:09.569	75.34	2.296	16:21:27.946
10 -	39.028	31.855	1:10.883	73.94	3.610	16:22:38.829
11 -	39.078	32.588	1:11.666	73.13	4.393	16:23:50.495
12 -	39.164	31.538	1:10.702	74.13	3.429	16:25:01.197

BMCRC - MRO Championships 2024 - Rnd 2 @ Pembrey

BMCRC F1 & F2 Sidecars

RACE 18 - SECTOR ANALYSIS



SECTOR 1 = FL to I1, SECTOR 2 = I1 to FL, DIFF = Difference To Personal Best Lap, P = Crossed Finish Line in Pit Lane, D = Time Disallowed

P7 666 F2 HANKS / BANKS		GLR HONDA CBR 600 - JHM racing / Greg Lambert Racing				
IDEAL LAP TIME : 1:11.562		BEST LAP TIME : 1:11.562		DIFFERENCE : 0.000		
LAP	SECTOR 1	SECTOR 2	LAP TIME	MPH	DIFF	TIME OF DAY
1 -		32.300	1:20.182	65.37	8.620	16:12:26.147
2 -	41.016	32.036	1:13.052 (3)	71.75	1.490	16:13:39.199
3 -	40.284	31.899	1:12.183 (2)	72.61	0.621	16:14:51.382
4 -	41.365	32.643	1:14.008	70.82	2.446	16:16:05.390
5 -	41.505	31.709	1:13.214	71.59	1.652	16:17:18.604
6 -	41.343	31.782	1:13.125	71.68	1.563	16:18:31.729
7 -	42.174	32.710	1:14.884	69.99	3.322	16:19:46.613
8 -	41.383	32.552	1:13.935	70.89	2.373	16:21:00.548
9 -	41.385	31.980	1:13.365	71.44	1.803	16:22:13.913
10 -	42.136	31.736	1:13.872	70.95	2.310	16:23:27.785
11 -	40.099	31.463	1:11.562 (1)	73.24		16:24:39.347

P8 167 F1 PETTMAN / MOSS		Baker 1000 YAMAHA - Wesso Racing				
IDEAL LAP TIME : 1:18.839		BEST LAP TIME : 1:18.945		DIFFERENCE : 0.106		
LAP	SECTOR 1	SECTOR 2	LAP TIME	MPH	DIFF	TIME OF DAY
1 -		34.762	1:28.209	59.42	9.264	16:12:34.174
2 -	44.610	34.553	1:19.163 (2)	66.21	0.218	16:13:53.337
3 -	45.589	34.873	1:20.462	65.14	1.517	16:15:13.799
4 -	44.602	34.343	1:18.945 (1)	66.39		16:16:32.744
5 -	45.567	35.652	1:21.219	64.53	2.274	16:17:53.963
6 -	47.121	34.237	1:21.358	64.42	2.413	16:19:15.321
7 -	44.790	35.539	1:20.329	65.25	1.384	16:20:35.650
8 -	45.373	34.274	1:19.647 (3)	65.81	0.702	16:21:55.297
9 -	45.457	34.312	1:19.769	65.70	0.824	16:23:15.066
10 -	45.537	35.690	1:21.227	64.53	2.282	16:24:36.293

P9 113 F2 HANDCOCK / BEVAN		Shelbourne F2 - R J Contracting				
IDEAL LAP TIME : 1:05.446		BEST LAP TIME : 1:05.446		DIFFERENCE : 0.000		
LAP	SECTOR 1	SECTOR 2	LAP TIME	MPH	DIFF	TIME OF DAY
1 -		29.185	1:10.363	74.49	4.917	16:12:16.328
2 -	36.800	29.461	1:06.261	79.10	0.815	16:13:22.589
3 -	36.351	29.095	1:05.446 (1)	80.09		16:14:28.035
4 -	36.395	29.180	1:05.575 (2)	79.93	0.129	16:15:33.610
5 -	36.594	29.503	1:06.097 (3)	79.30	0.651	16:16:39.707
6 -	37.308	29.503	1:06.811	78.45	1.365	16:17:46.518

P10 71 F2 BANISTER / PORTER		MRE Suzuki GSXR 600 K7 - Fine Cut Developments				
IDEAL LAP TIME : 1:20.457		BEST LAP TIME : 1:21.053		DIFFERENCE : 0.596		
LAP	SECTOR 1	SECTOR 2	LAP TIME	MPH	DIFF	TIME OF DAY
1 -		36.225	1:28.128	59.47	7.075	16:12:34.093
2 -	45.124	35.929	1:21.053 (1)	64.66		16:13:55.146
3 -	44.595	36.516	1:21.111 (2)	64.62	0.058	16:15:16.257
4 -	45.845	35.862	1:21.707 (3)	64.15	0.654	16:16:37.964
5 -	45.170	37.455	1:22.625	63.43	1.572	16:18:00.589

BMCRC - MRO Championships 2024 - Rnd 2 @ Pembrey

BMCRC F1 & F2 Sidecars

RACE 18 - BEST SECTORS

SECTOR 1			SECTOR 2			IDEAL / BEST COMPARISON						
POS	NO	NAME	TIME	NO	NAME	TIME	POS	NO	NAME	IDEAL	BEST	DIFF
									PERFECT LAP	1:05.139		
1	69	LAMBERT / JAVENS	36.337	62	WRIGHT / BAILEY	28.802	1	62	WRIGHT / BAILEY	1:05.220	1:05.922	0.702
2	113	HANDCOCK / BEVAN	36.351	21	KING / SIGSWORTH	28.951	2	113	HANDCOCK / BEVAN	1:05.446	1:05.446	0.000
3	62	WRIGHT / BAILEY	36.418	113	HANDCOCK / BEVAN	29.095	3	69	LAMBERT / JAVENS	1:05.517	1:05.710	0.193
4	21	KING / SIGSWORTH	36.861	69	LAMBERT / JAVENS	29.180	4	21	KING / SIGSWORTH	1:05.812	1:05.974	0.162
5	17	THOMAS / JAMES	37.034	65	FAIERS / FOX	29.219	5	65	FAIERS / FOX	1:06.301	1:06.495	0.194
6	65	FAIERS / FOX	37.082	96	FJ. GALE / B. GALE	29.468	6	96	FJ. GALE / B. GALE	1:06.621	1:06.797	0.176
7	96	FJ. GALE / B. GALE	37.153	17	THOMAS / JAMES	30.164	7	17	THOMAS / JAMES	1:07.198	1:07.273	0.075
8	666	HANKS / BANKS	40.099	666	HANKS / BANKS	31.463	8	666	HANKS / BANKS	1:11.562	1:11.562	0.000
9	71	BANISTER / PORTER	44.595	167	PETTMAN / MOSS	34.237	9	167	PETTMAN / MOSS	1:18.839	1:18.945	0.106
10	167	PETTMAN / MOSS	44.602	71	BANISTER / PORTER	35.862	10	71	BANISTER / PORTER	1:20.457	1:21.053	0.596

BMCRC - MRO Championships 2024 - Rnd 2 @ Pembrey

BMCRC F1 & F2 Sidecars

RACE 18 - STATISTICS

Competitors Started	10
Planned Start	2024-04-14 @ 16:10:00.000
Actual Start	2024-04-14 @ 16:11:05.964
Finish Time	2024-04-14 @ 16:24:30.742
Track Length	1.4560mi.
Total Laps	104
Total Distance Covered	151.4240mi.

Session Fastest Lap History

NO	CL	NAME	LAP TIME	TIME OF DAY	LAP	VEHICLE
113	F2	HANDCOCK / BEVAN	1:06.261	16:13:22.609	2	Shelbourne F2
113	F2	HANDCOCK / BEVAN	1:05.446	16:14:28.056	3	Shelbourne F2

Session Leader History

NO	CL	NAME	FROM LAP	LAPS LED	DISTANCE	VEHICLE
113	F2	HANDCOCK / BEVAN	1	6	8.73 miles	Shelbourne F2
69	F2	LAMBERT / JAVENS	7	6	8.73 miles	Honda LCR

Flag History

TYPE	TIME OF DAY
GREEN	16:11:05.964
FINISH	16:24:30.742

Flag Statistics

TYPE	COUNT	TOTAL LAPS	TOTAL TIME
Green	1	12	13:59.188
Red	0	0	0.000
Safety Car	0	0	0.000
FCY	0	0	0.000

BMCRC - MRO Championships 2024 - Rnd 2 @ Pembrey

BMCRC F1 & F2 Sidecars

RACE 18 - STATISTICS

CLASS : F1

4 Starters

Fastest Lap History

NO	NAME	LAP TIME	TIME OF DAY	LAP	VEHICLE
62	WRIGHT / BAILEY	1:07.032	16:13:26.839	2	Yamaha RYDE F998
62	WRIGHT / BAILEY	1:06.172	16:14:33.010	3	Yamaha RYDE F998
62	WRIGHT / BAILEY	1:05.922	16:16:45.107	5	Yamaha RYDE F998

Leader History

NO	NAME	FROM LAP	LAPS LED	DISTANCE	VEHICLE
65	FAIERS / FOX	1	1	1.45 miles	Dean Ryde YAMAHA R6
62	WRIGHT / BAILEY	2	11	16.01 miles	Yamaha RYDE F998

BMCRC - MRO Championships 2024 - Rnd 2 @ Pembrey

BMCRC F1 & F2 Sidecars

RACE 18 - STATISTICS

CLASS : F2

6 Starters

Fastest Lap History

NO	NAME	LAP TIME	TIME OF DAY	LAP	VEHICLE
113	HANDCOCK / BEVAN	1:06.261	16:13:22.609	2	Shelbourne F2
113	HANDCOCK / BEVAN	1:05.446	16:14:28.056	3	Shelbourne F2

Leader History

NO	NAME	FROM LAP	LAPS LED	DISTANCE	VEHICLE
113	HANDCOCK / BEVAN	1	6	8.73 miles	Shelbourne F2
69	LAMBERT / JAVENS	7	6	8.73 miles	Honda LCR



**BMCRC
THUNDERBIKE
EXTREME**



**BMCRC
THUNDERBIKE
ULTRA**

TW SUSPENSION BMCRC THUNDERBIKE EXTREME / ALF's MOTORCYCLES BMCRC THUNDERBIKE ULTRA



BMCRC-MRO Championships - Round 2
Pembrey
13th / 14th April 2024



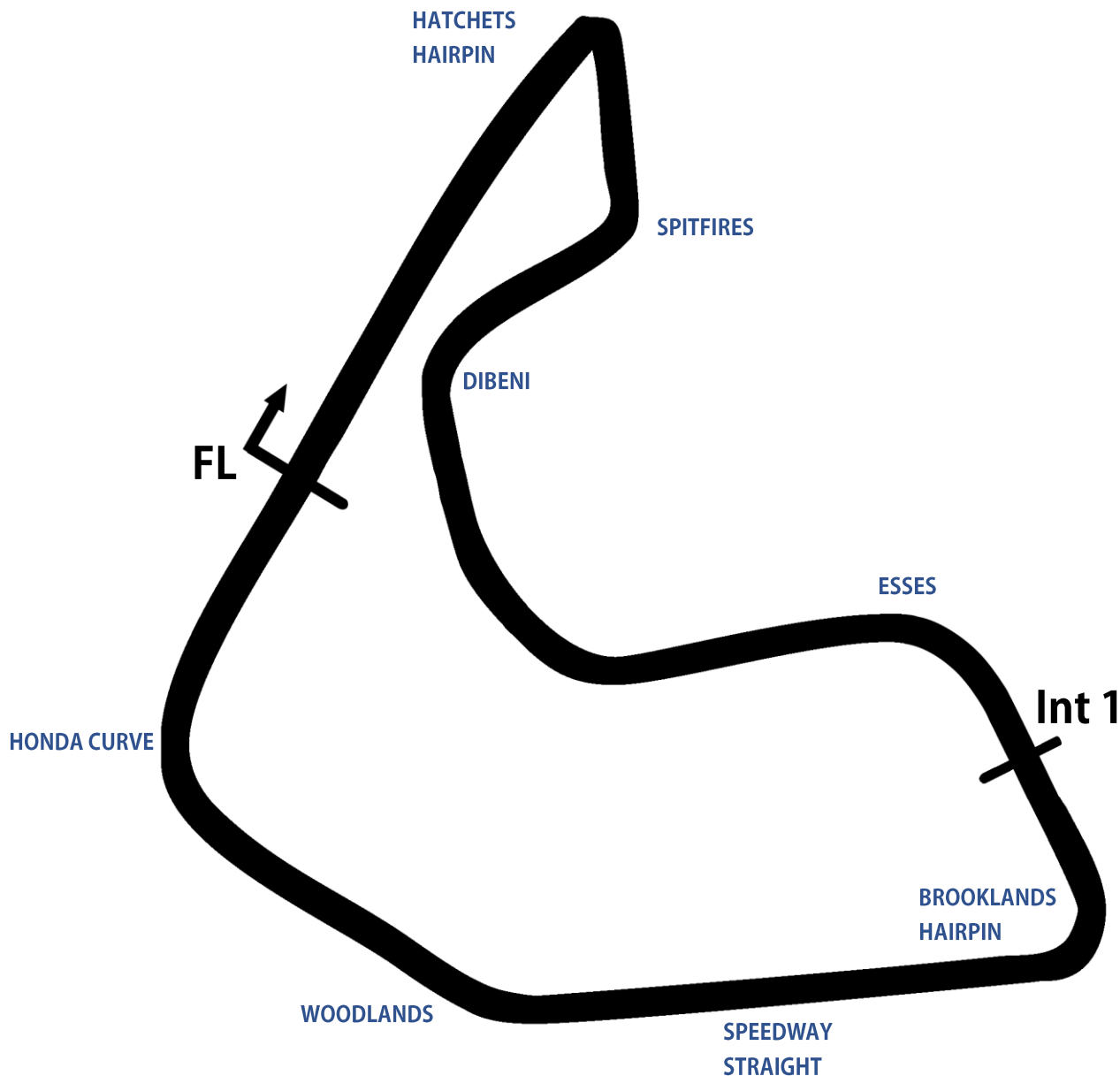
Timing & Results Provided by Timing Solutions Ltd

www.tsl-timing.com



Pembrey National Circuit

Llanelli, Carmarthenshire, UK



Length	1.4560 miles 2.343 km 2343.2m		
FL		51.70587 N	4.32386 W
Int 1	1223m	51.70430 N	4.31667 W
Pit Entry	2304m	51.70597 N	4.32374 W
Pit Exit	100m after FL	51.70664 N	4.32301 W
Pit Entry - Pit Exit	100m, 7.2s @ 50kph, 6.0s @ 60kph		



BMCRC - MRO Championships 2024 - Rnd 2 @ Pembrey

BMCRC Thunderbike Ultra & Extreme

QUALIFYING - CLASSIFICATION

POS	NO	CL	PIC	NAME	ENTRY	TIME	ON	LAPS	GAP	DIFF	MPH
1	99	U	1	Steven BUTTERWORTH	Yamaha R1 -	1:02.265	4	4			84.18
2	800	U	2	Morgan CREASEY	Suzuki GSXR 1000 K7 - Warics Ltd	1:02.798	4	6	0.533	0.533	83.46
3	118	E	1	Darren CORKETT	Suzuki GSXR 750 - Jackson & Phillips	1:04.018	3	6	1.753	1.220	81.87
4	78	U	3	Jamie THOMAS	Suzuki GSXR 1000 - Team RubyRacing	1:04.173	4	9	1.908	0.155	81.67
5	35	E	2	Tony DAVIES	Yamaha YZF 750 -	1:04.518	3	8	2.253	0.345	81.24
6	53	U	4	Seamus McGLYNN	- S and D Build and Design Ltd	1:04.934	4	5	2.669	0.416	80.72
7	77	E	3	David MAY	Suzuki GSXR 750 K1 - Orchard cooling/ team Silver Ari	1:05.207	2	6	2.942	0.273	80.38
8	19	U	5	Tyler DONOVAN	Kawasaki ZX10R - Tinder Corp	1:05.848	5	9	3.583	0.641	79.60
9	85	U	6	Clinton WOOD	Suzuki GSXR1000 - Clinton Wood	1:06.279	6	8	4.014	0.431	79.08
10	17	U	7	Jordan KILLWORTH	Kawasaki ZX10R - BK Racing / Rabbit	1:07.129	5	6	4.864	0.850	78.08
11	48	E	4	Shaun WALLIS	Yamaha R6 - MBC Despatch Racing	1:07.457	2	5	5.192	0.328	77.70
12	20	U	8	Connor SWYER	Suzuki GSXR 1000 K6 - WSC Performance & Lleithyr Fa	1:07.516	3	4	5.251	0.059	77.63
13	4	U	9	Hayden KILLWORTH	Suzuki GSXR 1000 - GreenPlantUK - H11xy - Helmet C	1:07.822	3	4	5.557	0.306	77.28
14	460	U	10	Simon GATES	Yamaha YZF R1 - T.A Roden LTD / Canine Plus Hydro	1:08.268	3	5	6.003	0.446	76.77
15	152	E	5	Sean GOLDSMITH	Kawasaki ZX7R - Vanguard motorsport	1:09.009	3	6	6.744	0.741	75.95
16	90	E	6	Jack WOLFF	-	1:09.149	2	4	6.884	0.140	75.80
17	169	U	11	Cory SMITH	Suzuki K1 1000 -	1:09.713	2	5	7.448	0.564	75.18
18	66	U	12	Brett PRICE	Yamaha R1 -	1:12.229	2	3	9.964	2.516	72.56
19	89	E	7	Daryl SKINNS	Suzuki GSXR 750 - Indoor Climate Systems UK LTD	1:18.281	2	6	16.016	6.052	66.95

Weather / Track : Cloudy / Dry

Date: 13/04/2024 Start: 09:36 Finish: 09:46

These results are provisional until the conclusion of any judicial and technical matters.

Pembrey National: 1.4560 miles

Clerk Of Course:	Stewards:	Timekeeper:	<i>Craig Smith</i>	
------------------	-----------	-------------	--------------------	--

Results can be found at www.tsl-timing.com

Printed - 09:48 Saturday, 13 April 2024



BMCRC - MRO Championships 2024 - Rnd 2 @ Pembrey

BMCRC Thunderbike Ultra & Extreme

QUALIFYING - SECTOR ANALYSIS



SECTOR 1 = FL to I1, SECTOR 2 = I1 to FL, DIFF = Difference To Personal Best Lap, P = Crossed Finish Line in Pit Lane, D = Time Disallowed

P1 99 U		Steven BUTTERWORTH		Yamaha R1 -			
IDEAL LAP TIME : 1:02.265		BEST LAP TIME : 1:02.265		DIFFERENCE : 0.000			
LAP	SECTOR 1	SECTOR 2	LAP TIME	MPH	DIFF	TIME OF DAY	
1 -	40.766	30.161	1:10.927	73.90	8.662	09:38:25.803	
2 -	36.717	27.963	1:04.680 (3)	81.03	2.415	09:39:30.483	
3 -	35.237	28.454	1:03.691 (2)	82.29	1.426	09:40:34.174	
4 -	34.581	27.684	1:02.265 (1)	84.18		09:41:36.439	

P2 800 U		Morgan CREASEY		Suzuki GSXR 1000 K7 - Warics Ltd			
IDEAL LAP TIME : 1:02.798		BEST LAP TIME : 1:02.798		DIFFERENCE : 0.000			
LAP	SECTOR 1	SECTOR 2	LAP TIME	MPH	DIFF	TIME OF DAY	
1 -	38.959	29.650	1:08.609	76.39	5.811	09:38:26.596	
2 -	36.236	28.076	1:04.312 (3)	81.50	1.514	09:39:30.908	
3 -	38.403	28.192	1:06.595	78.70	3.797	09:40:37.503	
4 -	35.119	27.679	1:02.798 (1)	83.46		09:41:40.301	
5 -	35.680	28.122	1:03.802 (2)	82.15	1.004	09:42:44.103	
6 -		IN PIT	1:40.407 P	52.20	37.609	09:44:24.510	

P3 118 E		Darren CORKETT		Suzuki GSXR 750 - Jackson & Phillips			
IDEAL LAP TIME : 1:04.018		BEST LAP TIME : 1:04.018		DIFFERENCE : 0.000			
LAP	SECTOR 1	SECTOR 2	LAP TIME	MPH	DIFF	TIME OF DAY	
1 -	37.652	29.796	1:07.448	77.71	3.430	09:38:21.133	
2 -	36.358	28.635	1:04.993 (2)	80.64	0.975	09:39:26.126	
3 -	35.860	28.158	1:04.018 (1)	81.87		09:40:30.144	
4 -	35.865	29.417	1:05.282 (3)	80.29	1.264	09:41:35.426	
5 -	38.480	28.894	1:07.374	77.79	3.356	09:42:42.800	
6 -	37.709	IN PIT	1:30.057 P	58.20	26.039	09:44:12.857	

P4 78 U		Jamie THOMAS		Suzuki GSXR 1000 - Team RubyRacing			
IDEAL LAP TIME : 1:04.173		BEST LAP TIME : 1:04.173		DIFFERENCE : 0.000			
LAP	SECTOR 1	SECTOR 2	LAP TIME	MPH	DIFF	TIME OF DAY	
1 -	40.553	29.931	1:10.484	74.36	6.311	09:38:27.926	
2 -	37.183	28.608	1:05.791	79.67	1.618	09:39:33.717	
3 -	36.192	28.656	1:04.848 (2)	80.82	0.675	09:40:38.565	
4 -	35.855	28.318	1:04.173 (1)	81.67		09:41:42.738	
5 -	36.372	28.654	1:05.026 (3)	80.60	0.853	09:42:47.764	
6 -	37.080	29.332	1:06.412	78.92	2.239	09:43:54.176	
7 -	36.941	29.177	1:06.118	79.27	1.945	09:45:00.294	
8 -	37.772	29.725	1:07.497	77.65	3.324	09:46:07.791	
9 -	37.606	31.306	1:08.912	76.06	4.739	09:47:16.703	

P5 35 E		Tony DAVIES		Yamaha YZF 750 -			
IDEAL LAP TIME : 1:04.518		BEST LAP TIME : 1:04.518		DIFFERENCE : 0.000			
LAP	SECTOR 1	SECTOR 2	LAP TIME	MPH	DIFF	TIME OF DAY	
1 -	40.344	31.849	1:12.193	72.60	7.675	09:39:14.060	
2 -	36.988	29.029	1:06.017	79.39	1.499	09:40:20.077	
3 -	36.161	28.357	1:04.518 (1)	81.24		09:41:24.595	
4 -	36.662	29.071	1:05.733 (3)	79.74	1.215	09:42:30.328	
5 -	36.308	28.932	1:05.240 (2)	80.34	0.722	09:43:35.568	
6 -	38.669	29.240	1:07.909	77.18	3.391	09:44:43.477	
7 -	36.581	32.045	1:08.626	76.37	4.108	09:45:52.103	
8 -	45.501	35.618	1:21.119	64.61	16.601	09:47:13.222	

BMCRC - MRO Championships 2024 - Rnd 2 @ Pembrey

BMCRC Thunderbike Ultra & Extreme

QUALIFYING - SECTOR ANALYSIS



SECTOR 1 = FL to I1, SECTOR 2 = I1 to FL, DIFF = Difference To Personal Best Lap, P = Crossed Finish Line in Pit Lane, D = Time Disallowed

P6		53 U		Seamus McGLYNN		- S and D Build and Design Ltd	
IDEAL LAP TIME : 1:04.784		BEST LAP TIME : 1:04.934		DIFFERENCE : 0.150			
LAP	SECTOR 1	SECTOR 2	LAP TIME	MPH	DIFF	TIME OF DAY	
1 -	39.218	29.918	1:09.136	75.81	4.202	09:38:21.735	
2 -	37.622	28.914	1:06.536 (3)	78.77	1.602	09:39:28.271	
3 -	36.875	28.513	1:05.388 (2)	80.16	0.454	09:40:33.659	
4 -	36.271	28.663	1:04.934 (1)	80.72		09:41:38.593	
5 -	38.349	30.379	1:08.728	76.26	3.794	09:42:47.321	

P7		77 E		David MAY		Suzuki GSXR 750 K1 - Orchard cooling/ team Silver Arrows	
IDEAL LAP TIME : 1:05.196		BEST LAP TIME : 1:05.207		DIFFERENCE : 0.011			
LAP	SECTOR 1	SECTOR 2	LAP TIME	MPH	DIFF	TIME OF DAY	
1 -	40.091	30.559	1:10.650	74.19	5.443	09:38:26.938	
2 -	36.389	28.818	1:05.207 (1)	80.38		09:39:32.145	
3 -	36.604	29.262	1:05.866	79.57	0.659	09:40:38.011	
4 -	36.712	28.807	1:05.519 (3)	80.00	0.312	09:41:43.530	
5 -	36.554	28.885	1:05.439 (2)	80.09	0.232	09:42:48.969	
6 -	38.021	30.285	1:08.306	76.73	3.099	09:43:57.275	

P8		19 U		Tyler DONOVAN		Kawasaki ZX10R - Tinder Corp	
IDEAL LAP TIME : 1:05.848		BEST LAP TIME : 1:05.848		DIFFERENCE : 0.000			
LAP	SECTOR 1	SECTOR 2	LAP TIME	MPH	DIFF	TIME OF DAY	
1 -	42.146	30.353	1:12.499	72.29	6.651	09:38:27.730	
2 -	38.149	29.577	1:07.726	77.39	1.878	09:39:35.456	
3 -	38.494	29.307	1:07.801	77.30	1.953	09:40:43.257	
4 -	37.413	29.165	1:06.578 (2)	78.72	0.730	09:41:49.835	
5 -	37.281	28.567	1:05.848 (1)	79.60		09:42:55.683	
6 -	37.431	29.665	1:07.096 (3)	78.12	1.248	09:44:02.779	
7 -	38.776	29.939	1:08.715	76.28	2.867	09:45:11.494	
8 -	39.246	29.947	1:09.193	75.75	3.345	09:46:20.687	
9 -	38.381	29.846	1:08.227	76.82	2.379	09:47:28.914	

P9		85 U		Clinton WOOD		Suzuki GSXR1000 - Clinton Wood	
IDEAL LAP TIME : 1:06.146		BEST LAP TIME : 1:06.279		DIFFERENCE : 0.133			
LAP	SECTOR 1	SECTOR 2	LAP TIME	MPH	DIFF	TIME OF DAY	
1 -		30.098	1:20.128	65.41	13.849	09:39:27.166	
2 -	37.359	29.564	1:06.923	78.32	0.644	09:40:34.089	
3 -	37.074	29.500	1:06.574 (2)	78.73	0.295	09:41:40.663	
4 -	37.462	29.454	1:06.916 (3)	78.33	0.637	09:42:47.579	
5 -	38.202	30.094	1:08.296	76.74	2.017	09:43:55.875	
6 -	37.207	29.072	1:06.279 (1)	79.08		09:45:02.154	
7 -	37.595	29.442	1:07.037	78.18	0.758	09:46:09.191	
8 -	42.684	32.077	1:14.761	70.11	8.482	09:47:23.952	

P10		17 U		Jordan KILLWORTH		Kawasaki ZX10R - BK Racing / Rabbit	
IDEAL LAP TIME : 1:07.129		BEST LAP TIME : 1:07.129		DIFFERENCE : 0.000			
LAP	SECTOR 1	SECTOR 2	LAP TIME	MPH	DIFF	TIME OF DAY	
1 -	40.348	30.575	1:10.923	73.90	3.794	09:38:30.027	
2 -	38.305	29.999	1:08.304	76.73	1.175	09:39:38.331	
3 -	37.739	29.655	1:07.394 (2)	77.77	0.265	09:40:45.725	
4 -	37.660	29.791	1:07.451 (3)	77.70	0.322	09:41:53.176	
5 -	37.513	29.616	1:07.129 (1)	78.08		09:43:00.305	
6 -	38.457	31.607	1:10.064	74.81	2.935	09:44:10.369	

BMCRC - MRO Championships 2024 - Rnd 2 @ Pembrey

BMCRC Thunderbike Ultra & Extreme

QUALIFYING - SECTOR ANALYSIS



SECTOR 1 = FL to I1, SECTOR 2 = I1 to FL, DIFF = Difference To Personal Best Lap, P = Crossed Finish Line in Pit Lane, D = Time Disallowed

P11 48 E		Shaun WALLIS		Yamaha R6 - MBC Despatch Racing			
IDEAL LAP TIME : 1:07.457		BEST LAP TIME : 1:07.457		DIFFERENCE : 0.000			
LAP	SECTOR 1	SECTOR 2	LAP TIME	MPH	DIFF	TIME OF DAY	
1 -	39.970	30.127	1:10.097	74.77	2.640	09:38:28.969	
2 -	37.689	29.768	1:07.457 (1)	77.70		09:39:36.426	
3 -	38.455	29.833	1:08.288 (2)	76.75	0.831	09:40:44.714	
4 -	38.413	30.736	1:09.149 (3)	75.80	1.692	09:41:53.863	
5 -	40.539	IN PIT	1:39.589 P	52.63	32.132	09:43:33.452	

P12 20 U		Connor SWYER		Suzuki GSXR 1000 K6 - WSC Performace & Lleithyr Farm & Da			
IDEAL LAP TIME : 1:07.418		BEST LAP TIME : 1:07.516		DIFFERENCE : 0.098			
LAP	SECTOR 1	SECTOR 2	LAP TIME	MPH	DIFF	TIME OF DAY	
1 -	41.049	29.896	1:10.945 (3)	73.88	3.429	09:38:31.039	
2 -	38.849	29.204	1:08.053 (2)	77.02	0.537	09:39:39.092	
3 -	38.214	29.302	1:07.516 (1)	77.63		09:40:46.608	
4 -	38.965	IN PIT	1:22.296 P	63.69	14.780	09:42:08.904	

P13 4 U		Hayden KILLWORTH		Suzuki GSXR 1000 - GreenPlantUK - H11xy - Helmet City			
IDEAL LAP TIME : 1:07.737		BEST LAP TIME : 1:07.822		DIFFERENCE : 0.085			
LAP	SECTOR 1	SECTOR 2	LAP TIME	MPH	DIFF	TIME OF DAY	
1 -	44.283	31.405	1:15.688	69.25	7.866	09:38:37.122	
2 -	40.267	29.984	1:10.251 (3)	74.61	2.429	09:39:47.373	
3 -	38.445	29.377	1:07.822 (1)	77.28		09:40:55.195	
4 -	38.360	31.417	1:09.777 (2)	75.11	1.955	09:42:04.972	

P14 460 U		Simon GATES		Yamaha YZF R1 - T.A Roden LTD / Canine Plus Hydro			
IDEAL LAP TIME : 1:07.817		BEST LAP TIME : 1:08.268		DIFFERENCE : 0.451			
LAP	SECTOR 1	SECTOR 2	LAP TIME	MPH	DIFF	TIME OF DAY	
1 -	41.854	31.530	1:13.384	71.42	5.116	09:38:34.513	
2 -	40.400	30.340	1:10.740 (2)	74.09	2.472	09:39:45.253	
3 -	38.812	29.456	1:08.268 (1)	76.77		09:40:53.521	
4 -	38.361	32.886	1:11.247 (3)	73.56	2.979	09:42:04.768	
5 -		IN PIT	1:31.281 P	57.42	23.013	09:43:36.049	

P15 152 E		Sean GOLDSMITH		Kawasaki ZX7R - Vanguard motorsport			
IDEAL LAP TIME : 1:08.708		BEST LAP TIME : 1:09.009		DIFFERENCE : 0.301			
LAP	SECTOR 1	SECTOR 2	LAP TIME	MPH	DIFF	TIME OF DAY	
1 -	42.448	31.324	1:13.772	71.05	4.763	09:39:17.723	
2 -	38.950	30.157	1:09.107 (2)	75.84	0.098	09:40:26.830	
3 -	38.769	30.240	1:09.009 (1)	75.95		09:41:35.839	
4 -	38.969	30.352	1:09.321 (3)	75.61	0.312	09:42:45.160	
5 -	39.383	30.080	1:09.463	75.45	0.454	09:43:54.623	
6 -	38.628	30.780	1:09.408	75.51	0.399	09:45:04.031	

P16 90 E		Jack WOLFF		-			
IDEAL LAP TIME : 1:08.873		BEST LAP TIME : 1:09.149		DIFFERENCE : 0.276			
LAP	SECTOR 1	SECTOR 2	LAP TIME	MPH	DIFF	TIME OF DAY	
1 -	40.341	30.652	1:10.993 (3)	73.83	1.844	09:38:26.627	
2 -	38.221	30.928	1:09.149 (1)	75.80		09:39:35.776	
3 -	40.077	30.802	1:10.879 (2)	73.95	1.730	09:40:46.655	
4 -	40.511	IN PIT	1:44.779 P	50.02	35.630	09:42:31.434	

BMCRC - MRO Championships 2024 - Rnd 2 @ Pembrey

BMCRC Thunderbike Ultra & Extreme

QUALIFYING - SECTOR ANALYSIS



SECTOR 1 = FL to I1, SECTOR 2 = I1 to FL, DIFF = Difference To Personal Best Lap, P = Crossed Finish Line in Pit Lane, D = Time Disallowed

P17		169 U		Cory SMITH		Suzuki K1 1000 -	
IDEAL LAP TIME : 1:09.192		BEST LAP TIME : 1:09.713		DIFFERENCE : 0.521			
LAP	SECTOR 1	SECTOR 2	LAP TIME	MPH	DIFF	TIME OF DAY	
1 -	41.249	31.279	1:12.528	72.27	2.815	09:39:13.917	
2 -	38.786	30.927	1:09.713 (1)	75.18		09:40:23.630	
3 -	40.275	30.864	1:11.139	73.68	1.426	09:41:34.769	
4 -	40.290	30.406	1:10.696 (3)	74.14	0.983	09:42:45.465	
5 -	39.887	30.743	1:10.630 (2)	74.21	0.917	09:43:56.095	

P18		66 U		Brett PRICE		Yamaha R1 -	
IDEAL LAP TIME : 1:12.019		BEST LAP TIME : 1:12.229		DIFFERENCE : 0.210			
LAP	SECTOR 1	SECTOR 2	LAP TIME	MPH	DIFF	TIME OF DAY	
1 -	44.600	31.932	1:16.532 (3)	68.48	4.303	09:38:38.393	
2 -	40.858	31.371	1:12.229 (1)	72.56		09:39:50.622	
3 -	40.648	34.103	1:14.751 (2)	70.12	2.522	09:41:05.373	

P19		89 E		Daryl SKINNS		Suzuki GSXR 750 - Indoor Climate Systems UK LTD	
IDEAL LAP TIME : 1:17.294		BEST LAP TIME : 1:18.281		DIFFERENCE : 0.987			
LAP	SECTOR 1	SECTOR 2	LAP TIME	MPH	DIFF	TIME OF DAY	
1 -	46.061	35.042	1:21.103	64.62	2.822	09:38:45.057	
2 -	44.611	33.670	1:18.281 (1)	66.95		09:40:03.338	
3 -	43.624	35.323	1:18.947 (2)	66.39	0.666	09:41:22.285	
4 -	46.079	33.681	1:19.760 (3)	65.71	1.479	09:42:42.045	
5 -	46.110	35.279	1:21.389	64.40	3.108	09:44:03.434	
6 -	49.825	IN PIT	1:51.094 P	47.18	32.813	09:45:54.528	

BMCRC - MRO Championships 2024 - Rnd 2 @ Pembrey

BMCRC Thunderbike Ultra & Extreme

QUALIFYING - BEST SECTORS

SECTOR 1			SECTOR 2			IDEAL / BEST COMPARISON						
POS	NO	NAME	TIME	NO	NAME	TIME	POS	NO	NAME	IDEAL	BEST	DIFF
									PERFECT LAP	1:02.260		
1	99	BUTTERWORTH	34.581	800	CREASEY	27.679	1	99	BUTTERWORTH	1:02.265	1:02.265	0.000
2	800	CREASEY	35.119	99	BUTTERWORTH	27.684	2	800	CREASEY	1:02.798	1:02.798	0.000
3	78	THOMAS	35.855	118	CORKETT	28.158	3	118	CORKETT	1:04.018	1:04.018	0.000
4	118	CORKETT	35.860	78	THOMAS	28.318	4	78	THOMAS	1:04.173	1:04.173	0.000
5	35	DAVIES	36.161	35	DAVIES	28.357	5	35	DAVIES	1:04.518	1:04.518	0.000
6	53	McGLYNN	36.271	53	McGLYNN	28.513	6	53	McGLYNN	1:04.784	1:04.934	0.150
7	77	MAY	36.389	19	DONOVAN	28.567	7	77	MAY	1:05.196	1:05.207	0.011
8	85	WOOD	37.074	77	MAY	28.807	8	19	DONOVAN	1:05.848	1:05.848	0.000
9	19	DONOVAN	37.281	85	WOOD	29.072	9	85	WOOD	1:06.146	1:06.279	0.133
10	17	KILLWORTH	37.513	20	SWYER	29.204	10	17	KILLWORTH	1:07.129	1:07.129	0.000
11	48	WALLIS	37.689	4	KILLWORTH	29.377	11	20	SWYER	1:07.418	1:07.516	0.098
12	20	SWYER	38.214	460	GATES	29.456	12	48	WALLIS	1:07.457	1:07.457	0.000
13	90	WOLFF	38.221	17	KILLWORTH	29.616	13	4	KILLWORTH	1:07.737	1:07.822	0.085
14	4	KILLWORTH	38.360	48	WALLIS	29.768	14	460	GATES	1:07.817	1:08.268	0.451
15	460	GATES	38.361	152	GOLDSMITH	30.080	15	152	GOLDSMITH	1:08.708	1:09.009	0.301
16	152	GOLDSMITH	38.628	169	SMITH	30.406	16	90	WOLFF	1:08.873	1:09.149	0.276
17	169	SMITH	38.786	90	WOLFF	30.652	17	169	SMITH	1:09.192	1:09.713	0.521
18	66	PRICE	40.648	66	PRICE	31.371	18	66	PRICE	1:12.019	1:12.229	0.210
19	89	SKINNS	43.624	89	SKINNS	33.670	19	89	SKINNS	1:17.294	1:18.281	0.987

BMCRC - MRO Championships 2024 - Rnd 2 @ Pembrey

BMCRC Thunderbike Ultra & Extreme

QUALIFYING - STATISTICS

Competitors Started	19
Planned Start	2024-04-13 @ 09:36:00.000
Actual Start	2024-04-13 @ 09:36:59.227
Finish Time	2024-04-13 @ 09:46:59.718
Track Length	1.4560mi.
Total Laps	109
Total Distance Covered	158.7040mi.

Session Fastest Lap History

NO	CL	NAME	LAP TIME	TIME OF DAY	LAP	VEHICLE
118	E	Darren CORKETT	1:07.448	09:38:21.142	1	Suzuki GSXR 750
118	E	Darren CORKETT	1:04.993	09:39:26.134	2	Suzuki GSXR 750
99	U	Steven BUTTERWORTH	1:04.680	09:39:30.501	2	Yamaha R1
800	U	Morgan CREASEY	1:04.312	09:39:30.923	2	Suzuki GSXR 1000 K7
118	E	Darren CORKETT	1:04.018	09:40:30.153	3	Suzuki GSXR 750
99	U	Steven BUTTERWORTH	1:03.691	09:40:34.174	3	Yamaha R1
99	U	Steven BUTTERWORTH	1:02.265	09:41:36.455	4	Yamaha R1

Flag History

TYPE	TIME OF DAY
GREEN	09:36:59.227
FINISH	09:46:59.718

Flag Statistics

TYPE	COUNT	TOTAL LAPS	TOTAL TIME
Green	1	9	10:50.474
Red	0	0	0.000
Safety Car	0	0	0.000
FCY	0	0	0.000

BMCRC - MRO Championships 2024 - Rnd 2 @ Pembrey

BMCRC Thunderbike Ultra & Extreme

QUALIFYING - STATISTICS

CLASS : E

7 Starters

Fastest Lap History

NO	NAME	LAP TIME	TIME OF DAY	LAP	VEHICLE
118	Darren CORKETT	1:07.448	09:38:21.142	1	Suzuki GSXR 750
118	Darren CORKETT	1:04.993	09:39:26.134	2	Suzuki GSXR 750
118	Darren CORKETT	1:04.018	09:40:30.153	3	Suzuki GSXR 750

BMCRC - MRO Championships 2024 - Rnd 2 @ Pembrey

BMCRC Thunderbike Ultra & Extreme

QUALIFYING - STATISTICS

CLASS : U

12 Starters

Fastest Lap History

NO	NAME	LAP TIME	TIME OF DAY	LAP	VEHICLE
53	Seamus McGLYNN	1:09.136	09:38:21.772	1	
800	Morgan CREASEY	1:08.609	09:38:26.656	1	Suzuki GSXR 1000 K7
53	Seamus McGLYNN	1:06.536	09:39:28.309	2	
99	Steven BUTTERWORTH	1:04.680	09:39:30.501	2	Yamaha R1
800	Morgan CREASEY	1:04.312	09:39:30.923	2	Suzuki GSXR 1000 K7
99	Steven BUTTERWORTH	1:03.691	09:40:34.174	3	Yamaha R1
99	Steven BUTTERWORTH	1:02.265	09:41:36.455	4	Yamaha R1



BMCRC - MRO Championships 2024 - Rnd 2 @ Pembrey
BMCRC Thunderbike Ultra & Extreme
RACE 4 - GRID (8 Laps)

ROW 7	21		20	818 Alex SYMON	19	89 Daryl SKINNS	1:18.281
ROW 6	18	66 Brett PRICE	17	169 Cory SMITH	16	90 Jack WOLFF	1:09.149
ROW 5	15	152 Sean GOLDSMITH	14	460 Simon GATES	13	4 Hayden KILLWORTH	1:07.822
ROW 4	12	20 Connor SWYER	11	48 Shaun WALLIS	10	17 Jordan KILLWORTH	1:07.129
ROW 3	9	85 Clinton WOOD	8	19 Tyler DONOVAN	7	77 David MAY	1:05.207
ROW 2	6	53 Seamus McGLYNN	5	35 Tony DAVIES	4	78 Jamie THOMAS	1:04.173
ROW 1	3	118 Darren CORKETT	2	800 Morgan CREASEY	1	99 Steven BUTTERWORTH	1:02.265
							Pole

These results are provisional until the conclusion of any judicial and technical matters.

Pembrey National: 1.4560 miles

Clerk Of Course:	Stewards:	Timekeeper:	<i>Craig Smith</i>	
------------------	-----------	-------------	--------------------	--

Results can be found at www.tsl-timing.com

Printed - 09:49 Saturday, 13 April 2024





BMCRC - MRO Championships 2024 - Rnd 2 @ Pembrey

BMCRC Thunderbike Ultra & Extreme

RACE 4 - CLASSIFICATION

Race Distance: 5 Laps / 7.28 miles

POS	NO	CL	PIC	NAME	ENTRY	LAPS	TIME	GAP	DIFF	MPH	BEST	ON	GRD	↑↓
1	35	E	1	Tony DAVIES	Yamaha YZF 750 -	5	5:26.535			80.26	1:03.784	3	5	4
2	800	U	1	Morgan CREASEY	Suzuki GSXR 1000 K7 - Warics Ltd	5	5:28.873	2.338	2.338	79.69	1:03.891	4	2	0
3	19	U	2	Tyler DONOVAN	Kawasaki ZX10R - Tinder Corp	5	5:29.813	3.278	0.940	79.46	1:04.455	4	8	5
4	99	U	3	Steven BUTTERWORTH	Yamaha R1 -	5	5:30.251	3.716	0.438	79.35	1:03.639	5	1	-3
5	20	U	4	Connor SWYER	Suzuki GSXR 1000 K6 - WSC Performance & Lleithyr Farm &	5	5:43.043	16.508	12.792	76.39	1:06.740	2	12	7
6	78	U	5	Jamie THOMAS	Suzuki GSXR 1000 - Team RubyRacing	5	5:43.218	16.683	0.175	76.35	1:07.093	4	4	-2
7	169	U	6	Cory SMITH	Suzuki K1 1000 -	5	5:44.986	18.451	1.768	75.96	1:05.995	4	17	10
8	152	E	2	Sean GOLDSMITH	Kawasaki ZX7R - Vanguard motorsport	5	5:47.383	20.848	2.397	75.44	1:06.637	3	15	7
9	460	U	7	Simon GATES	Yamaha YZF R1 - T.A Roden LTD / Canine Plus Hydro	5	5:49.503	22.968	2.120	74.98	1:08.310	3	14	5
10	48	E	3	Shaun WALLIS	Yamaha R6 - MBC Despatch Racing	5	5:49.768	23.233	0.265	74.92	1:07.639	4	11	1
11	118	E	4	Darren CORKETT	Suzuki GSXR 750 - Jackson & Phillips	5	5:50.226	23.691	0.458	74.83	1:08.160	5	3	-8
12	17	U	8	Jordan KILLWORTH	Kawasaki ZX10R - BK Racing / Rabbit	5	5:53.056	26.521	2.830	74.23	1:06.988	5	10	-2
13	85	U	9	Clinton WOOD	Suzuki GSXR1000 - Clinton Wood	5	5:53.570	27.035	0.514	74.12	1:09.132	4	9	-4
14	4	U	10	Hayden KILLWORTH	Suzuki GSXR 1000 - GreenPlantUK - H11xy - Helmet City	5	5:56.618	30.083	3.048	73.49	1:09.179	5	13	-1
15	66	U	11	Brett PRICE	Yamaha R1 -	5	5:56.912	30.377	0.294	73.42	1:08.950	2	18	3
16	89	E	5	Daryl SKINNS	Suzuki GSXR 750 - Indoor Climate Systems UK LTD	4	5:49.637	1 Lap	1 Lap	59.96	1:16.243	4	19	3
NOT CLASSIFIED														
DNF	53	U		Seamus McGLYNN	- S and D Build and Design Ltd	1	1:09.966	4 Laps	3 Laps	74.91				6

FASTEST LAP

99	U	Steven BUTTERWORTH	Yamaha R1 -	5	1:03.639	82.36 mph	132.55 kph
35	E	Tony DAVIES	Yamaha YZF 750 -	3	1:03.784	82.17 mph	132.25 kph

Comments:

Class E - 92.5% of Race Speed = 74.24 mph
 Class U - 92.5% of Race Speed = 73.71 mph

Weather / Track : Cloudy / Dry

These results are provisional until the conclusion of any judicial and technical matters.

Date: 13/04/2024 Start: 12:16 Finish: 12:21

Pembrey National: 1.4560 miles

Clerk Of Course:	Stewards:	Timekeeper:	<i>Craig Smith</i>	
------------------	-----------	-------------	--------------------	--

Results can be found at www.tsl-timing.com

Printed - 12:22 Saturday, 13 April 2024



BMCRC - MRO Championships 2024 - Rnd 2 @ Pembrey

BMCRC Thunderbike Ultra & Extreme

RACE 4 - LAP CHART

LAP 1 @ 12:17:39.434

NO	BEHIND	LAP TIME
99		1:09.007
800	0.508	1:09.515
53	0.959	1:09.966
35	1.182	1:10.189
19	1.229	1:10.236
17	4.131	1:13.138
78	4.421	1:13.428
118	5.644	1:14.651
20	5.743	1:14.750
85	6.528	1:15.535
460	6.912	1:15.919
169	7.255	1:16.262
48	7.509	1:16.516
66	8.304	1:17.311
4	9.390	1:18.397
152	9.817	1:18.824
89	14.603	1:23.610

89	1 Lap	1:22.792
78	12.588	1:07.093
20	13.083	1:07.206
169	16.236	1:05.995
152	17.566	1:06.922
460	18.506	1:08.374
48	18.894	1:07.639
118	19.426	1:09.369
85	21.617	1:09.132
66	23.090	1:09.494
17	23.428	1:17.784
4	24.799	1:09.448

LAP 5 @ 12:21:56.962

NO	BEHIND	LAP TIME
35		1:03.895
800	2.338	1:04.577
19	3.278	1:05.212
99	3.716	1:03.639
20	16.508	1:07.320
78	16.683	1:07.990
169	18.451	1:06.110
152	20.848	1:07.177
460	22.968	1:08.357
89	1 Lap	1:16.243
48	23.233	1:08.234
118	23.691	1:08.160
17	26.521	1:06.988
85	27.035	1:09.313
4	30.083	1:09.179
66	30.377	1:11.182

LAP 2 @ 12:18:45.479

NO	BEHIND	LAP TIME
35		1:04.863
800	0.118	1:05.655
19	0.283	1:05.099
99	3.132	1:09.177
78	5.920	1:07.544
17	6.136	1:08.050
20	6.438	1:06.740
118	8.773	1:09.174
460	9.410	1:08.543
169	9.846	1:08.636
85	10.057	1:09.574
48	10.288	1:08.824
66	11.209	1:08.950
152	11.595	1:07.823
4	13.181	1:09.836
89	55.550	1:46.992

LAP 3 @ 12:19:49.263

NO	BEHIND	LAP TIME
35		1:03.784
19	1.310	1:04.811
800	1.569	1:05.235
99	3.410	1:04.062
78	9.299	1:07.163
17	9.448	1:07.096
20	9.681	1:07.027
118	13.861	1:08.872
460	13.936	1:08.310
169	14.045	1:07.983
152	14.448	1:06.637
48	15.059	1:08.555
85	16.289	1:10.016
66	17.400	1:09.975
4	19.155	1:09.758

LAP 4 @ 12:20:53.067

NO	BEHIND	LAP TIME
35		1:03.804
800	1.656	1:03.891
19	1.961	1:04.455
99	3.972	1:04.366

Weather / Track : Cloudy / Dry

Results can be found at www.tsl-timing.com

Pembrey National: 1.4560 miles
Date: 13/04/2024 Start: 12:16 Finish: 12:21

Printed - 12:22 Saturday, 13 April 2024

BMCRC - MRO Championships 2024 - Rnd 2 @ Pembrey

BMCRC Thunderbike Ultra & Extreme

RACE 4 - POSITION CHART

No	Name	Lap Pos	Lap				
			1	2	3	4	5
99	BUTTERWORTH	1	99	35	35	35	35
800	CREASEY	2	800	800	19	800	800
118	CORKETT	3	53	19	800	19	19
78	THOMAS	4	35	99	99	99	99
35	DAVIES	5	19	78	78	78	20
53	McGLYNN	6	17	17	17	20	78
19	DONOVAN	7	78	20	20	169	169
85	WOOD	8	118	118	118	152	152
17	KILLWORTH	9	20	460	460	460	460
48	WALLIS	10	85	169	169	48	48
20	SWYER	11	460	85	152	118	118
4	KILLWORTH	12	169	48	48	85	17
460	GATES	13	48	66	85	66	85
152	GOLDSMITH	14	66	152	66	17	4
169	SMITH	15	4	4	4	4	66
66	PRICE	16	152	89	89	89	
89	SKINNS	17	89				

BMCRC - MRO Championships 2024 - Rnd 2 @ Pembrey

BMCRC Thunderbike Ultra & Extreme

RACE 4 - SECTOR ANALYSIS



SECTOR 1 = FL to I1, SECTOR 2 = I1 to FL, DIFF = Difference To Personal Best Lap, P = Crossed Finish Line in Pit Lane, D = Time Disallowed

P1 35 E		Tony DAVIES		Yamaha YZF 750 -		
IDEAL LAP TIME : 1:03.560		BEST LAP TIME : 1:03.784		DIFFERENCE : 0.224		
LAP	SECTOR 1	SECTOR 2	LAP TIME	MPH	DIFF	TIME OF DAY
1 -		28.858	1:10.189	74.67	6.405	12:17:40.616
2 -	36.263	28.600	1:04.863	80.81	1.079	12:18:45.479
3 -	35.742	28.042	1:03.784 (1)	82.17		12:19:49.263
4 -	35.722	28.082	1:03.804 (2)	82.15	0.020	12:20:53.067
5 -	36.057	27.838	1:03.895 (3)	82.03	0.111	12:21:56.962

P2 800 U		Morgan CREASEY		Suzuki GSXR 1000 K7 - Warics Ltd		
IDEAL LAP TIME : 1:03.885		BEST LAP TIME : 1:03.891		DIFFERENCE : 0.006		
LAP	SECTOR 1	SECTOR 2	LAP TIME	MPH	DIFF	TIME OF DAY
1 -		28.561	1:09.515	75.40	5.624	12:17:39.942
2 -	36.757	28.898	1:05.655	79.83	1.764	12:18:45.597
3 -	36.525	28.710	1:05.235 (3)	80.34	1.344	12:19:50.832
4 -	36.004	27.887	1:03.891 (1)	82.03		12:20:54.723
5 -	35.998	28.579	1:04.577 (2)	81.16	0.686	12:21:59.300

P3 19 U		Tyler DONOVAN		Kawasaki ZX10R - Tinder Corp		
IDEAL LAP TIME : 1:03.786		BEST LAP TIME : 1:04.455		DIFFERENCE : 0.669		
LAP	SECTOR 1	SECTOR 2	LAP TIME	MPH	DIFF	TIME OF DAY
1 -		28.618	1:10.236	74.62	5.781	12:17:40.663
2 -	36.398	28.701	1:05.099 (3)	80.51	0.644	12:18:45.762
3 -	36.525	28.286	1:04.811 (2)	80.87	0.356	12:19:50.573
4 -	36.541	27.914	1:04.455 (1)	81.32		12:20:55.028
5 -	35.872	29.340	1:05.212	80.37	0.757	12:22:00.240

P4 99 U		Steven BUTTERWORTH		Yamaha R1 -		
IDEAL LAP TIME : 1:03.613		BEST LAP TIME : 1:03.639		DIFFERENCE : 0.026		
LAP	SECTOR 1	SECTOR 2	LAP TIME	MPH	DIFF	TIME OF DAY
1 -		28.550	1:09.007	75.95	5.368	12:17:39.434
2 -	40.837	28.340	1:09.177	75.77	5.538	12:18:48.611
3 -	35.597	28.465	1:04.062 (2)	81.82	0.423	12:19:52.673
4 -	36.156	28.210	1:04.366 (3)	81.43	0.727	12:20:57.039
5 -	35.403	28.236	1:03.639 (1)	82.36		12:22:00.678

P5 20 U		Connor SWYER		Suzuki GSXR 1000 K6 - WSC Performace & Lleithyr Farm & Da		
IDEAL LAP TIME : 1:06.523		BEST LAP TIME : 1:06.740		DIFFERENCE : 0.217		
LAP	SECTOR 1	SECTOR 2	LAP TIME	MPH	DIFF	TIME OF DAY
1 -		29.537	1:14.750	70.12	8.010	12:17:45.177
2 -	37.816	28.924	1:06.740 (1)	78.53		12:18:51.917
3 -	38.224	28.803	1:07.027 (2)	78.20	0.287	12:19:58.944
4 -	37.790	29.416	1:07.206 (3)	77.99	0.466	12:21:06.150
5 -	38.587	28.733	1:07.320	77.86	0.580	12:22:13.470

P6 78 U		Jamie THOMAS		Suzuki GSXR 1000 - Team RubyRacing		
IDEAL LAP TIME : 1:06.602		BEST LAP TIME : 1:07.093		DIFFERENCE : 0.491		
LAP	SECTOR 1	SECTOR 2	LAP TIME	MPH	DIFF	TIME OF DAY
1 -		29.359	1:13.428	71.38	6.335	12:17:43.855
2 -	38.133	29.411	1:07.544 (3)	77.60	0.451	12:18:51.399
3 -	37.714	29.449	1:07.163 (2)	78.04	0.070	12:19:58.562
4 -	37.243	29.850	1:07.093 (1)	78.12		12:21:05.655
5 -	38.497	29.493	1:07.990	77.09	0.897	12:22:13.645

BMCRC - MRO Championships 2024 - Rnd 2 @ Pembrey

BMCRC Thunderbike Ultra & Extreme

RACE 4 - SECTOR ANALYSIS



SECTOR 1 = FL to I1, SECTOR 2 = I1 to FL, DIFF = Difference To Personal Best Lap, P = Crossed Finish Line in Pit Lane, D = Time Disallowed

P7 169 U		Cory SMITH		Suzuki K1 1000 -			
IDEAL LAP TIME : 1:05.925		BEST LAP TIME : 1:05.995		DIFFERENCE : 0.070			
LAP	SECTOR 1	SECTOR 2	LAP TIME	MPH	DIFF	TIME OF DAY	
1 -		30.503	1:16.262	68.73	10.267	12:17:46.689	
2 -	38.438	30.198	1:08.636	76.36	2.641	12:18:55.325	
3 -	38.238	29.745	1:07.983 (3)	77.10	1.988	12:20:03.308	
4 -	37.100	28.895	1:05.995 (1)	79.42		12:21:09.303	
5 -	37.285	28.825	1:06.110 (2)	79.28	0.115	12:22:15.413	

P8 152 E		Sean GOLDSMITH		Kawasaki ZX7R - Vanguard motorsport			
IDEAL LAP TIME : 1:06.579		BEST LAP TIME : 1:06.637		DIFFERENCE : 0.058			
LAP	SECTOR 1	SECTOR 2	LAP TIME	MPH	DIFF	TIME OF DAY	
1 -		30.358	1:18.824	66.49	12.187	12:17:49.251	
2 -	38.348	29.475	1:07.823	77.28	1.186	12:18:57.074	
3 -	37.584	29.053	1:06.637 (1)	78.65		12:20:03.711	
4 -	37.701	29.221	1:06.922 (2)	78.32	0.285	12:21:10.633	
5 -	37.526	29.651	1:07.177 (3)	78.02	0.540	12:22:17.810	

P9 460 U		Simon GATES		Yamaha YZF R1 - T.A Roden LTD / Canine Plus Hydro			
IDEAL LAP TIME : 1:08.134		BEST LAP TIME : 1:08.310		DIFFERENCE : 0.176			
LAP	SECTOR 1	SECTOR 2	LAP TIME	MPH	DIFF	TIME OF DAY	
1 -		30.373	1:15.919	69.04	7.609	12:17:46.346	
2 -	38.512	30.031	1:08.543	76.47	0.233	12:18:54.889	
3 -	38.440	29.870	1:08.310 (1)	76.73		12:20:03.199	
4 -	38.680	29.694	1:08.374 (3)	76.66	0.064	12:21:11.573	
5 -	38.499	29.858	1:08.357 (2)	76.67	0.047	12:22:19.930	

P10 48 E		Shaun WALLIS		Yamaha R6 - MBC Despatch Racing			
IDEAL LAP TIME : 1:07.639		BEST LAP TIME : 1:07.639		DIFFERENCE : 0.000			
LAP	SECTOR 1	SECTOR 2	LAP TIME	MPH	DIFF	TIME OF DAY	
1 -		31.533	1:16.516	68.50	8.877	12:17:46.943	
2 -	38.475	30.349	1:08.824	76.15	1.185	12:18:55.767	
3 -	38.725	29.830	1:08.555 (3)	76.45	0.916	12:20:04.322	
4 -	38.044	29.595	1:07.639 (1)	77.49		12:21:11.961	
5 -	38.419	29.815	1:08.234 (2)	76.81	0.595	12:22:20.195	

P11 118 E		Darren CORKETT		Suzuki GSXR 750 - Jackson & Phillips			
IDEAL LAP TIME : 1:08.022		BEST LAP TIME : 1:08.160		DIFFERENCE : 0.138			
LAP	SECTOR 1	SECTOR 2	LAP TIME	MPH	DIFF	TIME OF DAY	
1 -		30.390	1:14.651	70.21	6.491	12:17:45.078	
2 -	38.686	30.488	1:09.174 (3)	75.77	1.014	12:18:54.252	
3 -	38.286	30.586	1:08.872 (2)	76.10	0.712	12:20:03.124	
4 -	39.513	29.856	1:09.369	75.56	1.209	12:21:12.493	
5 -	38.166	29.994	1:08.160 (1)	76.90		12:22:20.653	

P12 17 U		Jordan KILLWORTH		Kawasaki ZX10R - BK Racing / Rabbit			
IDEAL LAP TIME : 1:06.670		BEST LAP TIME : 1:06.988		DIFFERENCE : 0.318			
LAP	SECTOR 1	SECTOR 2	LAP TIME	MPH	DIFF	TIME OF DAY	
1 -		29.437	1:13.138	71.66	6.150	12:17:43.565	
2 -	38.090	29.960	1:08.050 (3)	77.02	1.062	12:18:51.615	
3 -	37.589	29.507	1:07.096 (2)	78.12	0.108	12:19:58.711	
4 -	48.670	29.114	1:17.784	67.38	10.796	12:21:16.495	
5 -	37.556	29.432	1:06.988 (1)	78.24		12:22:23.483	

BMCRC - MRO Championships 2024 - Rnd 2 @ Pembrey

BMCRC Thunderbike Ultra & Extreme

RACE 4 - SECTOR ANALYSIS



SECTOR 1 = FL to I1, SECTOR 2 = I1 to FL, DIFF = Difference To Personal Best Lap, P = Crossed Finish Line in Pit Lane, D = Time Disallowed

P13 85 U		Clinton WOOD		Suzuki GSXR1000 - Clinton Wood			
IDEAL LAP TIME : 1:09.085		BEST LAP TIME : 1:09.132		DIFFERENCE : 0.047			
LAP	SECTOR 1	SECTOR 2	LAP TIME	MPH	DIFF	TIME OF DAY	
1 -		30.554	1:15.535	69.39	6.403	12:17:45.962	
2 -	38.698	30.876	1:09.574 (3)	75.33	0.442	12:18:55.536	
3 -	38.820	31.196	1:10.016	74.86	0.884	12:20:05.552	
4 -	38.671	30.461	1:09.132 (1)	75.82		12:21:14.684	
5 -	38.624	30.689	1:09.313 (2)	75.62	0.181	12:22:23.997	

P14 4 U		Hayden KILLWORTH		Suzuki GSXR 1000 - GreenPlantUK - H11xy - Helmet City			
IDEAL LAP TIME : 1:09.008		BEST LAP TIME : 1:09.179		DIFFERENCE : 0.171			
LAP	SECTOR 1	SECTOR 2	LAP TIME	MPH	DIFF	TIME OF DAY	
1 -		31.151	1:18.397	66.85	9.218	12:17:48.824	
2 -	39.647	30.189	1:09.836	75.05	0.657	12:18:58.660	
3 -	39.546	30.212	1:09.758 (3)	75.13	0.579	12:20:08.418	
4 -	39.450	29.998	1:09.448 (2)	75.47	0.269	12:21:17.866	
5 -	39.010	30.169	1:09.179 (1)	75.76		12:22:27.045	

P15 66 U		Brett PRICE		Yamaha R1 -			
IDEAL LAP TIME : 1:08.842		BEST LAP TIME : 1:08.950		DIFFERENCE : 0.108			
LAP	SECTOR 1	SECTOR 2	LAP TIME	MPH	DIFF	TIME OF DAY	
1 -		31.169	1:17.311	67.79	8.361	12:17:47.738	
2 -	38.814	30.136	1:08.950 (1)	76.02		12:18:56.688	
3 -	39.137	30.838	1:09.975 (3)	74.90	1.025	12:20:06.663	
4 -	38.706	30.788	1:09.494 (2)	75.42	0.544	12:21:16.157	
5 -	39.538	31.644	1:11.182	73.63	2.232	12:22:27.339	

P16 89 E		Daryl SKINNS		Suzuki GSXR 750 - Indoor Climate Systems UK LTD			
IDEAL LAP TIME : 1:16.243		BEST LAP TIME : 1:16.243		DIFFERENCE : 0.000			
LAP	SECTOR 1	SECTOR 2	LAP TIME	MPH	DIFF	TIME OF DAY	
1 -		34.155	1:23.610	62.69	7.367	12:17:54.037	
2 -	43.567	1:03.425	1:46.992 (3)	48.99	30.749	12:19:41.029	
3 -	48.116	34.676	1:22.792 (2)	63.31	6.549	12:21:03.821	
4 -	43.453	32.790	1:16.243 (1)	68.74		12:22:20.064	

P17 53 U		Seamus McGLYNN		- S and D Build and Design Ltd			
IDEAL LAP TIME :		BEST LAP TIME :		DIFFERENCE :			
LAP	SECTOR 1	SECTOR 2	LAP TIME	MPH	DIFF	TIME OF DAY	
1 -		28.775	1:09.966	74.91		12:17:40.393	

BMCRC - MRO Championships 2024 - Rnd 2 @ Pembrey

BMCRC Thunderbike Ultra & Extreme

RACE 4 - BEST SECTORS

SECTOR 1			SECTOR 2			IDEAL / BEST COMPARISON						
POS	NO	NAME	TIME	NO	NAME	TIME	POS	NO	NAME	IDEAL	BEST	DIFF
									PERFECT LAP	1:03.241		
1	99	BUTTERWORTH	35.403	35	DAVIES	27.838	1	35	DAVIES	1:03.560	1:03.784	0.224
2	35	DAVIES	35.722	800	CREASEY	27.887	2	99	BUTTERWORTH	1:03.613	1:03.639	0.026
3	19	DONOVAN	35.872	19	DONOVAN	27.914	3	19	DONOVAN	1:03.786	1:04.455	0.669
4	800	CREASEY	35.998	99	BUTTERWORTH	28.210	4	800	CREASEY	1:03.885	1:03.891	0.006
5	169	SMITH	37.100	20	SWYER	28.733	5	169	SMITH	1:05.925	1:05.995	0.070
6	78	THOMAS	37.243	53	McGLYNN	28.775	6	20	SWYER	1:06.523	1:06.740	0.217
7	152	GOLDSMITH	37.526	169	SMITH	28.825	7	152	GOLDSMITH	1:06.579	1:06.637	0.058
8	17	KILLWORTH	37.556	152	GOLDSMITH	29.053	8	78	THOMAS	1:06.602	1:07.093	0.491
9	20	SWYER	37.790	17	KILLWORTH	29.114	9	17	KILLWORTH	1:06.670	1:06.988	0.318
10	48	WALLIS	38.044	78	THOMAS	29.359	10	48	WALLIS	1:07.639	1:07.639	0.000
11	118	CORKETT	38.166	48	WALLIS	29.595	11	118	CORKETT	1:08.022	1:08.160	0.138
12	460	GATES	38.440	460	GATES	29.694	12	460	GATES	1:08.134	1:08.310	0.176
13	85	WOOD	38.624	118	CORKETT	29.856	13	66	PRICE	1:08.842	1:08.950	0.108
14	66	PRICE	38.706	4	KILLWORTH	29.998	14	4	KILLWORTH	1:09.008	1:09.179	0.171
15	4	KILLWORTH	39.010	66	PRICE	30.136	15	85	WOOD	1:09.085	1:09.132	0.047
16	89	SKINNS	43.453	85	WOOD	30.461	16	89	SKINNS	1:16.243	1:16.243	0.000
17				89	SKINNS	32.790	17	53	McGLYNN			

BMCRC - MRO Championships 2024 - Rnd 2 @ Pembrey

BMCRC Thunderbike Ultra & Extreme

RACE 4 - STATISTICS

Competitors Started	17
Planned Start	2024-04-13 @ 12:11:00.000
Actual Start	2024-04-13 @ 12:16:30.426
Finish Time	2024-04-13 @ 12:21:56.961
Track Length	1.4560mi.
Total Laps	80
Total Distance Covered	116.4800mi.

Session Fastest Lap History

NO	CL	NAME	LAP TIME	TIME OF DAY	LAP	VEHICLE
35	E	Tony DAVIES	1:04.863	12:18:45.493	2	Yamaha YZF 750
35	E	Tony DAVIES	1:03.784	12:19:49.278	3	Yamaha YZF 750
99	U	Steven BUTTERWORTH	1:03.639	12:22:00.693	5	Yamaha R1

Session Leader History

NO	CL	NAME	FROM LAP	LAPS LED	DISTANCE	VEHICLE
99	U	Steven BUTTERWORTH	1	1	1.45 miles	Yamaha R1
35	E	Tony DAVIES	2	4	5.82 miles	Yamaha YZF 750

Flag History

TYPE	TIME OF DAY
GREEN	12:16:30.426
FINISH	12:21:56.961

Flag Statistics

TYPE	COUNT	TOTAL LAPS	TOTAL TIME
Green	1	5	6:01.376
Red	0	0	0.000
Safety Car	0	0	0.000
FCY	0	0	0.000

BMCRC - MRO Championships 2024 - Rnd 2 @ Pembrey

BMCRC Thunderbike Ultra & Extreme

RACE 4 - STATISTICS

CLASS : E

5 Starters

Fastest Lap History

NO	NAME	LAP TIME	TIME OF DAY	LAP	VEHICLE
35	Tony DAVIES	1:04.863	12:18:45.493	2	Yamaha YZF 750
35	Tony DAVIES	1:03.784	12:19:49.278	3	Yamaha YZF 750

Leader History

NO	NAME	FROM LAP	LAPS LED	DISTANCE	VEHICLE
35	Tony DAVIES	1	5	7.28 miles	Yamaha YZF 750

BMCRC - MRO Championships 2024 - Rnd 2 @ Pembrey

BMCRC Thunderbike Ultra & Extreme

RACE 4 - STATISTICS

CLASS : U

12 Starters

Fastest Lap History

NO	NAME	LAP TIME	TIME OF DAY	LAP	VEHICLE
800	Morgan CREASEY	1:05.655	12:18:45.612	2	Suzuki GSXR 1000 K7
19	Tyler DONOVAN	1:05.099	12:18:45.794	2	Kawasaki ZX10R
19	Tyler DONOVAN	1:04.811	12:19:50.605	3	Kawasaki ZX10R
99	Steven BUTTERWORTH	1:04.062	12:19:52.689	3	Yamaha R1
800	Morgan CREASEY	1:03.891	12:20:54.739	4	Suzuki GSXR 1000 K7
99	Steven BUTTERWORTH	1:03.639	12:22:00.693	5	Yamaha R1

Leader History

NO	NAME	FROM LAP	LAPS LED	DISTANCE	VEHICLE
99	Steven BUTTERWORTH	1	1	1.45 miles	Yamaha R1
800	Morgan CREASEY	2	1	1.45 miles	Suzuki GSXR 1000 K7
19	Tyler DONOVAN	3	1	1.45 miles	Kawasaki ZX10R
800	Morgan CREASEY	4	2	2.91 miles	Suzuki GSXR 1000 K7



BMCRC - MRO Championships 2024 - Rnd 2 @ Pembrey
BMCRC Thunderbike Ultra & Extreme
RACE 13 - GRID (8 Laps)

ROW 7	1		1		19	90	Jack WOLFF
ROW 6	18	77	David MAY	17	89	Daryl SKINNS	1:16.243
				16	4	Hayden KILLWORTH	1:09.179
ROW 5				15	85	Clinton WOOD	1:09.132
				14	66	Brett PRICE	1:08.950
				13	460	Simon GATES	1:08.310
ROW 4	12	53	Seamus McGLYNN	11	118	Darren CORKETT	1:08.160
				10	48	Shaun WALLIS	1:07.639
ROW 3				9	78	Jamie THOMAS	1:07.093
				8	17	Jordan KILLWORTH	1:06.988
				7	20	Connor SWYER	1:06.740
ROW 2				6	152	Sean GOLDSMITH	1:06.637
				5	169	Cory SMITH	1:05.995
				4	19	Tyler DONOVAN	1:04.455
ROW 1				3	800	Morgan CREASEY	1:03.891
				2	35	Tony DAVIES	1:03.784
				1	99	Steven BUTTERWORTH	1:03.639
							Pole

These results are provisional until the conclusion of any judicial and technical matters.

Pembrey National: 1.4560 miles

Clerk Of Course:	Stewards:	Timekeeper:	<i>Craig Smith</i>	
------------------	-----------	-------------	--------------------	--

Results can be found at www.tsl-timing.com

Printed - 12:24 Saturday, 13 April 2024





BMCRC - MRO Championships 2024 - Rnd 2 @ Pembrey

BMCRC Thunderbike Ultra & Extreme

RACE 13 - CLASSIFICATION

Race Distance: 8 Laps / 11.64 miles

POS	NO	CL	PIC	NAME	ENTRY	LAPS	TIME	GAP	DIFF	MPH	BEST	ON	GRD	↑↓
1	99	U	1	Steven BUTTERWORTH	Yamaha R1 -	8	8:20.961			83.70	1:01.314	2	1	0
2	800	U	2	Morgan CREASEY	Suzuki GSXR 1000 K7 - Warics Ltd	8	8:29.067	8.106	8.106	82.37	1:02.517	3	3	1
3	35	E	1	Tony DAVIES	Yamaha YZF 750 -	8	8:35.462	14.501	6.395	81.34	1:03.307	8	2	-1
4	77	E	2	David MAY	Suzuki GSXR 750 K1 - Orchard cooling/ team Silver Arrows	8	8:35.703	14.742	0.241	81.31	1:02.913	6	18	14
5	19	U	3	Tyler DONOVAN	Kawasaki ZX10R - Tinder Corp	8	8:36.839	15.878	1.136	81.13	1:02.957	8	4	-1
6	78	U	4	Jamie THOMAS	Suzuki GSXR 1000 - Team RubyRacing	8	8:37.040	16.079	0.201	81.10	1:03.547	8	9	3
7	17	U	5	Jordan KILLWORTH	Kawasaki ZX10R - BK Racing / Rabbit	8	8:47.003	26.042	9.963	79.56	1:04.185	7	8	1
8	53	U	6	Seamus McGLYNN	- S and D Build and Design Ltd	8	8:47.259	26.298	0.256	79.52	1:04.419	2	12	4
9	118	E	3	Darren CORKETT	Suzuki GSXR 750 - Jackson & Phillips	8	8:47.557	26.596	0.298	79.48	1:04.322	5	11	2
10	85	U	7	Clinton WOOD	Suzuki GSXR1000 - Clinton Wood	8	8:48.006	27.045	0.449	79.41	1:04.085	5	15	5
11	46	U	8	Simon GATES	Yamaha YZF R1 - T.A Roden LTD / Canine Plus Hydro	8	8:53.670	32.709	5.664	78.57	1:04.962	5	13	2
12	152	E	4	Sean GOLDSMITH	Kawasaki ZX7R - Vanguard motorsport	8	8:58.405	37.444	4.735	77.88	1:05.940	8	6	-6
13	66	U	9	Brett PRICE	Yamaha R1 -	8	8:58.744	37.783	0.339	77.83	1:05.584	8	14	1
14	169	U	10	Cory SMITH	Suzuki K1 1000 -	8	8:59.161	38.200	0.417	77.77	1:05.216	5	5	-9
15	4	U	11	Hayden KILLWORTH	Suzuki GSXR 1000 - GreenPlantUK - H11xy - Helmet City	8	9:02.481	41.520	3.320	77.29	1:05.985	7	16	1
16	20	U	12	Connor SWYER	Suzuki GSXR 1000 K6 - WSC Performance & Lleithyr Farm &	8	9:02.701	41.740	0.220	77.26	1:06.050	7	7	-9
17	48	E	5	Shaun WALLIS	Yamaha R6 - MBC Despatch Racing	8	9:03.270	42.309	0.569	77.18	1:05.982	5	10	-7
18	89	E	6	Daryl SKINNS	Suzuki GSXR 750 - Indoor Climate Systems UK LTD	7	8:47.777	1 Lap	1 Lap	69.52	1:13.379	5	17	-1

FASTEST LAP

99	U	Steven BUTTERWORTH	Yamaha R1 -	2	1:01.314	85.48 mph	137.57 kph
77	E	David MAY	Suzuki GSXR 750 K1 - Orchard cooling/ team Silver Arrows	6	1:02.913	83.31 mph	134.08 kph

Weather / Track : Cloudy / Dry

Date: 13/04/2024 Start: 16:00 Finish: 16:08

These results are provisional until the conclusion of any judicial and technical matters.

Pembrey National: 1.4560 miles

Clerk Of Course:	Stewards:	Timekeeper: Craig Smith	
------------------	-----------	-------------------------	--

Results can be found at www.tsl-timing.com

Printed - 16:10 Saturday, 13 April 2024



BMCRC - MRO Championships 2024 - Rnd 2 @ Pembrey

BMCRC Thunderbike Ultra & Extreme

RACE 13 - LAP CHART

LAP 1 @ 16:01:36.120			LAP 4 @ 16:04:41.048			LAP 7 @ 16:07:46.490		
NO	BEHIND	LAP TIME	NO	BEHIND	LAP TIME	NO	BEHIND	LAP TIME
99		1:05.957	99		1:01.667	99		1:01.971
800	2.072	1:08.029	800	5.312	1:02.861	800	9.730	1:03.285
35	2.948	1:08.905	35	9.473	1:04.213	77	15.625	1:03.323
19	3.760	1:09.717	78	11.548	1:03.812	35	15.828	1:04.420
53	4.223	1:10.180	77	11.754	1:03.785	89	1 Lap	1:13.427
78	5.290	1:11.247	19	11.864	1:04.445	78	17.166	1:03.748
17	5.402	1:11.359	53	13.397	1:04.866	19	17.555	1:03.744
118	5.919	1:11.876	17	17.050	1:05.556	53	23.375	1:05.387
77	6.034	1:11.991	118	17.905	1:04.537	17	25.615	1:04.185
152	7.028	1:12.985	85	19.320	1:04.595	118	26.434	1:04.609
20	7.701	1:13.658	46	21.967	1:05.155	85	27.455	1:04.837
85	8.214	1:14.171	152	23.046	1:06.307	46	31.915	1:05.353
46	8.693	1:14.650	66	24.215	1:05.832	152	36.138	1:06.082
169	8.972	1:14.929	169	25.077	1:05.996	66	36.833	1:06.197
48	10.151	1:16.108	4	26.272	1:06.406	169	37.299	1:06.393
66	10.586	1:16.543	20	26.641	1:07.066	4	39.435	1:05.985
4	11.097	1:17.054	48	27.296	1:07.063	20	39.876	1:06.050
89	16.589	1:22.546	89	55.249	1:13.716	48	40.365	1:06.086

LAP 2 @ 16:02:37.434			LAP 5 @ 16:05:42.557			LAP 8 @ 16:08:51.124		
NO	BEHIND	LAP TIME	NO	BEHIND	LAP TIME	NO	BEHIND	LAP TIME
99		1:01.314	99		1:01.509	99		1:04.634
800	3.548	1:02.790	800	6.781	1:02.978	800	8.106	1:03.010
35	5.225	1:03.591	35	11.831	1:03.867	35	14.501	1:03.307
19	6.930	1:04.484	77	13.322	1:03.077	77	14.742	1:03.751
53	7.328	1:04.419	78	13.766	1:03.727	19	15.878	1:02.957
78	7.581	1:03.605	19	14.303	1:03.948	78	16.079	1:03.547
77	8.424	1:03.704	53	16.549	1:04.661	17	26.042	1:05.061
17	9.296	1:05.208	17	20.419	1:04.878	53	26.298	1:07.557
118	10.947	1:06.342	118	20.718	1:04.322	118	26.596	1:04.796
152	13.419	1:07.705	85	21.896	1:04.085	89	1 Lap	1:14.837
85	13.570	1:06.670	46	25.420	1:04.962	85	27.045	1:04.224
46	14.322	1:06.943	152	27.766	1:06.229	46	32.709	1:05.428
20	14.836	1:08.449	66	28.529	1:05.823	152	37.444	1:05.940
169	14.962	1:07.304	169	28.784	1:05.216	66	37.783	1:05.584
66	15.428	1:06.156	4	30.814	1:06.051	169	38.200	1:05.535
48	16.140	1:07.303	20	31.315	1:06.183	4	41.520	1:06.719
4	16.918	1:07.135	48	31.769	1:05.982	20	41.740	1:06.498
89	31.038	1:15.763				48	42.309	1:06.578

LAP 3 @ 16:03:39.381			LAP 6 @ 16:06:44.519		
NO	BEHIND	LAP TIME	NO	BEHIND	LAP TIME
99		1:01.947	99		1:01.962
800	4.118	1:02.517	89	1 Lap	1:13.379
35	6.927	1:03.649	800	8.416	1:03.597
19	9.086	1:04.103	35	13.379	1:03.510
78	9.403	1:03.769	77	14.273	1:02.913
77	9.636	1:03.159	78	15.389	1:03.585
53	10.198	1:04.817	19	15.782	1:03.441
17	13.161	1:05.812	53	19.959	1:05.372
118	15.035	1:06.035	17	23.401	1:04.944
85	16.392	1:04.769	118	23.796	1:05.040
152	18.406	1:06.934	85	24.589	1:04.655
46	18.479	1:06.104	46	28.533	1:05.075
66	20.050	1:06.569	152	32.027	1:06.223
169	20.748	1:07.733	66	32.607	1:06.040
20	21.242	1:08.353	169	32.877	1:06.055
4	21.533	1:06.562	4	35.421	1:06.569
48	21.900	1:07.707	20	35.797	1:06.444
89	43.200	1:14.109	48	36.250	1:06.443

Weather / Track : Cloudy / Dry

Results can be found at www.tsl-timing.com

Pembrey National: 1.4560 miles
Date: 13/04/2024 Start: 16:00 Finish: 16:08

Printed - 16:10 Saturday, 13 April 2024

BMCRC - MRO Championships 2024 - Rnd 2 @ Pembrey

BMCRC Thunderbike Ultra & Extreme

RACE 13 - POSITION CHART

No	Name	Lap								
		Pos	1	2	3	4	5	6	7	8
99	BUTTERWORTH	1	99	99	99	99	99	99	99	99
35	DAVIES	2	800	800	800	800	800	800	800	800
800	CREASEY	3	35	35	35	35	35	35	77	35
19	DONOVAN	4	19	19	19	78	77	77	35	77
169	SMITH	5	53	53	78	77	78	78	78	19
152	GOLDSMITH	6	78	78	77	19	19	19	19	78
20	SWYER	7	17	77	53	53	53	53	53	17
17	KILLWORTH	8	118	17	17	17	17	17	17	53
78	THOMAS	9	77	118	118	118	118	118	118	118
48	WALLIS	10	152	152	85	85	85	85	85	85
118	CORKETT	11	20	85	152	46	46	46	46	46
53	McGLYNN	12	85	46	46	152	152	152	152	152
46	GATES	13	46	20	66	66	66	66	66	66
66	PRICE	14	169	169	169	169	169	169	169	169
85	WOOD	15	48	66	20	4	4	4	4	4
4	KILLWORTH	16	66	48	4	20	20	20	20	20
89	SKINNS	17	4	4	48	48	48	48	48	48
77	MAY	18	89	89	89	89	89	89	89	89

BMCRC - MRO Championships 2024 - Rnd 2 @ Pembrey

BMCRC Thunderbike Ultra & Extreme

RACE 13 - SECTOR ANALYSIS



SECTOR 1 = FL to I1, SECTOR 2 = I1 to FL, DIFF = Difference To Personal Best Lap, P = Crossed Finish Line in Pit Lane, D = Time Disallowed

P1 99 U		Steven BUTTERWORTH		Yamaha R1 -		
IDEAL LAP TIME : 1:01.076		BEST LAP TIME : 1:01.314		DIFFERENCE : 0.238		
LAP	SECTOR 1	SECTOR 2	LAP TIME	MPH	DIFF	TIME OF DAY
1 -		27.235	1:05.957	79.46	4.643	16:01:36.120
2 -	34.376	26.938	1:01.314 (1)	85.48		16:02:37.434
3 -	34.688	27.259	1:01.947	84.61	0.633	16:03:39.381
4 -	34.291	27.376	1:01.667 (3)	84.99	0.353	16:04:41.048
5 -	34.138	27.371	1:01.509 (2)	85.21	0.195	16:05:42.557
6 -	34.707	27.255	1:01.962	84.59	0.648	16:06:44.519
7 -	34.559	27.412	1:01.971	84.58	0.657	16:07:46.490
8 -	35.230	29.404	1:04.634	81.09	3.320	16:08:51.124

P2 800 U		Morgan CREASEY		Suzuki GSXR 1000 K7 - Warics Ltd		
IDEAL LAP TIME : 1:02.341		BEST LAP TIME : 1:02.517		DIFFERENCE : 0.176		
LAP	SECTOR 1	SECTOR 2	LAP TIME	MPH	DIFF	TIME OF DAY
1 -		27.857	1:08.029	77.04	5.512	16:01:38.192
2 -	34.907	27.883	1:02.790 (2)	83.47	0.273	16:02:40.982
3 -	35.080	27.437	1:02.517 (1)	83.84		16:03:43.499
4 -	34.904	27.957	1:02.861 (3)	83.38	0.344	16:04:46.360
5 -	35.500	27.478	1:02.978	83.22	0.461	16:05:49.338
6 -	35.682	27.915	1:03.597	82.41	1.080	16:06:52.935
7 -	35.668	27.617	1:03.285	82.82	0.768	16:07:56.220
8 -	35.437	27.573	1:03.010	83.18	0.493	16:08:59.230

P3 35 E		Tony DAVIES		Yamaha YZF 750 -		
IDEAL LAP TIME : 1:03.085		BEST LAP TIME : 1:03.307		DIFFERENCE : 0.222		
LAP	SECTOR 1	SECTOR 2	LAP TIME	MPH	DIFF	TIME OF DAY
1 -		28.042	1:08.905	76.06	5.598	16:01:39.068
2 -	35.533	28.058	1:03.591 (3)	82.42	0.284	16:02:42.659
3 -	35.201	28.448	1:03.649	82.35	0.342	16:03:46.308
4 -	35.806	28.407	1:04.213	81.62	0.906	16:04:50.521
5 -	35.531	28.336	1:03.867	82.07	0.560	16:05:54.388
6 -	35.420	28.090	1:03.510 (2)	82.53	0.203	16:06:57.898
7 -	35.484	28.936	1:04.420	81.36	1.113	16:08:02.318
8 -	35.423	27.884	1:03.307 (1)	82.79		16:09:05.625

P4 77 E		David MAY		Suzuki GSXR 750 K1 - Orchard cooling/ team Silver Arrows		
IDEAL LAP TIME : 1:02.432		BEST LAP TIME : 1:02.913		DIFFERENCE : 0.481		
LAP	SECTOR 1	SECTOR 2	LAP TIME	MPH	DIFF	TIME OF DAY
1 -		28.102	1:11.991	72.80	9.078	16:01:42.154
2 -	35.729	27.975	1:03.704	82.28	0.791	16:02:45.858
3 -	35.213	27.946	1:03.159 (3)	82.99	0.246	16:03:49.017
4 -	35.747	28.038	1:03.785	82.17	0.872	16:04:52.802
5 -	35.056	28.021	1:03.077 (2)	83.09	0.164	16:05:55.879
6 -	35.235	27.678	1:02.913 (1)	83.31		16:06:58.792
7 -	34.754	28.569	1:03.323	82.77	0.410	16:08:02.115
8 -	35.254	28.497	1:03.751	82.21	0.838	16:09:05.866

P5 19 U		Tyler DONOVAN		Kawasaki ZX10R - Tinder Corp		
IDEAL LAP TIME : 1:02.957		BEST LAP TIME : 1:02.957		DIFFERENCE : 0.000		
LAP	SECTOR 1	SECTOR 2	LAP TIME	MPH	DIFF	TIME OF DAY
1 -		29.243	1:09.717	75.18	6.760	16:01:39.880
2 -	36.161	28.323	1:04.484	81.28	1.527	16:02:44.364
3 -	35.935	28.168	1:04.103	81.76	1.146	16:03:48.467
4 -	36.203	28.242	1:04.445	81.33	1.488	16:04:52.912
5 -	35.828	28.120	1:03.948	81.96	0.991	16:05:56.860
6 -	35.687	27.754	1:03.441 (2)	82.62	0.484	16:07:00.301
7 -	35.615	28.129	1:03.744 (3)	82.22	0.787	16:08:04.045
8 -	35.476	27.481	1:02.957 (1)	83.25		16:09:07.002

BMCRC - MRO Championships 2024 - Rnd 2 @ Pembrey

BMCRC Thunderbike Ultra & Extreme

RACE 13 - SECTOR ANALYSIS



SECTOR 1 = FL to I1, SECTOR 2 = I1 to FL, DIFF = Difference To Personal Best Lap, P = Crossed Finish Line in Pit Lane, D = Time Disallowed

P6 78 U		Jamie THOMAS		Suzuki GSXR 1000 - Team RubyRacing		
IDEAL LAP TIME : 1:03.382		BEST LAP TIME : 1:03.547		DIFFERENCE : 0.165		
LAP	SECTOR 1	SECTOR 2	LAP TIME	MPH	DIFF	TIME OF DAY
1 -		28.225	1:11.247	73.56	7.700	16:01:41.410
2 -	35.722	27.883	1:03.605 (3)	82.40	0.058	16:02:45.015
3 -	35.688	28.081	1:03.769	82.19	0.222	16:03:48.784
4 -	35.699	28.113	1:03.812	82.14	0.265	16:04:52.596
5 -	35.499	28.228	1:03.727	82.25	0.180	16:05:56.323
6 -	35.660	27.925	1:03.585 (2)	82.43	0.038	16:06:59.908
7 -	35.569	28.179	1:03.748	82.22	0.201	16:08:03.656
8 -	35.659	27.888	1:03.547 (1)	82.48		16:09:07.203

P7 17 U		Jordan KILLWORTH		Kawasaki ZX10R - BK Racing / Rabbit		
IDEAL LAP TIME : 1:04.185		BEST LAP TIME : 1:04.185		DIFFERENCE : 0.000		
LAP	SECTOR 1	SECTOR 2	LAP TIME	MPH	DIFF	TIME OF DAY
1 -		29.178	1:11.359	73.45	7.174	16:01:41.522
2 -	36.692	28.516	1:05.208	80.38	1.023	16:02:46.730
3 -	36.730	29.082	1:05.812	79.64	1.627	16:03:52.542
4 -	36.552	29.004	1:05.556	79.95	1.371	16:04:58.098
5 -	36.398	28.480	1:04.878 (2)	80.79	0.693	16:06:02.976
6 -	36.289	28.655	1:04.944 (3)	80.70	0.759	16:07:07.920
7 -	35.956	28.229	1:04.185 (1)	81.66		16:08:12.105
8 -	36.147	28.914	1:05.061	80.56	0.876	16:09:17.166

P8 53 U		Seamus McGLYNN		- S and D Build and Design Ltd		
IDEAL LAP TIME : 1:03.990		BEST LAP TIME : 1:04.419		DIFFERENCE : 0.429		
LAP	SECTOR 1	SECTOR 2	LAP TIME	MPH	DIFF	TIME OF DAY
1 -		28.533	1:10.180	74.68	5.761	16:01:40.343
2 -	36.538	27.881	1:04.419 (1)	81.36		16:02:44.762
3 -	36.639	28.178	1:04.817 (3)	80.86	0.398	16:03:49.579
4 -	36.449	28.417	1:04.866	80.80	0.447	16:04:54.445
5 -	36.109	28.552	1:04.661 (2)	81.06	0.242	16:05:59.106
6 -	36.530	28.842	1:05.372	80.18	0.953	16:07:04.478
7 -	36.498	28.889	1:05.387	80.16	0.968	16:08:09.865
8 -	37.534	30.023	1:07.557	77.58	3.138	16:09:17.422

P9 118 E		Darren CORKETT		Suzuki GSXR 750 - Jackson & Phillips		
IDEAL LAP TIME : 1:03.870		BEST LAP TIME : 1:04.322		DIFFERENCE : 0.452		
LAP	SECTOR 1	SECTOR 2	LAP TIME	MPH	DIFF	TIME OF DAY
1 -		28.231	1:11.876	72.92	7.554	16:01:42.039
2 -	36.422	29.920	1:06.342	79.00	2.020	16:02:48.381
3 -	36.407	29.628	1:06.035	79.37	1.713	16:03:54.416
4 -	36.051	28.486	1:04.537 (2)	81.21	0.215	16:04:58.953
5 -	36.037	28.285	1:04.322 (1)	81.49		16:06:03.275
6 -	36.212	28.828	1:05.040	80.59	0.718	16:07:08.315
7 -	35.877	28.732	1:04.609 (3)	81.12	0.287	16:08:12.924
8 -	35.639	29.157	1:04.796	80.89	0.474	16:09:17.720

P10 85 U		Clinton WOOD		Suzuki GSXR1000 - Clinton Wood		
IDEAL LAP TIME : 1:03.960		BEST LAP TIME : 1:04.085		DIFFERENCE : 0.125		
LAP	SECTOR 1	SECTOR 2	LAP TIME	MPH	DIFF	TIME OF DAY
1 -		29.004	1:14.171	70.66	10.086	16:01:44.334
2 -	37.810	28.860	1:06.670	78.62	2.585	16:02:51.004
3 -	36.208	28.561	1:04.769	80.92	0.684	16:03:55.773
4 -	36.080	28.515	1:04.595 (3)	81.14	0.510	16:05:00.368
5 -	35.952	28.133	1:04.085 (1)	81.79		16:06:04.453
6 -	36.035	28.620	1:04.655	81.07	0.570	16:07:09.108
7 -	36.406	28.431	1:04.837	80.84	0.752	16:08:13.945
8 -	35.827	28.397	1:04.224 (2)	81.61	0.139	16:09:18.169

BMCRC - MRO Championships 2024 - Rnd 2 @ Pembrey

BMCRC Thunderbike Ultra & Extreme

RACE 13 - SECTOR ANALYSIS



SECTOR 1 = FL to I1, SECTOR 2 = I1 to FL, DIFF = Difference To Personal Best Lap, P = Crossed Finish Line in Pit Lane, D = Time Disallowed

P11 46 U		Simon GATES		Yamaha YZF R1 - T.A Roden LTD / Canine Plus Hydro			
IDEAL LAP TIME : 1:04.916		BEST LAP TIME : 1:04.962		DIFFERENCE : 0.046			
LAP	SECTOR 1	SECTOR 2	LAP TIME	MPH	DIFF	TIME OF DAY	
1 -		29.264	1:14.650	70.21	9.688	16:01:44.813	
2 -	37.938	29.005	1:06.943	78.29	1.981	16:02:51.756	
3 -	36.770	29.334	1:06.104	79.29	1.142	16:03:57.860	
4 -	36.472	28.683	1:05.155 (3)	80.44	0.193	16:05:03.015	
5 -	36.450	28.512	1:04.962 (1)	80.68		16:06:07.977	
6 -	36.404	28.671	1:05.075 (2)	80.54	0.113	16:07:13.052	
7 -	36.435	28.918	1:05.353	80.20	0.391	16:08:18.405	
8 -	36.643	28.785	1:05.428	80.11	0.466	16:09:23.833	

P12 152 E		Sean GOLDSMITH		Kawasaki ZX7R - Vanguard motorsport			
IDEAL LAP TIME : 1:05.719		BEST LAP TIME : 1:05.940		DIFFERENCE : 0.221			
LAP	SECTOR 1	SECTOR 2	LAP TIME	MPH	DIFF	TIME OF DAY	
1 -		29.519	1:12.985	71.81	7.045	16:01:43.148	
2 -	38.171	29.534	1:07.705	77.41	1.765	16:02:50.853	
3 -	37.345	29.589	1:06.934	78.30	0.994	16:03:57.787	
4 -	37.273	29.034	1:06.307	79.05	0.367	16:05:04.094	
5 -	37.091	29.138	1:06.229	79.14	0.289	16:06:10.323	
6 -	36.984	29.239	1:06.223 (3)	79.15	0.283	16:07:16.546	
7 -	37.009	29.073	1:06.082 (2)	79.31	0.142	16:08:22.628	
8 -	36.685	29.255	1:05.940 (1)	79.49		16:09:28.568	

P13 66 U		Brett PRICE		Yamaha R1 -			
IDEAL LAP TIME : 1:05.502		BEST LAP TIME : 1:05.584		DIFFERENCE : 0.082			
LAP	SECTOR 1	SECTOR 2	LAP TIME	MPH	DIFF	TIME OF DAY	
1 -		30.188	1:16.543	68.47	10.959	16:01:46.706	
2 -	37.287	28.869	1:06.156	79.23	0.572	16:02:52.862	
3 -	37.645	28.924	1:06.569	78.73	0.985	16:03:59.431	
4 -	36.987	28.845	1:05.832 (3)	79.62	0.248	16:05:05.263	
5 -	36.657	29.166	1:05.823 (2)	79.63	0.239	16:06:11.086	
6 -	36.870	29.170	1:06.040	79.37	0.456	16:07:17.126	
7 -	37.341	28.856	1:06.197	79.18	0.613	16:08:23.323	
8 -	36.735	28.849	1:05.584 (1)	79.92		16:09:28.907	

P14 169 U		Cory SMITH		Suzuki K1 1000 -			
IDEAL LAP TIME : 1:05.082		BEST LAP TIME : 1:05.216		DIFFERENCE : 0.134			
LAP	SECTOR 1	SECTOR 2	LAP TIME	MPH	DIFF	TIME OF DAY	
1 -		29.032	1:14.929	69.95	9.713	16:01:45.092	
2 -	37.855	29.449	1:07.304	77.87	2.088	16:02:52.396	
3 -	38.651	29.082	1:07.733	77.38	2.517	16:04:00.129	
4 -	37.002	28.994	1:05.996 (3)	79.42	0.780	16:05:06.125	
5 -	36.150	29.066	1:05.216 (1)	80.37		16:06:11.341	
6 -	36.836	29.219	1:06.055	79.35	0.839	16:07:17.396	
7 -	37.284	29.109	1:06.393	78.94	1.177	16:08:23.789	
8 -	36.603	28.932	1:05.535 (2)	79.98	0.319	16:09:29.324	

P15 4 U		Hayden KILLWORTH		Suzuki GSXR 1000 - GreenPlantUK - H11xy - Helmet City			
IDEAL LAP TIME : 1:05.934		BEST LAP TIME : 1:05.985		DIFFERENCE : 0.051			
LAP	SECTOR 1	SECTOR 2	LAP TIME	MPH	DIFF	TIME OF DAY	
1 -		30.313	1:17.054	68.02	11.069	16:01:47.217	
2 -	37.995	29.140	1:07.135	78.07	1.150	16:02:54.352	
3 -	37.493	29.069	1:06.562	78.74	0.577	16:04:00.914	
4 -	37.575	28.831	1:06.406 (3)	78.93	0.421	16:05:07.320	
5 -	37.241	28.810	1:06.051 (2)	79.35	0.066	16:06:13.371	
6 -	37.507	29.062	1:06.569	78.73	0.584	16:07:19.940	
7 -	37.292	28.693	1:05.985 (1)	79.43		16:08:25.925	
8 -	37.544	29.175	1:06.719	78.56	0.734	16:09:32.644	

BMCRC - MRO Championships 2024 - Rnd 2 @ Pembrey

BMCRC Thunderbike Ultra & Extreme

RACE 13 - SECTOR ANALYSIS



SECTOR 1 = FL to I1, SECTOR 2 = I1 to FL, DIFF = Difference To Personal Best Lap, P = Crossed Finish Line in Pit Lane, D = Time Disallowed

P16 20 U		Connor SWYER		Suzuki GSXR 1000 K6 - WSC Performace & Lleithyr Farm & Da			
IDEAL LAP TIME : 1:06.003		BEST LAP TIME : 1:06.050		DIFFERENCE : 0.047			
LAP	SECTOR 1	SECTOR 2	LAP TIME	MPH	DIFF	TIME OF DAY	
1 -		29.449	1:13.658	71.16	7.608	16:01:43.821	
2 -	38.739	29.710	1:08.449	76.57	2.399	16:02:52.270	
3 -	38.626	29.727	1:08.353	76.68	2.303	16:04:00.623	
4 -	38.190	28.876	1:07.066	78.15	1.016	16:05:07.689	
5 -	37.391	28.792	1:06.183 (2)	79.19	0.133	16:06:13.872	
6 -	37.464	28.980	1:06.444 (3)	78.88	0.394	16:07:20.316	
7 -	37.211	28.839	1:06.050 (1)	79.35		16:08:26.366	
8 -	37.279	29.219	1:06.498	78.82	0.448	16:09:32.864	

P17 48 E		Shaun WALLIS		Yamaha R6 - MBC Despatch Racing			
IDEAL LAP TIME : 1:05.982		BEST LAP TIME : 1:05.982		DIFFERENCE : 0.000			
LAP	SECTOR 1	SECTOR 2	LAP TIME	MPH	DIFF	TIME OF DAY	
1 -		30.398	1:16.108	68.86	10.126	16:01:46.271	
2 -	38.119	29.184	1:07.303	77.88	1.321	16:02:53.574	
3 -	37.650	30.057	1:07.707	77.41	1.725	16:04:01.281	
4 -	37.731	29.332	1:07.063	78.15	1.081	16:05:08.344	
5 -	36.937	29.045	1:05.982 (1)	79.43		16:06:14.326	
6 -	37.185	29.258	1:06.443 (3)	78.88	0.461	16:07:20.769	
7 -	37.026	29.060	1:06.086 (2)	79.31	0.104	16:08:26.855	
8 -	36.961	29.617	1:06.578	78.72	0.596	16:09:33.433	

P18 89 E		Daryl SKINNS		Suzuki GSXR 750 - Indoor Climate Systems UK LTD			
IDEAL LAP TIME : 1:12.906		BEST LAP TIME : 1:13.379		DIFFERENCE : 0.473			
LAP	SECTOR 1	SECTOR 2	LAP TIME	MPH	DIFF	TIME OF DAY	
1 -		32.756	1:22.546	63.49	9.167	16:01:52.709	
2 -	43.008	32.755	1:15.763	69.18	2.384	16:03:08.472	
3 -	42.052	32.057	1:14.109	70.72	0.730	16:04:22.581	
4 -	41.749	31.967	1:13.716 (3)	71.10	0.337	16:05:36.297	
5 -	41.754	31.625	1:13.379 (1)	71.43		16:06:49.676	
6 -	41.281	32.146	1:13.427 (2)	71.38	0.048	16:08:03.103	
7 -	42.724	32.113	1:14.837	70.04	1.458	16:09:17.940	

BMCRC - MRO Championships 2024 - Rnd 2 @ Pembrey

BMCRC Thunderbike Ultra & Extreme

RACE 13 - BEST SECTORS

SECTOR 1			SECTOR 2			IDEAL / BEST COMPARISON						
POS	NO	NAME	TIME	NO	NAME	TIME	POS	NO	NAME	IDEAL	BEST	DIFF
									PERFECT LAP	1:01.076		
1	99	BUTTERWORTH	34.138	99	BUTTERWORTH	26.938	1	99	BUTTERWORTH	1:01.076	1:01.314	0.238
2	77	MAY	34.754	800	CREASEY	27.437	2	800	CREASEY	1:02.341	1:02.517	0.176
3	800	CREASEY	34.904	19	DONOVAN	27.481	3	77	MAY	1:02.432	1:02.913	0.481
4	35	DAVIES	35.201	77	MAY	27.678	4	19	DONOVAN	1:02.957	1:02.957	0.000
5	19	DONOVAN	35.476	53	McGLYNN	27.881	5	35	DAVIES	1:03.085	1:03.307	0.222
6	78	THOMAS	35.499	78	THOMAS	27.883	6	78	THOMAS	1:03.382	1:03.547	0.165
7	118	CORKETT	35.639	35	DAVIES	27.884	7	118	CORKETT	1:03.870	1:04.322	0.452
8	85	WOOD	35.827	85	WOOD	28.133	8	85	WOOD	1:03.960	1:04.085	0.125
9	17	KILLWORTH	35.956	17	KILLWORTH	28.229	9	53	McGLYNN	1:03.990	1:04.419	0.429
10	53	McGLYNN	36.109	118	CORKETT	28.231	10	17	KILLWORTH	1:04.185	1:04.185	0.000
11	169	SMITH	36.150	46	GATES	28.512	11	46	GATES	1:04.916	1:04.962	0.046
12	46	GATES	36.404	4	KILLWORTH	28.693	12	169	SMITH	1:05.082	1:05.216	0.134
13	66	PRICE	36.657	20	SWYER	28.792	13	66	PRICE	1:05.502	1:05.584	0.082
14	152	GOLDSMITH	36.685	66	PRICE	28.845	14	152	GOLDSMITH	1:05.719	1:05.940	0.221
15	48	WALLIS	36.937	169	SMITH	28.932	15	4	KILLWORTH	1:05.934	1:05.985	0.051
16	20	SWYER	37.211	152	GOLDSMITH	29.034	16	48	WALLIS	1:05.982	1:05.982	0.000
17	4	KILLWORTH	37.241	48	WALLIS	29.045	17	20	SWYER	1:06.003	1:06.050	0.047
18	89	SKINNS	41.281	89	SKINNS	31.625	18	89	SKINNS	1:12.906	1:13.379	0.473

BMCRC - MRO Championships 2024 - Rnd 2 @ Pembrey

BMCRC Thunderbike Ultra & Extreme

RACE 13 - STATISTICS

Competitors Started 18
Planned Start 2024-04-13 @ 16:00:00.000
Actual Start 2024-04-13 @ 16:00:30.162
Finish Time 2024-04-13 @ 16:08:51.123
Track Length 1.4560mi.
Total Laps 143
Total Distance Covered 208.2080mi.

Session Fastest Lap History

NO	CL	NAME	LAP TIME	TIME OF DAY	LAP	VEHICLE
99	U	Steven BUTTERWORTH	1:01.314	16:02:37.456	2	Yamaha R1

Session Leader History

NO	CL	NAME	FROM LAP	LAPS LED	DISTANCE	VEHICLE
99	U	Steven BUTTERWORTH	1	8	11.64 miles	Yamaha R1

Flag History

TYPE	TIME OF DAY
GREEN	16:00:30.162
FINISH	16:08:51.123

Flag Statistics

TYPE	COUNT	TOTAL LAPS	TOTAL TIME
Green	1	8	9:14.096
Red	0	0	0.000
Safety Car	0	0	0.000
FCY	0	0	0.000

BMCRC - MRO Championships 2024 - Rnd 2 @ Pembrey

BMCRC Thunderbike Ultra & Extreme

RACE 13 - STATISTICS

CLASS : E

6 Starters

Fastest Lap History

NO	NAME	LAP TIME	TIME OF DAY	LAP	VEHICLE
35	Tony DAVIES	1:03.591	16:02:42.671	2	Yamaha YZF 750
77	David MAY	1:03.159	16:03:49.028	3	Suzuki GSXR 750 K1
77	David MAY	1:03.077	16:05:55.894	5	Suzuki GSXR 750 K1
77	David MAY	1:02.913	16:06:58.804	6	Suzuki GSXR 750 K1

Leader History

NO	NAME	FROM LAP	LAPS LED	DISTANCE	VEHICLE
35	Tony DAVIES	1	6	8.73 miles	Yamaha YZF 750
77	David MAY	7	1	1.45 miles	Suzuki GSXR 750 K1
35	Tony DAVIES	8	1	1.45 miles	Yamaha YZF 750

BMCRC - MRO Championships 2024 - Rnd 2 @ Pembrey

BMCRC Thunderbike Ultra & Extreme

RACE 13 - STATISTICS

CLASS : U

12 Starters

Fastest Lap History

NO	NAME	LAP TIME	TIME OF DAY	LAP	VEHICLE
99	Steven BUTTERWORTH	1:01.314	16:02:37.456	2	Yamaha R1

Leader History

NO	NAME	FROM LAP	LAPS LED	DISTANCE	VEHICLE
99	Steven BUTTERWORTH	1	8	11.64 miles	Yamaha R1



BMCRC - MRO Championships 2024 - Rnd 2 @ Pembrey

BMCRC Thunderbike Ultra & Extreme

RACE 4 - GRID (12 Laps)

ROW 7				19	90	Jack WOLFF	
ROW 6	18	89	Daryl SKINNS 1:13.379	17	20	Connor SWYER 1:06.050	
				16	4	Hayden KILLWORTH 1:05.985	
ROW 5		15	48	Shaun WALLIS 1:05.982	14	152	Sean GOLDSMITH 1:05.940
				13	66	Brett PRICE 1:05.584	
ROW 4	12	169	Cory SMITH 1:05.216	11	46	Simon GATES 1:04.962	
				10	53	Seamus McGLYNN 1:04.419	
ROW 3		9	118	Darren CORKETT 1:04.322	8	17	Jordan KILLWORTH 1:04.185
				7	85	Clinton WOOD 1:04.085	
ROW 2	6	78	Jamie THOMAS 1:03.547	5	35	Tony DAVIES 1:03.307	
				4	19	Tyler DONOVAN 1:02.957	
ROW 1		3	77	David MAY 1:02.913	2	800	Morgan CREASEY 1:02.517
				1	99	Steven BUTTERWORTH 1:01.314	
						Pole	

These results are provisional until the conclusion of any judicial and technical matters.

Pembrey National: 1.4560 miles

Clerk Of Course:	Stewards:	Timekeeper:	<i>Craig Smith</i>	
------------------	-----------	-------------	--------------------	--

Results can be found at www.tsl-timing.com

Printed - 16:11 Saturday, 13 April 2024





BMCRC - MRO Championships 2024 - Rnd 2 @ Pembrey

BMCRC Thunderbike Ultra & Extreme

RACE 4 - CLASSIFICATION

Race Distance: 12 Laps / 17.47 miles

POS	NO	CL	PIC	NAME	ENTRY	LAPS	TIME	GAP	DIFF	MPH	BEST	ON	GRD	↑↓
1	53	U	1	Seamus McGLYNN	- S and D Build and Design Ltd	12	12:36.538			83.14	1:01.573	12	10	9
2	99	U	2	Steven BUTTERWORTH	Yamaha R1 -	12	12:39.186	2.648	2.648	82.85	1:01.065	7	1	-1
3	19	U	3	Tyler DONOVAN	Kawasaki ZX10R - Tinder Corp	12	12:41.881	5.343	2.695	82.55	1:02.870	5	4	1
4	77	E	1	David MAY	Suzuki GSXR 750 K1 - Orchard cooling/ team Silver Arrows	12	12:45.415	8.877	3.534	82.17	1:02.434	7	3	-1
5	85	U	4	Clinton WOOD	Suzuki GSXR1000 - Clinton Wood	12	12:46.695	10.157	1.280	82.03	1:02.746	9	7	2
6	35	E	2	Tony DAVIES	Yamaha YZF 750 -	12	12:51.399	14.861	4.704	81.53	1:03.222	3	5	-1
7	118	E	3	Darren CORKETT	Suzuki GSXR 750 - Jackson & Phillips	12	13:03.852	27.314	12.453	80.24	1:03.668	3	9	2
8	46	U	5	Simon GATES	Yamaha YZF R1 - T.A Roden LTD / Canine Plus Hydro	12	13:06.971	30.433	3.119	79.92	1:04.389	11	11	3
9	78	U	6	Jamie THOMAS	Suzuki GSXR 1000 - Team RubyRacing	12	13:11.913	35.375	4.942	79.42	1:04.300	3	6	-3
10	169	U	7	Cory SMITH	Suzuki K1 1000 -	12	13:12.097	35.559	0.184	79.40	1:04.564	8	12	2
11	4	U	8	Hayden KILLWORTH	Suzuki GSXR 1000 - GreenPlantUK - H11xy - Helmet City	12	13:14.247	37.709	2.150	79.19	1:04.636	3	16	5
12	20	U	9	Connor SWYER	Suzuki GSXR 1000 K6 - WSC Performance & Lleithyr Farm &	12	13:20.531	43.993	6.284	78.57	1:05.207	7	17	5
13	48	E	4	Shaun WALLIS	Yamaha R6 - MBC Despatch Racing	12	13:42.631	1:06.093	22.100	76.46	1:06.833	6	15	2

NOT CLASSIFIED

DNF	66	U		Brett PRICE	Yamaha R1 -	10	11:26.034	2 Laps	2 Laps	76.40	1:07.021	8	13	
DNF	800	U		Morgan CREASEY	Suzuki GSXR 1000 K7 - Warics Ltd	5	5:15.189	7 Laps	5 Laps	83.14	1:01.454	5	2	
DNF	17	U		Jordan KILLWORTH	Kawasaki ZX10R - BK Racing / Rabbit	3	3:19.676	9 Laps	2 Laps	78.75	1:04.369	3	8	
DNF	152	E		Sean GOLDSMITH	Kawasaki ZX7R - Vanguard motorsport	1	4:38.525	11 Laps	2 Laps	18.81				14

FASTEST LAP

	99	U		Steven BUTTERWORTH	Yamaha R1 -	7	1:01.065			85.83 mph			138.14 kph	
	77	E		David MAY	Suzuki GSXR 750 K1 - Orchard cooling/ team Silver Arrows	7	1:02.434			83.95 mph			135.11 kph	

Comments:

Class U - 92.5% of Race Speed = 76.90 mph

Class E - 92.5% of Race Speed = 76.00 mph

Weather / Track : Sunny / Dry

These results are provisional until the conclusion of any judicial and technical matters.

Date: 14/04/2024 Start: 10:20 Finish: 10:32

Pembrey National: 1.4560 miles

Clerk Of Course:	Stewards:	Timekeeper:	<i>Craig Smith</i>	
------------------	-----------	-------------	--------------------	--

Results can be found at www.tsl-timing.com

Printed - 10:38 Sunday, 14 April 2024



BMCRC - MRO Championships 2024 - Rnd 2 @ Pembrey

BMCRC Thunderbike Ultra & Extreme

RACE 4 - LAP CHART

LAP 1 @ 10:21:19.909

NO	BEHIND	LAP TIME
800		1:07.237
99	0.228	1:07.465
19	1.518	1:08.755
53	2.043	1:09.280
85	2.523	1:09.760
77	2.641	1:09.878
35	2.901	1:10.138
17	3.351	1:10.588
78	4.082	1:11.319
46	4.383	1:11.620
4	4.982	1:12.219
118	5.263	1:12.500
20	6.460	1:13.697
66	7.966	1:15.203
169	8.187	1:15.424
48	10.321	1:17.558

LAP 2 @ 10:22:22.521

NO	BEHIND	LAP TIME
800		1:02.612
99	0.275	1:02.659
19	2.131	1:03.225
53	2.814	1:03.383
85	3.607	1:03.696
77	3.847	1:03.818
35	4.543	1:04.254
17	5.458	1:04.719
78	5.889	1:04.419
118	6.993	1:04.342
46	7.395	1:05.624
4	8.398	1:06.028
20	9.668	1:05.820
169	10.871	1:05.296
66	13.986	1:08.632
48	15.713	1:08.004

LAP 3 @ 10:23:24.629

NO	BEHIND	LAP TIME
99		1:01.833
800	0.313	1:02.421
53	3.079	1:02.373
19	3.174	1:03.151
85	5.110	1:03.611
77	5.338	1:03.599
35	5.657	1:03.222
17	7.719	1:04.369
78	8.081	1:04.300
118	8.553	1:03.668
46	10.207	1:04.920
4	10.926	1:04.636
20	12.933	1:05.373
169	13.612	1:04.849
66	18.919	1:07.041
48	22.173	1:08.568

LAP 4 @ 10:24:26.202

NO	BEHIND	LAP TIME
99		1:01.573
800	0.205	1:01.465
53	3.892	1:02.386
19	4.545	1:02.944

77	6.485	1:02.720
85	7.378	1:03.841
35	7.942	1:03.858
118	13.029	1:06.049
78	13.527	1:07.019
46	14.480	1:05.846
4	14.796	1:05.443
20	17.362	1:06.002
169	17.698	1:05.659
66	24.979	1:07.633
152	3 Laps	4:38.525 P
48	28.077	1:07.477

LAP 5 @ 10:25:27.770

NO	BEHIND	LAP TIME
99		1:01.568
800	0.091	1:01.454
53	4.676	1:02.352
19	5.847	1:02.870
77	7.936	1:03.019
85	9.431	1:03.621
35	10.611	1:04.237
118	15.764	1:04.303
78	17.332	1:05.373
46	17.791	1:04.879
4	18.729	1:05.501
20	21.625	1:05.831
169	21.780	1:05.650
66	31.359	1:07.948
48	33.405	1:06.896

LAP 6 @ 10:26:34.681

NO	BEHIND	LAP TIME
53		1:02.235
19	2.088	1:03.152
99	4.955	1:11.866
77	5.441	1:04.416
85	6.138	1:03.618
35	7.960	1:04.260
118	13.561	1:04.708
78	15.822	1:05.401
46	15.939	1:05.059
4	17.178	1:05.360
169	20.654	1:05.785
20	21.010	1:06.296
66	32.506	1:08.058
48	33.327	1:06.833

LAP 7 @ 10:27:38.137

NO	BEHIND	LAP TIME
53		1:03.456
19	1.670	1:03.038
99	2.564	1:01.065
77	4.419	1:02.434
85	6.144	1:03.462
35	8.619	1:04.115
118	14.581	1:04.476
78	17.772	1:05.406
46	17.959	1:05.476
4	19.553	1:05.831
169	22.511	1:05.313
20	22.761	1:05.207
66	37.257	1:08.207
48	37.632	1:07.761

LAP 8 @ 10:28:40.713

NO	BEHIND	LAP TIME
53		1:02.576
99	1.304	1:01.316
19	1.997	1:02.903
77	5.240	1:03.397
85	6.978	1:03.410
35	9.545	1:03.502
118	16.430	1:04.425
78	20.315	1:05.119
46	20.539	1:05.156
4	22.510	1:05.533
169	24.499	1:04.564
20	25.652	1:05.467
66	41.702	1:07.021
48	42.658	1:07.602

LAP 9 @ 10:29:43.484

NO	BEHIND	LAP TIME
53		1:02.771
99	0.234	1:01.701
19	2.139	1:02.913
77	5.347	1:02.878
85	6.953	1:02.746
35	10.281	1:03.507
118	18.634	1:04.975
78	22.549	1:05.005
46	22.668	1:04.900
4	25.403	1:05.664
169	26.433	1:04.705
20	28.263	1:05.382
66	45.958	1:07.027
48	47.124	1:07.237

LAP 10 @ 10:30:45.733

NO	BEHIND	LAP TIME
53		1:02.249
99	0.222	1:02.237
19	2.786	1:02.896
77	6.178	1:03.080
85	7.724	1:03.020
35	11.517	1:03.485
118	21.462	1:05.077
46	25.112	1:04.693
78	26.311	1:06.011
4	29.456	1:06.302
169	29.604	1:05.420
20	32.158	1:06.144
66	52.973	1:09.264
48	53.339	1:08.464

LAP 11 @ 10:31:47.637

NO	BEHIND	LAP TIME
53		1:01.904
99	0.265	1:01.947
19	3.829	1:02.947
77	7.109	1:02.835
85	8.699	1:02.879
35	12.868	1:03.255
118	23.990	1:04.432
46	27.597	1:04.389
78	30.638	1:06.231
169	32.344	1:04.644

4	33.069	1:05.517
20	37.906	1:07.652
48	59.747	1:08.312

LAP 12 @ 10:32:49.210

NO	BEHIND	LAP TIME
53		1:01.573
99	2.648	1:03.956
19	5.343	1:03.087
77	8.877	1:03.341
85	10.157	1:03.031
35	14.861	1:03.566
118	27.314	1:04.897
46	30.433	1:04.409
78	35.375	1:06.310
169	35.559	1:04.788
4	37.709	1:06.213
20	43.993	1:07.660
48	1:06.093	1:07.919

BMCRC - MRO Championships 2024 - Rnd 2 @ Pembrey

BMCRC Thunderbike Ultra & Extreme

RACE 4 - POSITION CHART

No	Name	Lap												
		Pos	1	2	3	4	5	6	7	8	9	10	11	12
99	BUTTERWORTH	1	800	800	99	99	99	53	53	53	53	53	53	53
800	CREASEY	2	99	99	800	800	800	19	19	99	99	99	99	99
77	MAY	3	19	19	53	53	53	99	99	19	19	19	19	19
19	DONOVAN	4	53	53	19	19	19	77	77	77	77	77	77	77
35	DAVIES	5	85	85	85	77	77	85	85	85	85	85	85	85
78	THOMAS	6	77	77	77	85	85	35	35	35	35	35	35	35
85	WOOD	7	35	35	35	35	35	118	118	118	118	118	118	118
17	KILLWORTH	8	17	17	17	118	118	78	78	78	78	46	46	46
118	CORKETT	9	78	78	78	78	78	46	46	46	46	78	78	78
53	McGLYNN	10	46	118	118	46	46	4	4	4	4	4	169	169
46	GATES	11	4	46	46	4	4	169	169	169	169	169	4	4
169	SMITH	12	118	4	4	20	20	20	20	20	20	20	20	20
66	PRICE	13	20	20	20	169	169	66	66	66	66	66	48	48
152	GOLDSMITH	14	66	169	169	66	66	48	48	48	48	48		
48	WALLIS	15	169	66	66	48	48							
4	KILLWORTH	16	48	48	48									
20	SWYER	17	152											

BMCRC - MRO Championships 2024 - Rnd 2 @ Pembrey

BMCRC Thunderbike Ultra & Extreme

RACE 4 - SECTOR ANALYSIS



SECTOR 1 = FL to I1, SECTOR 2 = I1 to FL, DIFF = Difference To Personal Best Lap, P = Crossed Finish Line in Pit Lane, D = Time Disallowed

P1 53 U		Seamus McGLYNN		- S and D Build and Design Ltd		
IDEAL LAP TIME : 1:01.573		BEST LAP TIME : 1:01.573		DIFFERENCE : 0.000		
LAP	SECTOR 1	SECTOR 2	LAP TIME	MPH	DIFF	TIME OF DAY
1 -		27.967	1:09.280	75.65	7.707	10:21:21.952
2 -	35.817	27.566	1:03.383	82.69	1.810	10:22:25.335
3 -	34.956	27.417	1:02.373	84.03	0.800	10:23:27.708
4 -	35.135	27.251	1:02.386	84.01	0.813	10:24:30.094
5 -	35.004	27.348	1:02.352	84.06	0.779	10:25:32.446
6 -	34.880	27.355	1:02.235 (3)	84.22	0.662	10:26:34.681
7 -	35.953	27.503	1:03.456	82.60	1.883	10:27:38.137
8 -	35.271	27.305	1:02.576	83.76	1.003	10:28:40.713
9 -	35.352	27.419	1:02.771	83.50	1.198	10:29:43.484
10 -	35.034	27.215	1:02.249	84.20	0.676	10:30:45.733
11 -	34.874	27.030	1:01.904 (2)	84.67	0.331	10:31:47.637
12 -	34.607	26.966	1:01.573 (1)	85.12		10:32:49.210

P2 99 U		Steven BUTTERWORTH		Yamaha R1 -		
IDEAL LAP TIME : 1:01.065		BEST LAP TIME : 1:01.065		DIFFERENCE : 0.000		
LAP	SECTOR 1	SECTOR 2	LAP TIME	MPH	DIFF	TIME OF DAY
1 -		27.762	1:07.465	77.69	6.400	10:21:20.137
2 -	35.376	27.283	1:02.659	83.65	1.594	10:22:22.796
3 -	34.707	27.126	1:01.833	84.77	0.768	10:23:24.629
4 -	34.294	27.279	1:01.573	85.12	0.508	10:24:26.202
5 -	34.218	27.350	1:01.568 (3)	85.13	0.503	10:25:27.770
6 -	44.442	27.424	1:11.866	72.93	10.801	10:26:39.636
7 -	34.129	26.936	1:01.065 (1)	85.83		10:27:40.701
8 -	34.247	27.069	1:01.316 (2)	85.48	0.251	10:28:42.017
9 -	34.260	27.441	1:01.701	84.95	0.636	10:29:43.718
10 -	34.998	27.239	1:02.237	84.21	1.172	10:30:45.955
11 -	34.847	27.100	1:01.947	84.61	0.882	10:31:47.902
12 -	34.220	29.736	1:03.956	81.95	2.891	10:32:51.858

P3 19 U		Tyler DONOVAN		Kawasaki ZX10R - Tinder Corp		
IDEAL LAP TIME : 1:02.488		BEST LAP TIME : 1:02.870		DIFFERENCE : 0.382		
LAP	SECTOR 1	SECTOR 2	LAP TIME	MPH	DIFF	TIME OF DAY
1 -		27.788	1:08.755	76.23	5.885	10:21:21.427
2 -	35.417	27.808	1:03.225	82.90	0.355	10:22:24.652
3 -	35.101	28.050	1:03.151	83.00	0.281	10:23:27.803
4 -	35.374	27.570	1:02.944	83.27	0.074	10:24:30.747
5 -	35.151	27.719	1:02.870 (1)	83.37		10:25:33.617
6 -	35.563	27.589	1:03.152	82.99	0.282	10:26:36.769
7 -	35.401	27.637	1:03.038	83.14	0.168	10:27:39.807
8 -	35.008	27.895	1:02.903 (3)	83.32	0.033	10:28:42.710
9 -	35.229	27.684	1:02.913	83.31	0.043	10:29:45.623
10 -	35.294	27.602	1:02.896 (2)	83.33	0.026	10:30:48.519
11 -	35.467	27.480	1:02.947	83.27	0.077	10:31:51.466
12 -	35.356	27.731	1:03.087	83.08	0.217	10:32:54.553

BMCRC - MRO Championships 2024 - Rnd 2 @ Pembrey

BMCRC Thunderbike Ultra & Extreme

RACE 4 - SECTOR ANALYSIS



SECTOR 1 = FL to I1, SECTOR 2 = I1 to FL, DIFF = Difference To Personal Best Lap, P = Crossed Finish Line in Pit Lane, D = Time Disallowed

P4 77 E David MAY		Suzuki GSXR 750 K1 - Orchard cooling/ team Silver Arrows				
IDEAL LAP TIME : 1:02.434		BEST LAP TIME : 1:02.434		DIFFERENCE : 0.000		
LAP	SECTOR 1	SECTOR 2	LAP TIME	MPH	DIFF	TIME OF DAY
1 -		28.088	1:09.878	75.00	7.444	10:21:22.550
2 -	35.853	27.965	1:03.818	82.13	1.384	10:22:26.368
3 -	35.413	28.186	1:03.599	82.41	1.165	10:23:29.967
4 -	34.971	27.749	1:02.720 (2)	83.57	0.286	10:24:32.687
5 -	35.204	27.815	1:03.019	83.17	0.585	10:25:35.706
6 -	36.236	28.180	1:04.416	81.37	1.982	10:26:40.122
7 -	34.847	27.587	1:02.434 (1)	83.95		10:27:42.556
8 -	35.345	28.052	1:03.397	82.67	0.963	10:28:45.953
9 -	35.118	27.760	1:02.878	83.36	0.444	10:29:48.831
10 -	35.360	27.720	1:03.080	83.09	0.646	10:30:51.911
11 -	35.097	27.738	1:02.835 (3)	83.41	0.401	10:31:54.746
12 -	35.432	27.909	1:03.341	82.75	0.907	10:32:58.087

P5 85 U Clinton WOOD		Suzuki GSXR1000 - Clinton Wood				
IDEAL LAP TIME : 1:02.714		BEST LAP TIME : 1:02.746		DIFFERENCE : 0.032		
LAP	SECTOR 1	SECTOR 2	LAP TIME	MPH	DIFF	TIME OF DAY
1 -		28.066	1:09.760	75.13	7.014	10:21:22.432
2 -	35.760	27.936	1:03.696	82.29	0.950	10:22:26.128
3 -	35.531	28.080	1:03.611	82.40	0.865	10:23:29.739
4 -	36.015	27.826	1:03.841	82.10	1.095	10:24:33.580
5 -	35.640	27.981	1:03.621	82.38	0.875	10:25:37.201
6 -	35.617	28.001	1:03.618	82.39	0.872	10:26:40.819
7 -	35.552	27.910	1:03.462	82.59	0.716	10:27:44.281
8 -	35.544	27.866	1:03.410	82.66	0.664	10:28:47.691
9 -	35.113	27.633	1:02.746 (1)	83.53		10:29:50.437
10 -	35.409	27.611	1:03.020 (3)	83.17	0.274	10:30:53.457
11 -	35.103	27.776	1:02.879 (2)	83.36	0.133	10:31:56.336
12 -	35.125	27.906	1:03.031	83.15	0.285	10:32:59.367

P6 35 E Tony DAVIES		Yamaha YZF 750 -				
IDEAL LAP TIME : 1:03.115		BEST LAP TIME : 1:03.222		DIFFERENCE : 0.107		
LAP	SECTOR 1	SECTOR 2	LAP TIME	MPH	DIFF	TIME OF DAY
1 -		28.132	1:10.138	74.73	6.916	10:21:22.810
2 -	36.089	28.165	1:04.254	81.57	1.032	10:22:27.064
3 -	35.117	28.105	1:03.222 (1)	82.90		10:23:30.286
4 -	35.676	28.182	1:03.858	82.08	0.636	10:24:34.144
5 -	35.878	28.359	1:04.237	81.59	1.015	10:25:38.381
6 -	35.808	28.452	1:04.260	81.56	1.038	10:26:42.641
7 -	35.535	28.580	1:04.115	81.75	0.893	10:27:46.756
8 -	35.333	28.169	1:03.502	82.54	0.280	10:28:50.258
9 -	35.398	28.109	1:03.507	82.53	0.285	10:29:53.765
10 -	35.325	28.160	1:03.485 (3)	82.56	0.263	10:30:57.250
11 -	35.257	27.998	1:03.255 (2)	82.86	0.033	10:32:00.505
12 -	35.475	28.091	1:03.566	82.45	0.344	10:33:04.071

BMCRC - MRO Championships 2024 - Rnd 2 @ Pembrey

BMCRC Thunderbike Ultra & Extreme

RACE 4 - SECTOR ANALYSIS



SECTOR 1 = FL to I1, SECTOR 2 = I1 to FL, DIFF = Difference To Personal Best Lap, P = Crossed Finish Line in Pit Lane, D = Time Disallowed

P7 118 E		Darren CORKETT		Suzuki GSXR 750 - Jackson & Phillips		
IDEAL LAP TIME : 1:03.637		BEST LAP TIME : 1:03.668		DIFFERENCE : 0.031		
LAP	SECTOR 1	SECTOR 2	LAP TIME	MPH	DIFF	TIME OF DAY
1 -		28.636	1:12.500	72.29	8.832	10:21:25.172
2 -	35.806	28.536	1:04.342 (3)	81.46	0.674	10:22:29.514
3 -	35.413	28.255	1:03.668 (1)	82.32		10:23:33.182
4 -	36.780	29.269	1:06.049	79.35	2.381	10:24:39.231
5 -	36.067	28.236	1:04.303 (2)	81.51	0.635	10:25:43.534
6 -	35.904	28.804	1:04.708	81.00	1.040	10:26:48.242
7 -	36.140	28.336	1:04.476	81.29	0.808	10:27:52.718
8 -	35.625	28.800	1:04.425	81.35	0.757	10:28:57.143
9 -	36.195	28.780	1:04.975	80.67	1.307	10:30:02.118
10 -	36.472	28.605	1:05.077	80.54	1.409	10:31:07.195
11 -	36.208	28.224	1:04.432	81.35	0.764	10:32:11.627
12 -	35.992	28.905	1:04.897	80.76	1.229	10:33:16.524

P8 46 U		Simon GATES		Yamaha YZF R1 - T.A Roden LTD / Canine Plus Hydro		
IDEAL LAP TIME : 1:04.186		BEST LAP TIME : 1:04.389		DIFFERENCE : 0.203		
LAP	SECTOR 1	SECTOR 2	LAP TIME	MPH	DIFF	TIME OF DAY
1 -		28.626	1:11.620	73.18	7.231	10:21:24.292
2 -	36.918	28.706	1:05.624	79.87	1.235	10:22:29.916
3 -	36.554	28.366	1:04.920	80.73	0.531	10:23:34.836
4 -	36.849	28.997	1:05.846	79.60	1.457	10:24:40.682
5 -	36.642	28.237	1:04.879	80.79	0.490	10:25:45.561
6 -	36.538	28.521	1:05.059	80.56	0.670	10:26:50.620
7 -	36.674	28.802	1:05.476	80.05	1.087	10:27:56.096
8 -	36.522	28.634	1:05.156	80.44	0.767	10:29:01.252
9 -	36.447	28.453	1:04.900	80.76	0.511	10:30:06.152
10 -	36.218	28.475	1:04.693 (3)	81.02	0.304	10:31:10.845
11 -	36.103	28.286	1:04.389 (1)	81.40		10:32:15.234
12 -	35.949	28.460	1:04.409 (2)	81.37	0.020	10:33:19.643

P9 78 U		Jamie THOMAS		Suzuki GSXR 1000 - Team RubyRacing		
IDEAL LAP TIME : 1:04.197		BEST LAP TIME : 1:04.300		DIFFERENCE : 0.103		
LAP	SECTOR 1	SECTOR 2	LAP TIME	MPH	DIFF	TIME OF DAY
1 -		28.519	1:11.319	73.49	7.019	10:21:23.991
2 -	35.893	28.526	1:04.419 (2)	81.36	0.119	10:22:28.410
3 -	35.996	28.304	1:04.300 (1)	81.51		10:23:32.710
4 -	37.130	29.889	1:07.019	78.21	2.719	10:24:39.729
5 -	36.914	28.459	1:05.373	80.17	1.073	10:25:45.102
6 -	36.637	28.764	1:05.401	80.14	1.101	10:26:50.503
7 -	36.628	28.778	1:05.406	80.13	1.106	10:27:55.909
8 -	36.525	28.594	1:05.119	80.49	0.819	10:29:01.028
9 -	36.272	28.733	1:05.005 (3)	80.63	0.705	10:30:06.033
10 -	37.385	28.626	1:06.011	79.40	1.711	10:31:12.044
11 -	37.257	28.974	1:06.231	79.14	1.931	10:32:18.275
12 -	36.992	29.318	1:06.310	79.04	2.010	10:33:24.585

BMCRC - MRO Championships 2024 - Rnd 2 @ Pembrey

BMCRC Thunderbike Ultra & Extreme

RACE 4 - SECTOR ANALYSIS



SECTOR 1 = FL to I1, SECTOR 2 = I1 to FL, DIFF = Difference To Personal Best Lap, P = Crossed Finish Line in Pit Lane, D = Time Disallowed

P10 169 U		Cory SMITH		Suzuki K1 1000 -			
IDEAL LAP TIME : 1:04.519		BEST LAP TIME : 1:04.564		DIFFERENCE : 0.045			
LAP	SECTOR 1	SECTOR 2	LAP TIME	MPH	DIFF	TIME OF DAY	
1 -		29.830	1:15.424	69.49	10.860	10:21:28.096	
2 -	36.797	28.499	1:05.296	80.27	0.732	10:22:33.392	
3 -	36.152	28.697	1:04.849	80.82	0.285	10:23:38.241	
4 -	36.918	28.741	1:05.659	79.83	1.095	10:24:43.900	
5 -	36.877	28.773	1:05.650	79.84	1.086	10:25:49.550	
6 -	37.089	28.696	1:05.785	79.67	1.221	10:26:55.335	
7 -	36.545	28.768	1:05.313	80.25	0.749	10:28:00.648	
8 -	36.197	28.367	1:04.564 (1)	81.18		10:29:05.212	
9 -	36.274	28.431	1:04.705 (3)	81.00	0.141	10:30:09.917	
10 -	36.882	28.538	1:05.420	80.12	0.856	10:31:15.337	
11 -	36.228	28.416	1:04.644 (2)	81.08	0.080	10:32:19.981	
12 -	36.299	28.489	1:04.788	80.90	0.224	10:33:24.769	

P11 4 U		Hayden KILLWORTH		Suzuki GSXR 1000 - GreenPlantUK - H11xy - Helmet City			
IDEAL LAP TIME : 1:04.636		BEST LAP TIME : 1:04.636		DIFFERENCE : 0.000			
LAP	SECTOR 1	SECTOR 2	LAP TIME	MPH	DIFF	TIME OF DAY	
1 -		28.644	1:12.219	72.57	7.583	10:21:24.891	
2 -	37.598	28.430	1:06.028	79.38	1.392	10:22:30.919	
3 -	36.512	28.124	1:04.636 (1)	81.09		10:23:35.555	
4 -	36.808	28.635	1:05.443 (3)	80.09	0.807	10:24:40.998	
5 -	37.117	28.384	1:05.501	80.02	0.865	10:25:46.499	
6 -	36.893	28.467	1:05.360 (2)	80.19	0.724	10:26:51.859	
7 -	37.194	28.637	1:05.831	79.62	1.195	10:27:57.690	
8 -	37.085	28.448	1:05.533	79.98	0.897	10:29:03.223	
9 -	36.947	28.717	1:05.664	79.82	1.028	10:30:08.887	
10 -	37.465	28.837	1:06.302	79.05	1.666	10:31:15.189	
11 -	36.964	28.553	1:05.517	80.00	0.881	10:32:20.706	
12 -	37.276	28.937	1:06.213	79.16	1.577	10:33:26.919	

P12 20 U		Connor SWYER		Suzuki GSXR 1000 K6 - WSC Performace & Lleithyr Farm & Da			
IDEAL LAP TIME : 1:05.101		BEST LAP TIME : 1:05.207		DIFFERENCE : 0.106			
LAP	SECTOR 1	SECTOR 2	LAP TIME	MPH	DIFF	TIME OF DAY	
1 -		28.942	1:13.697	71.12	8.490	10:21:26.369	
2 -	37.157	28.663	1:05.820	79.63	0.613	10:22:32.189	
3 -	36.830	28.543	1:05.373 (2)	80.17	0.166	10:23:37.562	
4 -	37.067	28.935	1:06.002	79.41	0.795	10:24:43.564	
5 -	36.883	28.948	1:05.831	79.62	0.624	10:25:49.395	
6 -	37.738	28.558	1:06.296	79.06	1.089	10:26:55.691	
7 -	36.916	28.291	1:05.207 (1)	80.38		10:28:00.898	
8 -	37.196	28.271	1:05.467	80.06	0.260	10:29:06.365	
9 -	36.841	28.541	1:05.382 (3)	80.16	0.175	10:30:11.747	
10 -	37.104	29.040	1:06.144	79.24	0.937	10:31:17.891	
11 -	37.875	29.777	1:07.652	77.47	2.445	10:32:25.543	
12 -	37.855	29.805	1:07.660	77.46	2.453	10:33:33.203	

BMCRC - MRO Championships 2024 - Rnd 2 @ Pembrey

BMCRC Thunderbike Ultra & Extreme

RACE 4 - SECTOR ANALYSIS



SECTOR 1 = FL to I1, SECTOR 2 = I1 to FL, DIFF = Difference To Personal Best Lap, P = Crossed Finish Line in Pit Lane, D = Time Disallowed

P13 48 E Shaun WALLIS		Yamaha R6 - MBC Despatch Racing				
IDEAL LAP TIME : 1:06.579		BEST LAP TIME : 1:06.833		DIFFERENCE : 0.254		
LAP	SECTOR 1	SECTOR 2	LAP TIME	MPH	DIFF	TIME OF DAY
1 -		32.467	1:17.558	67.58	10.725	10:21:30.230
2 -	37.781	30.223	1:08.004	77.07	1.171	10:22:38.234
3 -	38.278	30.290	1:08.568	76.44	1.735	10:23:46.802
4 -	37.413	30.064	1:07.477	77.67	0.644	10:24:54.279
5 -	37.319	29.577	1:06.896 (2)	78.35	0.063	10:26:01.175
6 -	37.573	29.260	1:06.833 (1)	78.42		10:27:08.008
7 -	37.985	29.776	1:07.761	77.35	0.928	10:28:15.769
8 -	37.641	29.961	1:07.602	77.53	0.769	10:29:23.371
9 -	37.563	29.674	1:07.237 (3)	77.95	0.404	10:30:30.608
10 -	38.131	30.333	1:08.464	76.55	1.631	10:31:39.072
11 -	38.720	29.592	1:08.312	76.73	1.479	10:32:47.384
12 -	38.172	29.747	1:07.919	77.17	1.086	10:33:55.303

P14 66 U Brett PRICE		Yamaha R1 -				
IDEAL LAP TIME : 1:06.889		BEST LAP TIME : 1:07.021		DIFFERENCE : 0.132		
LAP	SECTOR 1	SECTOR 2	LAP TIME	MPH	DIFF	TIME OF DAY
1 -		30.640	1:15.203	69.69	8.182	10:21:27.875
2 -	38.822	29.810	1:08.632	76.37	1.611	10:22:36.507
3 -	37.486	29.555	1:07.041 (3)	78.18	0.020	10:23:43.548
4 -	38.001	29.632	1:07.633	77.50	0.612	10:24:51.181
5 -	37.855	30.093	1:07.948	77.14	0.927	10:25:59.129
6 -	38.354	29.704	1:08.058	77.01	1.037	10:27:07.187
7 -	38.233	29.974	1:08.207	76.84	1.186	10:28:15.394
8 -	37.618	29.403	1:07.021 (1)	78.20		10:29:22.415
9 -	37.487	29.540	1:07.027 (2)	78.20	0.006	10:30:29.442
10 -	39.115	30.149	1:09.264	75.67	2.243	10:31:38.706

P15 800 U Morgan CREASEY		Suzuki GSXR 1000 K7 - Warics Ltd				
IDEAL LAP TIME : 1:01.290		BEST LAP TIME : 1:01.454		DIFFERENCE : 0.164		
LAP	SECTOR 1	SECTOR 2	LAP TIME	MPH	DIFF	TIME OF DAY
1 -		27.701	1:07.237	77.95	5.783	10:21:19.909
2 -	35.108	27.504	1:02.612	83.71	1.158	10:22:22.521
3 -	35.330	27.091	1:02.421 (3)	83.97	0.967	10:23:24.942
4 -	34.296	27.169	1:01.465 (2)	85.27	0.011	10:24:26.407
5 -	34.460	26.994	1:01.454 (1)	85.29		10:25:27.861

P16 17 U Jordan KILLWORTH		Kawasaki ZX10R - BK Racing / Rabbit				
IDEAL LAP TIME : 1:04.191		BEST LAP TIME : 1:04.369		DIFFERENCE : 0.178		
LAP	SECTOR 1	SECTOR 2	LAP TIME	MPH	DIFF	TIME OF DAY
1 -		28.318	1:10.588	74.25	6.219	10:21:23.260
2 -	36.250	28.469	1:04.719 (2)	80.99	0.350	10:22:27.979
3 -	35.873	28.496	1:04.369 (1)	81.43		10:23:32.348

P17 152 E Sean GOLDSMITH		Kawasaki ZX7R - Vanguard motorsport				
IDEAL LAP TIME :		BEST LAP TIME :		DIFFERENCE :		
LAP	SECTOR 1	SECTOR 2	LAP TIME	MPH	DIFF	TIME OF DAY
1 -		IN PIT	4:38.525 P	18.81		10:24:51.197

BMCRC - MRO Championships 2024 - Rnd 2 @ Pembrey

BMCRC Thunderbike Ultra & Extreme

RACE 4 - BEST SECTORS

SECTOR 1			SECTOR 2			IDEAL / BEST COMPARISON						
POS	NO	NAME	TIME	NO	NAME	TIME	POS	NO	NAME	IDEAL	BEST	DIFF
									PERFECT LAP	1:01.065		
1	99	BUTTERWORTH	34.129	99	BUTTERWORTH	26.936	1	99	BUTTERWORTH	1:01.065	1:01.065	0.000
2	800	CREASEY	34.296	53	McGLYNN	26.966	2	800	CREASEY	1:01.290	1:01.454	0.164
3	53	McGLYNN	34.607	800	CREASEY	26.994	3	53	McGLYNN	1:01.573	1:01.573	0.000
4	77	MAY	34.847	19	DONOVAN	27.480	4	77	MAY	1:02.434	1:02.434	0.000
5	19	DONOVAN	35.008	77	MAY	27.587	5	19	DONOVAN	1:02.488	1:02.870	0.382
6	85	WOOD	35.103	85	WOOD	27.611	6	85	WOOD	1:02.714	1:02.746	0.032
7	35	DAVIES	35.117	35	DAVIES	27.998	7	35	DAVIES	1:03.115	1:03.222	0.107
8	118	CORKETT	35.413	4	KILLWORTH	28.124	8	118	CORKETT	1:03.637	1:03.668	0.031
9	17	KILLWORTH	35.873	118	CORKETT	28.224	9	46	GATES	1:04.186	1:04.389	0.203
10	78	THOMAS	35.893	46	GATES	28.237	10	17	KILLWORTH	1:04.191	1:04.369	0.178
11	46	GATES	35.949	20	SWYER	28.271	11	78	THOMAS	1:04.197	1:04.300	0.103
12	169	SMITH	36.152	78	THOMAS	28.304	12	169	SMITH	1:04.519	1:04.564	0.045
13	4	KILLWORTH	36.512	17	KILLWORTH	28.318	13	4	KILLWORTH	1:04.636	1:04.636	0.000
14	20	SWYER	36.830	169	SMITH	28.367	14	20	SWYER	1:05.101	1:05.207	0.106
15	48	WALLIS	37.319	48	WALLIS	29.260	15	48	WALLIS	1:06.579	1:06.833	0.254
16	66	PRICE	37.486	66	PRICE	29.403	16	66	PRICE	1:06.889	1:07.021	0.132
17							17	152	GOLDSMITH			

BMCRC - MRO Championships 2024 - Rnd 2 @ Pembrey

BMCRC Thunderbike Ultra & Extreme

RACE 4 - STATISTICS

Competitors Started	17
Planned Start	2024-04-14 @ 10:35:00.000
Actual Start	2024-04-14 @ 10:20:12.671
Finish Time	2024-04-14 @ 10:32:49.209
Track Length	1.4560mi.
Total Laps	175
Total Distance Covered	254.8000mi.

Session Fastest Lap History

NO	CL	NAME	LAP TIME	TIME OF DAY	LAP	VEHICLE
800	U	Morgan CREASEY	1:02.612	10:22:22.536	2	Suzuki GSXR 1000 K7
99	U	Steven BUTTERWORTH	1:01.833	10:23:24.648	3	Yamaha R1
99	U	Steven BUTTERWORTH	1:01.573	10:24:26.221	4	Yamaha R1
800	U	Morgan CREASEY	1:01.465	10:24:26.422	4	Suzuki GSXR 1000 K7
800	U	Morgan CREASEY	1:01.454	10:25:27.869	5	Suzuki GSXR 1000 K7
99	U	Steven BUTTERWORTH	1:01.065	10:27:40.720	7	Yamaha R1

Session Leader History

NO	CL	NAME	FROM LAP	LAPS LED	DISTANCE	VEHICLE
800	U	Morgan CREASEY	1	2	2.91 miles	Suzuki GSXR 1000 K7
99	U	Steven BUTTERWORTH	3	3	4.36 miles	Yamaha R1
53	U	Seamus McGLYNN	6	7	10.19 miles	

Flag History

TYPE	TIME OF DAY
GREEN	10:20:12.671
FINISH	10:32:49.209

Flag Statistics

TYPE	COUNT	TOTAL LAPS	TOTAL TIME
Green	1	12	13:48.599
Red	0	0	0.000
Safety Car	0	0	0.000
FCY	0	0	0.000

BMCRC - MRO Championships 2024 - Rnd 2 @ Pembrey

BMCRC Thunderbike Ultra & Extreme

RACE 4 - STATISTICS

CLASS : E

5 Starters

Fastest Lap History

NO	NAME	LAP TIME	TIME OF DAY	LAP	VEHICLE
77	David MAY	1:03.818	10:22:26.382	2	Suzuki GSXR 750 K1
77	David MAY	1:03.599	10:23:29.978	3	Suzuki GSXR 750 K1
35	Tony DAVIES	1:03.222	10:23:30.298	3	Yamaha YZF 750
77	David MAY	1:02.720	10:24:32.698	4	Suzuki GSXR 750 K1
77	David MAY	1:02.434	10:27:42.567	7	Suzuki GSXR 750 K1

Leader History

NO	NAME	FROM LAP	LAPS LED	DISTANCE	VEHICLE
77	David MAY	1	12	17.47 miles	Suzuki GSXR 750 K1

BMCRC - MRO Championships 2024 - Rnd 2 @ Pembrey

BMCRC Thunderbike Ultra & Extreme

RACE 4 - STATISTICS

CLASS : U

12 Starters

Fastest Lap History

NO	NAME	LAP TIME	TIME OF DAY	LAP	VEHICLE
800	Morgan CREASEY	1:02.612	10:22:22.536	2	Suzuki GSXR 1000 K7
99	Steven BUTTERWORTH	1:01.833	10:23:24.648	3	Yamaha R1
99	Steven BUTTERWORTH	1:01.573	10:24:26.221	4	Yamaha R1
800	Morgan CREASEY	1:01.465	10:24:26.422	4	Suzuki GSXR 1000 K7
800	Morgan CREASEY	1:01.454	10:25:27.869	5	Suzuki GSXR 1000 K7
99	Steven BUTTERWORTH	1:01.065	10:27:40.720	7	Yamaha R1

Leader History

NO	NAME	FROM LAP	LAPS LED	DISTANCE	VEHICLE
800	Morgan CREASEY	1	2	2.91 miles	Suzuki GSXR 1000 K7
99	Steven BUTTERWORTH	3	3	4.36 miles	Yamaha R1
53	Seamus McGLYNN	6	7	10.19 miles	



BMCRC - MRO Championships 2024 - Rnd 2 @ Pembrey

BMCRC Thunderbike Ultra & Extreme

RACE 14 - GRID (12 Laps)

ROW 7	21		20		19	90 Jack WOLFF	
ROW 6	18	89 Daryl SKINNS	17	152 Sean GOLDSMITH	16	66 Brett PRICE 1:07.021	
ROW 5		15	48 Shaun WALLIS 1:06.833	14	20 Connor SWYER 1:05.207	13	4 Hayden KILLWORTH 1:04.636
ROW 4	12	169 Cory SMITH 1:04.564	11	46 Simon GATES 1:04.389	10	17 Jordan KILLWORTH 1:04.369	
ROW 3		9	78 Jamie THOMAS 1:04.300	8	118 Darren CORKETT 1:03.668	7	35 Tony DAVIES 1:03.222
ROW 2	6	19 Tyler DONOVAN 1:02.870	5	85 Clinton WOOD 1:02.746	4	77 David MAY 1:02.434	
ROW 1		3	53 Seamus McGLYNN 1:01.573	2	800 Morgan CREASEY 1:01.454	1	99 Steven BUTTERWORTH 1:01.065 Pole

These results are provisional until the conclusion of any judicial and technical matters.

Pembrey National: 1.4560 miles

Clerk Of Course:	Stewards:	Timekeeper:	<i>Craig Smith</i>	
------------------	-----------	-------------	--------------------	--

Results can be found at www.tsl-timing.com

Printed - 10:40 Sunday, 14 April 2024





BMCRC - MRO Championships 2024 - Rnd 2 @ Pembrey

BMCRC Thunderbike Ultra & Extreme

RACE 14 - CLASSIFICATION

Race Distance: 12 Laps / 17.47 miles

POS	NO	CL	PIC	NAME	ENTRY	LAPS	TIME	GAP	DIFF	MPH	BEST	ON	GRD	↑↓
1	99	U	1	Steven BUTTERWORTH	Yamaha R1 -	12	12:24.443			84.49	1:01.006	4	1	0
2	800	U	2	Morgan CREASEY	Suzuki GSXR 1000 K7 - Warics Ltd	12	12:42.667	18.224	18.224	82.47	1:02.147	3	2	0
3	53	U	3	Seamus McGLYNN	- S and D Build and Design Ltd	12	12:48.838	24.395	6.171	81.81	1:02.589	12	3	0
4	77	E	1	David MAY	Suzuki GSXR 750 K1 - Orchard cooling/ team Silver Arrows	12	12:50.232	25.789	1.394	81.66	1:02.754	11	4	0
5	19	U	4	Tyler DONOVAN	Kawasaki ZX10R - Tinder Corp	12	12:51.069	26.626	0.837	81.57	1:03.331	12	6	1
6	85	U	5	Clinton WOOD	Suzuki GSXR1000 - Clinton Wood	12	12:51.613	27.170	0.544	81.51	1:02.954	12	5	-1
7	78	U	6	Jamie THOMAS	Suzuki GSXR 1000 - Team RubyRacing	12	12:54.676	30.233	3.063	81.19	1:03.311	6	9	2
8	46	U	7	Simon GATES	Yamaha YZF R1 - T.A Roden LTD / Canine Plus Hydro	12	12:54.854	30.411	0.178	81.17	1:03.489	9	11	3
9	118	E	2	Darren CORKETT	Suzuki GSXR 750 - Jackson & Phillips	12	12:57.354	32.911	2.500	80.91	1:03.597	6	8	-1
10	169	U	8	Cory SMITH	Suzuki K1 1000 -	12	13:02.010	37.567	4.656	80.43	1:03.994	6	12	2
11	48	E	3	Shaun WALLIS	Yamaha R6 - MBC Despatch Racing	12	13:02.144	37.701	0.134	80.41	1:03.942	6	15	4
12	152	E	4	Sean GOLDSMITH	Kawasaki ZX7R - Vanguard motorsport	12	13:20.477	56.034	18.333	78.57	1:05.421	9	17	5
13	4	U	9	Hayden KILLWORTH	Suzuki GSXR 1000 - GreenPlantUK - H11xy - Helmet City	12	13:22.648	58.205	2.171	78.36	1:05.609	5	13	0
14	20	U	10	Connor SWYER	Suzuki GSXR 1000 K6 - WSC Performance & Lleithyr Farm &	11	12:41.828	1 Lap	1 Lap	75.68	1:07.474	3	14	0
15	89	E	5	Daryl SKINNS	Suzuki GSXR 750 - Indoor Climate Systems UK LTD	10	12:27.545	2 Laps	1 Lap	70.11	1:12.672	10	18	3
NOT CLASSIFIED														
DNF	35	E		Tony DAVIES	Yamaha YZF 750 -	3	3:18.207	9 Laps	7 Laps	79.33	1:04.033	3	7	

FASTEST LAP

99	U	Steven BUTTERWORTH	Yamaha R1 -	4	1:01.006	85.91 mph	138.27 kph
77	E	David MAY	Suzuki GSXR 750 K1 - Orchard cooling/ team Silver Arrows	11	1:02.754	83.52 mph	134.42 kph

Comments:

Class U - 92.5% of Race Speed = 78.15 mph

Class E - 92.5% of Race Speed = 75.53 mph

Weather / Track : Cloudy / Dry

These results are provisional until the conclusion of any judicial and technical matters.

Date: 14/04/2024 Start: 14:45 Finish: 14:57

Pembrey National: 1.4560 miles

Clerk Of Course:	Stewards:	Timekeeper:	<i>Craig Smith</i>	
------------------	-----------	-------------	--------------------	--

Results can be found at www.tsl-timing.com

Printed - 14:59 Sunday, 14 April 2024



BMCRC - MRO Championships 2024 - Rnd 2 @ Pembrey

BMCRC Thunderbike Ultra & Extreme

RACE 14 - LAP CHART

LAP 1 @ 14:46:25.920

NO	BEHIND	LAP TIME
99		1:06.628
800	0.563	1:07.191
53	2.282	1:08.910
85	2.427	1:09.055
19	3.093	1:09.721
77	3.307	1:09.935
35	3.500	1:10.128
118	3.876	1:10.504
46	4.262	1:10.890
48	4.601	1:11.229
78	4.778	1:11.406
169	5.445	1:12.073
4	5.767	1:12.395
152	7.028	1:13.656
20	7.233	1:13.861
89	13.525	1:20.153

LAP 2 @ 14:47:26.943

NO	BEHIND	LAP TIME
99		1:01.023
800	2.044	1:02.504
53	5.758	1:04.499
85	6.030	1:04.626
35	6.523	1:04.046
19	6.610	1:04.540
77	6.784	1:04.500
118	7.143	1:04.290
46	7.428	1:04.189
78	7.898	1:04.143
48	8.505	1:04.927
169	9.353	1:04.931
4	11.833	1:07.089
152	12.540	1:06.535
20	13.720	1:07.510
89	26.717	1:14.215

LAP 3 @ 14:48:28.099

NO	BEHIND	LAP TIME
99		1:01.156
800	3.035	1:02.147
85	8.513	1:03.639
53	9.004	1:04.402
35	9.400	1:04.033
19	9.686	1:04.232
77	9.851	1:04.223
46	10.342	1:04.070
78	10.773	1:04.031
118	11.109	1:05.122
48	11.520	1:04.171
169	12.359	1:04.162
4	16.287	1:05.610
152	17.499	1:06.115
20	20.038	1:07.474
89	39.609	1:14.048

LAP 4 @ 14:49:29.105

NO	BEHIND	LAP TIME
99		1:01.006
800	5.356	1:03.327
85	11.119	1:03.612
53	11.495	1:03.497

19	12.467	1:03.787
77	12.948	1:04.103
78	13.389	1:03.622
46	13.963	1:04.627
118	14.418	1:04.315
48	15.272	1:04.758
169	15.708	1:04.355
4	21.639	1:06.358
152	22.833	1:06.340
20	27.339	1:08.307
89	54.854	1:16.251

LAP 5 @ 14:50:30.516

NO	BEHIND	LAP TIME
99		1:01.411
800	8.059	1:04.114
53	13.458	1:03.374
85	13.810	1:04.102
19	14.970	1:03.914
77	15.256	1:03.719
78	15.672	1:03.694
46	16.445	1:03.893
118	17.020	1:04.013
48	17.809	1:03.948
169	18.888	1:04.591
4	25.837	1:05.609
152	27.933	1:06.511
20	34.785	1:08.857

LAP 6 @ 14:51:32.558

NO	BEHIND	LAP TIME
99		1:02.042
89	1 Lap	1:13.546
800	9.159	1:03.142
53	15.481	1:04.065
85	15.695	1:03.927
19	16.520	1:03.592
78	16.941	1:03.311
77	17.173	1:03.959
46	18.075	1:03.672
118	18.575	1:03.597
48	19.709	1:03.942
169	20.840	1:03.994
4	29.897	1:06.102
152	32.362	1:06.471
20	41.282	1:08.539

LAP 7 @ 14:52:33.637

NO	BEHIND	LAP TIME
99		1:01.079
800	11.707	1:03.627
89	1 Lap	1:13.192
53	17.915	1:03.513
85	18.309	1:03.693
19	19.040	1:03.599
78	19.281	1:03.419
77	19.505	1:03.411
46	20.805	1:03.809
118	21.469	1:03.973
48	23.151	1:04.521
169	23.845	1:04.084
4	34.865	1:06.047
152	37.064	1:05.781
20	49.565	1:09.362

LAP 8 @ 14:53:34.903

NO	BEHIND	LAP TIME
99		1:01.266
800	13.564	1:03.123
53	20.720	1:04.071
85	20.968	1:03.925
19	21.503	1:03.729
77	21.869	1:03.630
78	22.523	1:04.508
46	24.016	1:04.477
118	24.944	1:04.741
48	26.835	1:04.950
169	27.797	1:05.218
89	1 Lap	1:15.772
4	39.737	1:06.138
152	41.896	1:06.098
20	57.793	1:09.494

LAP 9 @ 14:54:36.101

NO	BEHIND	LAP TIME
99		1:01.198
800	15.558	1:03.192
53	23.008	1:03.486
85	23.138	1:03.368
77	23.694	1:03.023
19	24.158	1:03.853
78	24.862	1:03.537
46	26.307	1:03.489
118	28.103	1:04.357
48	30.399	1:04.762
169	31.167	1:04.568
89	1 Lap	1:13.273
4	44.869	1:06.330
152	46.119	1:05.421

LAP 10 @ 14:55:37.761

NO	BEHIND	LAP TIME
99		1:01.660
20	1 Lap	1:09.364
800	17.366	1:03.468
53	24.597	1:03.249
77	25.344	1:03.310
19	25.926	1:03.428
85	26.937	1:05.459
78	27.548	1:04.346
46	28.306	1:03.659
118	30.458	1:04.015
48	33.308	1:04.569
169	33.749	1:04.242
4	49.961	1:06.752
152	50.263	1:05.804
89	1 Lap	1:14.423

LAP 11 @ 14:56:39.352

NO	BEHIND	LAP TIME
99		1:01.591
20	1 Lap	1:09.493
800	19.353	1:03.578
53	26.189	1:03.183
77	26.507	1:02.754
19	27.678	1:03.343
85	28.599	1:03.253
78	30.036	1:04.079

46	30.548	1:03.833
118	33.058	1:04.191
48	36.569	1:04.852
169	36.812	1:04.654
152	54.243	1:05.571
4	55.858	1:07.488

LAP 12 @ 14:57:43.735

NO	BEHIND	LAP TIME
99		1:04.383
89	2 Laps	1:12.672
20	1 Lap	1:09.567
800	18.224	1:03.254
53	24.395	1:02.589
77	25.789	1:03.665
19	26.626	1:03.331
85	27.170	1:02.954
78	30.233	1:04.580
46	30.411	1:04.246
118	32.911	1:04.236
169	37.567	1:05.138
48	37.701	1:05.515
152	56.034	1:06.174
4	58.205	1:06.730

BMCRC - MRO Championships 2024 - Rnd 2 @ Pembrey

BMCRC Thunderbike Ultra & Extreme

RACE 14 - POSITION CHART

No	Name	Lap Pos	Lap												
			1	2	3	4	5	6	7	8	9	10	11	12	
99	BUTTERWORTH	1	99	99	99	99	99	99	99	99	99	99	99	99	99
800	CREASEY	2	800	800	800	800	800	800	800	800	800	800	800	800	800
53	McGLYNN	3	53	53	85	85	53	53	53	53	53	53	53	53	53
77	MAY	4	85	85	53	53	85	85	85	85	85	77	77	77	77
85	WOOD	5	19	35	35	19	19	19	19	19	19	77	19	19	19
19	DONOVAN	6	77	19	19	77	77	78	78	77	19	85	85	85	85
35	DAVIES	7	35	77	77	78	78	77	77	78	78	78	78	78	78
118	CORKETT	8	118	118	46	46	46	46	46	46	46	46	46	46	46
78	THOMAS	9	46	46	78	118	118	118	118	118	118	118	118	118	118
46	GATES	10	48	78	118	48	48	48	48	48	48	48	48	169	169
169	SMITH	11	78	48	48	169	169	169	169	169	169	169	169	48	48
4	KILLWORTH	12	169	169	169	4	4	4	4	4	4	4	152	152	152
20	SWYER	13	4	4	4	152	152	152	152	152	152	152	4	4	4
48	WALLIS	14	152	152	152	20	20	20	20	20	20	20	20	20	20
152	GOLDSMITH	15	20	20	20	89	89	89	89	89	89	89	89	89	89
89	SKINNS	16	89	89	89										

BMCRC - MRO Championships 2024 - Rnd 2 @ Pembrey

BMCRC Thunderbike Ultra & Extreme

RACE 14 - SECTOR ANALYSIS



SECTOR 1 = FL to I1, SECTOR 2 = I1 to FL, DIFF = Difference To Personal Best Lap, P = Crossed Finish Line in Pit Lane, D = Time Disallowed

P1 99 U		Steven BUTTERWORTH		Yamaha R1 -		
IDEAL LAP TIME : 1:00.736		BEST LAP TIME : 1:01.006		DIFFERENCE : 0.270		
LAP	SECTOR 1	SECTOR 2	LAP TIME	MPH	DIFF	TIME OF DAY
1 -		26.845	1:06.628	78.66	5.622	14:46:25.920
2 -	33.952	27.071	1:01.023 (2)	85.89	0.017	14:47:26.943
3 -	33.891	27.265	1:01.156	85.70	0.150	14:48:28.099
4 -	33.961	27.045	1:01.006 (1)	85.91		14:49:29.105
5 -	34.433	26.978	1:01.411	85.35	0.405	14:50:30.516
6 -	35.020	27.022	1:02.042	84.48	1.036	14:51:32.558
7 -	34.046	27.033	1:01.079 (3)	85.81	0.073	14:52:33.637
8 -	34.027	27.239	1:01.266	85.55	0.260	14:53:34.903
9 -	34.219	26.979	1:01.198	85.64	0.192	14:54:36.101
10 -	34.344	27.316	1:01.660	85.00	0.654	14:55:37.761
11 -	34.491	27.100	1:01.591	85.10	0.585	14:56:39.352
12 -	34.987	29.396	1:04.383	81.41	3.377	14:57:43.735

P2 800 U		Morgan CREASEY		Suzuki GSXR 1000 K7 - Warics Ltd		
IDEAL LAP TIME : 1:02.147		BEST LAP TIME : 1:02.147		DIFFERENCE : 0.000		
LAP	SECTOR 1	SECTOR 2	LAP TIME	MPH	DIFF	TIME OF DAY
1 -		27.330	1:07.191	78.00	5.044	14:46:26.483
2 -	35.035	27.469	1:02.504 (2)	83.86	0.357	14:47:28.987
3 -	34.849	27.298	1:02.147 (1)	84.34		14:48:31.134
4 -	35.549	27.778	1:03.327	82.77	1.180	14:49:34.461
5 -	36.369	27.745	1:04.114	81.75	1.967	14:50:38.575
6 -	35.351	27.791	1:03.142	83.01	0.995	14:51:41.717
7 -	35.756	27.871	1:03.627	82.38	1.480	14:52:45.344
8 -	35.486	27.637	1:03.123 (3)	83.03	0.976	14:53:48.467
9 -	35.477	27.715	1:03.192	82.94	1.045	14:54:51.659
10 -	35.596	27.872	1:03.468	82.58	1.321	14:55:55.127
11 -	35.590	27.988	1:03.578	82.44	1.431	14:56:58.705
12 -	35.469	27.785	1:03.254	82.86	1.107	14:58:01.959

P3 53 U		Seamus McGLYNN		- S and D Build and Design Ltd		
IDEAL LAP TIME : 1:02.589		BEST LAP TIME : 1:02.589		DIFFERENCE : 0.000		
LAP	SECTOR 1	SECTOR 2	LAP TIME	MPH	DIFF	TIME OF DAY
1 -		28.438	1:08.910	76.06	6.321	14:46:28.202
2 -	36.414	28.085	1:04.499	81.26	1.910	14:47:32.701
3 -	36.368	28.034	1:04.402	81.38	1.813	14:48:37.103
4 -	35.529	27.968	1:03.497	82.54	0.908	14:49:40.600
5 -	35.674	27.700	1:03.374	82.70	0.785	14:50:43.974
6 -	36.239	27.826	1:04.065	81.81	1.476	14:51:48.039
7 -	35.561	27.952	1:03.513	82.52	0.924	14:52:51.552
8 -	36.360	27.711	1:04.071	81.80	1.482	14:53:55.623
9 -	35.614	27.872	1:03.486	82.56	0.897	14:54:59.109
10 -	35.801	27.448	1:03.249 (3)	82.87	0.660	14:56:02.358
11 -	35.385	27.798	1:03.183 (2)	82.95	0.594	14:57:05.541
12 -	35.198	27.391	1:02.589 (1)	83.74		14:58:08.130

BMCRC - MRO Championships 2024 - Rnd 2 @ Pembrey

BMCRC Thunderbike Ultra & Extreme

RACE 14 - SECTOR ANALYSIS



SECTOR 1 = FL to I1, SECTOR 2 = I1 to FL, DIFF = Difference To Personal Best Lap, P = Crossed Finish Line in Pit Lane, D = Time Disallowed

P4 77 E		David MAY		Suzuki GSXR 750 K1 - Orchard cooling/ team Silver Arrows			
IDEAL LAP TIME : 1:02.490		BEST LAP TIME : 1:02.754		DIFFERENCE : 0.264			
LAP	SECTOR 1	SECTOR 2	LAP TIME	MPH	DIFF	TIME OF DAY	
1 -		28.900	1:09.935	74.94	7.181	14:46:29.227	
2 -	36.068	28.432	1:04.500	81.26	1.746	14:47:33.727	
3 -	35.972	28.251	1:04.223	81.61	1.469	14:48:37.950	
4 -	35.960	28.143	1:04.103	81.76	1.349	14:49:42.053	
5 -	35.576	28.143	1:03.719	82.26	0.965	14:50:45.772	
6 -	36.065	27.894	1:03.959	81.95	1.205	14:51:49.731	
7 -	35.460	27.951	1:03.411	82.66	0.657	14:52:53.142	
8 -	36.042	27.588	1:03.630	82.37	0.876	14:53:56.772	
9 -	35.323	27.700	1:03.023 (2)	83.16	0.269	14:54:59.795	
10 -	35.615	27.695	1:03.310 (3)	82.79	0.556	14:56:03.105	
11 -	34.902	27.852	1:02.754 (1)	83.52		14:57:05.859	
12 -	35.518	28.147	1:03.665	82.33	0.911	14:58:09.524	

P5 19 U		Tyler DONOVAN		Kawasaki ZX10R - Tinder Corp			
IDEAL LAP TIME : 1:03.105		BEST LAP TIME : 1:03.331		DIFFERENCE : 0.226			
LAP	SECTOR 1	SECTOR 2	LAP TIME	MPH	DIFF	TIME OF DAY	
1 -		28.517	1:09.721	75.17	6.390	14:46:29.013	
2 -	36.007	28.533	1:04.540	81.21	1.209	14:47:33.553	
3 -	36.081	28.151	1:04.232	81.60	0.901	14:48:37.785	
4 -	35.664	28.123	1:03.787	82.17	0.456	14:49:41.572	
5 -	35.931	27.983	1:03.914	82.01	0.583	14:50:45.486	
6 -	35.571	28.021	1:03.592	82.42	0.261	14:51:49.078	
7 -	35.684	27.915	1:03.599	82.41	0.268	14:52:52.677	
8 -	35.886	27.843	1:03.729	82.24	0.398	14:53:56.406	
9 -	35.492	28.361	1:03.853	82.08	0.522	14:55:00.259	
10 -	35.699	27.729	1:03.428 (3)	82.63	0.097	14:56:03.687	
11 -	35.376	27.967	1:03.343 (2)	82.74	0.012	14:57:07.030	
12 -	35.542	27.789	1:03.331 (1)	82.76		14:58:10.361	

P6 85 U		Clinton WOOD		Suzuki GSXR1000 - Clinton Wood			
IDEAL LAP TIME : 1:02.954		BEST LAP TIME : 1:02.954		DIFFERENCE : 0.000			
LAP	SECTOR 1	SECTOR 2	LAP TIME	MPH	DIFF	TIME OF DAY	
1 -		28.133	1:09.055	75.90	6.101	14:46:28.347	
2 -	36.469	28.157	1:04.626	81.10	1.672	14:47:32.973	
3 -	35.754	27.885	1:03.639	82.36	0.685	14:48:36.612	
4 -	35.489	28.123	1:03.612	82.39	0.658	14:49:40.224	
5 -	35.697	28.405	1:04.102	81.76	1.148	14:50:44.326	
6 -	35.745	28.182	1:03.927	81.99	0.973	14:51:48.253	
7 -	35.691	28.002	1:03.693	82.29	0.739	14:52:51.946	
8 -	36.252	27.673	1:03.925	81.99	0.971	14:53:55.871	
9 -	35.672	27.696	1:03.368 (3)	82.71	0.414	14:54:59.239	
10 -	37.545	27.914	1:05.459	80.07	2.505	14:56:04.698	
11 -	35.404	27.849	1:03.253 (2)	82.86	0.299	14:57:07.951	
12 -	35.330	27.624	1:02.954 (1)	83.26		14:58:10.905	

BMCRC - MRO Championships 2024 - Rnd 2 @ Pembrey

BMCRC Thunderbike Ultra & Extreme

RACE 14 - SECTOR ANALYSIS



SECTOR 1 = FL to I1, SECTOR 2 = I1 to FL, DIFF = Difference To Personal Best Lap, P = Crossed Finish Line in Pit Lane, D = Time Disallowed

P7 78 U		Jamie THOMAS		Suzuki GSXR 1000 - Team RubyRacing			
IDEAL LAP TIME : 1:03.311		BEST LAP TIME : 1:03.311		DIFFERENCE : 0.000			
LAP	SECTOR 1	SECTOR 2	LAP TIME	MPH	DIFF	TIME OF DAY	
1 -		28.474	1:11.406	73.40	8.095	14:46:30.698	
2 -	36.034	28.109	1:04.143	81.71	0.832	14:47:34.841	
3 -	36.006	28.025	1:04.031	81.86	0.720	14:48:38.872	
4 -	35.624	27.998	1:03.622	82.38	0.311	14:49:42.494	
5 -	35.865	27.829	1:03.694	82.29	0.383	14:50:46.188	
6 -	35.534	27.777	1:03.311 (1)	82.79		14:51:49.499	
7 -	35.579	27.840	1:03.419 (2)	82.65	0.108	14:52:52.918	
8 -	36.093	28.415	1:04.508	81.25	1.197	14:53:57.426	
9 -	35.559	27.978	1:03.537 (3)	82.49	0.226	14:55:00.963	
10 -	36.220	28.126	1:04.346	81.45	1.035	14:56:05.309	
11 -	35.800	28.279	1:04.079	81.79	0.768	14:57:09.388	
12 -	36.348	28.232	1:04.580	81.16	1.269	14:58:13.968	

P8 46 U		Simon GATES		Yamaha YZF R1 - T.A Roden LTD / Canine Plus Hydro			
IDEAL LAP TIME : 1:03.307		BEST LAP TIME : 1:03.489		DIFFERENCE : 0.182			
LAP	SECTOR 1	SECTOR 2	LAP TIME	MPH	DIFF	TIME OF DAY	
1 -		28.787	1:10.890	73.93	7.401	14:46:30.182	
2 -	36.144	28.045	1:04.189	81.65	0.700	14:47:34.371	
3 -	35.854	28.216	1:04.070	81.81	0.581	14:48:38.441	
4 -	36.445	28.182	1:04.627	81.10	1.138	14:49:43.068	
5 -	35.755	28.138	1:03.893	82.03	0.404	14:50:46.961	
6 -	35.556	28.116	1:03.672 (3)	82.32	0.183	14:51:50.633	
7 -	35.655	28.154	1:03.809	82.14	0.320	14:52:54.442	
8 -	36.228	28.249	1:04.477	81.29	0.988	14:53:58.919	
9 -	35.262	28.227	1:03.489 (1)	82.55		14:55:02.408	
10 -	35.611	28.048	1:03.659 (2)	82.33	0.170	14:56:06.067	
11 -	35.695	28.138	1:03.833	82.11	0.344	14:57:09.900	
12 -	36.019	28.227	1:04.246	81.58	0.757	14:58:14.146	

P9 118 E		Darren CORKETT		Suzuki GSXR 750 - Jackson & Phillips			
IDEAL LAP TIME : 1:03.531		BEST LAP TIME : 1:03.597		DIFFERENCE : 0.066			
LAP	SECTOR 1	SECTOR 2	LAP TIME	MPH	DIFF	TIME OF DAY	
1 -		28.841	1:10.504	74.34	6.907	14:46:29.796	
2 -	35.804	28.486	1:04.290	81.53	0.693	14:47:34.086	
3 -	36.346	28.776	1:05.122	80.48	1.525	14:48:39.208	
4 -	35.933	28.382	1:04.315	81.49	0.718	14:49:43.523	
5 -	35.931	28.082	1:04.013 (3)	81.88	0.416	14:50:47.536	
6 -	35.449	28.148	1:03.597 (1)	82.41		14:51:51.133	
7 -	35.871	28.102	1:03.973 (2)	81.93	0.376	14:52:55.106	
8 -	36.404	28.337	1:04.741	80.96	1.144	14:53:59.847	
9 -	35.577	28.780	1:04.357	81.44	0.760	14:55:04.204	
10 -	35.810	28.205	1:04.015	81.88	0.418	14:56:08.219	
11 -	35.606	28.585	1:04.191	81.65	0.594	14:57:12.410	
12 -	35.864	28.372	1:04.236	81.59	0.639	14:58:16.646	

BMCRC - MRO Championships 2024 - Rnd 2 @ Pembrey

BMCRC Thunderbike Ultra & Extreme

RACE 14 - SECTOR ANALYSIS



SECTOR 1 = FL to I1, SECTOR 2 = I1 to FL, DIFF = Difference To Personal Best Lap, P = Crossed Finish Line in Pit Lane, D = Time Disallowed

P10 169 U		Cory SMITH		Suzuki K1 1000 -			
IDEAL LAP TIME : 1:03.841		BEST LAP TIME : 1:03.994		DIFFERENCE : 0.153			
LAP	SECTOR 1	SECTOR 2	LAP TIME	MPH	DIFF	TIME OF DAY	
1 -		28.885	1:12.073	72.72	8.079	14:46:31.365	
2 -	36.374	28.557	1:04.931	80.72	0.937	14:47:36.296	
3 -	35.722	28.440	1:04.162 (3)	81.69	0.168	14:48:40.458	
4 -	36.060	28.295	1:04.355	81.44	0.361	14:49:44.813	
5 -	36.370	28.221	1:04.591	81.15	0.597	14:50:49.404	
6 -	35.620	28.374	1:03.994 (1)	81.90		14:51:53.398	
7 -	35.729	28.355	1:04.084 (2)	81.79	0.090	14:52:57.482	
8 -	36.660	28.558	1:05.218	80.37	1.224	14:54:02.700	
9 -	36.342	28.226	1:04.568	81.17	0.574	14:55:07.268	
10 -	35.908	28.334	1:04.242	81.59	0.248	14:56:11.510	
11 -	36.259	28.395	1:04.654	81.07	0.660	14:57:16.164	
12 -	36.514	28.624	1:05.138	80.46	1.144	14:58:21.302	

P11 48 E		Shaun WALLIS		Yamaha R6 - MBC Despatch Racing			
IDEAL LAP TIME : 1:03.685		BEST LAP TIME : 1:03.942		DIFFERENCE : 0.257			
LAP	SECTOR 1	SECTOR 2	LAP TIME	MPH	DIFF	TIME OF DAY	
1 -		28.718	1:11.229	73.58	7.287	14:46:30.521	
2 -	36.562	28.365	1:04.927	80.73	0.985	14:47:35.448	
3 -	35.843	28.328	1:04.171 (3)	81.68	0.229	14:48:39.619	
4 -	36.386	28.372	1:04.758	80.94	0.816	14:49:44.377	
5 -	35.939	28.009	1:03.948 (2)	81.96	0.006	14:50:48.325	
6 -	35.676	28.266	1:03.942 (1)	81.97		14:51:52.267	
7 -	36.047	28.474	1:04.521	81.23	0.579	14:52:56.788	
8 -	36.271	28.679	1:04.950	80.70	1.008	14:54:01.738	
9 -	35.965	28.797	1:04.762	80.93	0.820	14:55:06.500	
10 -	35.942	28.627	1:04.569	81.17	0.627	14:56:11.069	
11 -	36.209	28.643	1:04.852	80.82	0.910	14:57:15.921	
12 -	37.005	28.510	1:05.515	80.00	1.573	14:58:21.436	

P12 152 E		Sean GOLDSMITH		Kawasaki ZX7R - Vanguard motorsport			
IDEAL LAP TIME : 1:05.421		BEST LAP TIME : 1:05.421		DIFFERENCE : 0.000			
LAP	SECTOR 1	SECTOR 2	LAP TIME	MPH	DIFF	TIME OF DAY	
1 -		29.541	1:13.656	71.16	8.235	14:46:32.948	
2 -	37.283	29.252	1:06.535	78.77	1.114	14:47:39.483	
3 -	36.948	29.167	1:06.115	79.28	0.694	14:48:45.598	
4 -	37.042	29.298	1:06.340	79.01	0.919	14:49:51.938	
5 -	37.565	28.946	1:06.511	78.80	1.090	14:50:58.449	
6 -	37.356	29.115	1:06.471	78.85	1.050	14:52:04.920	
7 -	36.664	29.117	1:05.781 (3)	79.68	0.360	14:53:10.701	
8 -	37.019	29.079	1:06.098	79.30	0.677	14:54:16.799	
9 -	36.572	28.849	1:05.421 (1)	80.12		14:55:22.220	
10 -	36.793	29.011	1:05.804	79.65	0.383	14:56:28.024	
11 -	36.633	28.938	1:05.571 (2)	79.93	0.150	14:57:33.595	
12 -	37.208	28.966	1:06.174	79.20	0.753	14:58:39.769	

BMCRC - MRO Championships 2024 - Rnd 2 @ Pembrey

BMCRC Thunderbike Ultra & Extreme

RACE 14 - SECTOR ANALYSIS



SECTOR 1 = FL to I1, SECTOR 2 = I1 to FL, DIFF = Difference To Personal Best Lap, P = Crossed Finish Line in Pit Lane, D = Time Disallowed

P13		4 U		Hayden KILLWORTH		Suzuki GSXR 1000 - GreenPlantUK - H11xy - Helmet City	
IDEAL LAP TIME : 1:05.336		BEST LAP TIME : 1:05.609		DIFFERENCE : 0.273			
LAP	SECTOR 1	SECTOR 2	LAP TIME	MPH	DIFF	TIME OF DAY	
1 -		28.443	1:12.395	72.40	6.786	14:46:31.687	
2 -	38.387	28.702	1:07.089	78.12	1.480	14:47:38.776	
3 -	36.976	28.634	1:05.610 (2)	79.89	0.001	14:48:44.386	
4 -	37.547	28.811	1:06.358	78.98	0.749	14:49:50.744	
5 -	37.249	28.360	1:05.609 (1)	79.89		14:50:56.353	
6 -	37.559	28.543	1:06.102	79.29	0.493	14:52:02.455	
7 -	37.440	28.607	1:06.047 (3)	79.36	0.438	14:53:08.502	
8 -	37.529	28.609	1:06.138	79.25	0.529	14:54:14.640	
9 -	37.647	28.683	1:06.330	79.02	0.721	14:55:20.970	
10 -	37.824	28.928	1:06.752	78.52	1.143	14:56:27.722	
11 -	38.108	29.380	1:07.488	77.66	1.879	14:57:35.210	
12 -	37.485	29.245	1:06.730	78.54	1.121	14:58:41.940	

P14		20 U		Connor SWYER		Suzuki GSXR 1000 K6 - WSC Performace & Lleithyr Farm & Da	
IDEAL LAP TIME : 1:07.090		BEST LAP TIME : 1:07.474		DIFFERENCE : 0.384			
LAP	SECTOR 1	SECTOR 2	LAP TIME	MPH	DIFF	TIME OF DAY	
1 -		29.217	1:13.861	70.96	6.387	14:46:33.153	
2 -	38.409	29.101	1:07.510 (2)	77.64	0.036	14:47:40.663	
3 -	37.989	29.485	1:07.474 (1)	77.68		14:48:48.137	
4 -	38.604	29.703	1:08.307 (3)	76.73	0.833	14:49:56.444	
5 -	38.945	29.912	1:08.857	76.12	1.383	14:51:05.301	
6 -	38.870	29.669	1:08.539	76.47	1.065	14:52:13.840	
7 -	39.191	30.171	1:09.362	75.56	1.888	14:53:23.202	
8 -	39.470	30.024	1:09.494	75.42	2.020	14:54:32.696	
9 -	39.112	30.252	1:09.364	75.56	1.890	14:55:42.060	
10 -	39.330	30.163	1:09.493	75.42	2.019	14:56:51.553	
11 -	39.003	30.564	1:09.567	75.34	2.093	14:58:01.120	

P15		89 E		Daryl SKINNS		Suzuki GSXR 750 - Indoor Climate Systems UK LTD	
IDEAL LAP TIME : 1:12.302		BEST LAP TIME : 1:12.672		DIFFERENCE : 0.370			
LAP	SECTOR 1	SECTOR 2	LAP TIME	MPH	DIFF	TIME OF DAY	
1 -		32.488	1:20.153	65.39	7.481	14:46:39.445	
2 -	41.509	32.706	1:14.215	70.62	1.543	14:47:53.660	
3 -	41.447	32.601	1:14.048	70.78	1.376	14:49:07.708	
4 -	43.584	32.667	1:16.251	68.74	3.579	14:50:23.959	
5 -	41.614	31.932	1:13.546	71.26	0.874	14:51:37.505	
6 -	41.248	31.944	1:13.192 (2)	71.61	0.520	14:52:50.697	
7 -	43.253	32.519	1:15.772	69.17	3.100	14:54:06.469	
8 -	40.593	32.680	1:13.273 (3)	71.53	0.601	14:55:19.742	
9 -	41.338	33.085	1:14.423	70.42	1.751	14:56:34.165	
10 -	40.963	31.709	1:12.672 (1)	72.12		14:57:46.837	

P16		35 E		Tony DAVIES		Yamaha YZF 750 -	
IDEAL LAP TIME : 1:04.021		BEST LAP TIME : 1:04.033		DIFFERENCE : 0.012			
LAP	SECTOR 1	SECTOR 2	LAP TIME	MPH	DIFF	TIME OF DAY	
1 -		28.742	1:10.128	74.74	6.095	14:46:29.420	
2 -	35.698	28.348	1:04.046 (2)	81.84	0.013	14:47:33.466	
3 -	35.710	28.323	1:04.033 (1)	81.85		14:48:37.499	

BMCRC - MRO Championships 2024 - Rnd 2 @ Pembrey

BMCRC Thunderbike Ultra & Extreme

RACE 14 - BEST SECTORS

SECTOR 1			SECTOR 2			IDEAL / BEST COMPARISON						
POS	NO	NAME	TIME	NO	NAME	TIME	POS	NO	NAME	IDEAL	BEST	DIFF
									PERFECT LAP	1:00.736		
1	99	BUTTERWORTH	33.891	99	BUTTERWORTH	26.845	1	99	BUTTERWORTH	1:00.736	1:01.006	0.270
2	800	CREASEY	34.849	800	CREASEY	27.298	2	800	CREASEY	1:02.147	1:02.147	0.000
3	77	MAY	34.902	53	McGLYNN	27.391	3	77	MAY	1:02.490	1:02.754	0.264
4	53	McGLYNN	35.198	77	MAY	27.588	4	53	McGLYNN	1:02.589	1:02.589	0.000
5	46	GATES	35.262	85	WOOD	27.624	5	85	WOOD	1:02.954	1:02.954	0.000
6	85	WOOD	35.330	19	DONOVAN	27.729	6	19	DONOVAN	1:03.105	1:03.331	0.226
7	19	DONOVAN	35.376	78	THOMAS	27.777	7	46	GATES	1:03.307	1:03.489	0.182
8	118	CORKETT	35.449	48	WALLIS	28.009	8	78	THOMAS	1:03.311	1:03.311	0.000
9	78	THOMAS	35.534	46	GATES	28.045	9	118	CORKETT	1:03.531	1:03.597	0.066
10	169	SMITH	35.620	118	CORKETT	28.082	10	48	WALLIS	1:03.685	1:03.942	0.257
11	48	WALLIS	35.676	169	SMITH	28.221	11	169	SMITH	1:03.841	1:03.994	0.153
12	35	DAVIES	35.698	35	DAVIES	28.323	12	35	DAVIES	1:04.021	1:04.033	0.012
13	152	GOLDSMITH	36.572	4	KILLWORTH	28.360	13	4	KILLWORTH	1:05.336	1:05.609	0.273
14	4	KILLWORTH	36.976	152	GOLDSMITH	28.849	14	152	GOLDSMITH	1:05.421	1:05.421	0.000
15	20	SWYER	37.989	20	SWYER	29.101	15	20	SWYER	1:07.090	1:07.474	0.384
16	89	SKINNS	40.593	89	SKINNS	31.709	16	89	SKINNS	1:12.302	1:12.672	0.370

BMCRC - MRO Championships 2024 - Rnd 2 @ Pembrey

BMCRC Thunderbike Ultra & Extreme

RACE 14 - STATISTICS

Competitors Started 16
Planned Start 2024-04-14 @ 14:45:00.000
Actual Start 2024-04-14 @ 14:45:19.291
Finish Time 2024-04-14 @ 14:57:43.734
Track Length 1.4560mi.
Total Laps 180
Total Distance Covered 262.0800mi.

Session Fastest Lap History

NO	CL	NAME	LAP TIME	TIME OF DAY	LAP	VEHICLE
99	U	Steven BUTTERWORTH	1:01.023	14:47:26.958	2	Yamaha R1
99	U	Steven BUTTERWORTH	1:01.006	14:49:29.127	4	Yamaha R1

Session Leader History

NO	CL	NAME	FROM LAP	LAPS LED	DISTANCE	VEHICLE
99	U	Steven BUTTERWORTH	1	12	17.47 miles	Yamaha R1

Flag History

TYPE	TIME OF DAY
GREEN	14:45:19.291
FINISH	14:57:43.734

Flag Statistics

TYPE	COUNT	TOTAL LAPS	TOTAL TIME
Green	1	12	13:26.849
Red	0	0	0.000
Safety Car	0	0	0.000
FCY	0	0	0.000

BMCRC - MRO Championships 2024 - Rnd 2 @ Pembrey

BMCRC Thunderbike Ultra & Extreme

RACE 14 - STATISTICS

CLASS : E

6 Starters

Fastest Lap History

NO	NAME	LAP TIME	TIME OF DAY	LAP	VEHICLE
35	Tony DAVIES	1:04.046	14:47:33.478	2	Yamaha YZF 750
35	Tony DAVIES	1:04.033	14:48:37.510	3	Yamaha YZF 750
77	David MAY	1:03.719	14:50:45.779	5	Suzuki GSXR 750 K1
118	Darren CORKETT	1:03.597	14:51:51.141	6	Suzuki GSXR 750
77	David MAY	1:03.411	14:52:53.148	7	Suzuki GSXR 750 K1
77	David MAY	1:03.023	14:54:59.801	9	Suzuki GSXR 750 K1
77	David MAY	1:02.754	14:57:05.865	11	Suzuki GSXR 750 K1

Leader History

NO	NAME	FROM LAP	LAPS LED	DISTANCE	VEHICLE
77	David MAY	1	1	1.45 miles	Suzuki GSXR 750 K1
35	Tony DAVIES	2	2	2.91 miles	Yamaha YZF 750
77	David MAY	4	9	13.10 miles	Suzuki GSXR 750 K1

BMCRC - MRO Championships 2024 - Rnd 2 @ Pembrey

BMCRC Thunderbike Ultra & Extreme

RACE 14 - STATISTICS

CLASS : U


10 Starters

Fastest Lap History

NO	NAME	LAP TIME	TIME OF DAY	LAP	VEHICLE
99	Steven BUTTERWORTH	1:01.023	14:47:26.958	2	Yamaha R1
99	Steven BUTTERWORTH	1:01.006	14:49:29.127	4	Yamaha R1

Leader History

NO	NAME	FROM LAP	LAPS LED	DISTANCE	VEHICLE
99	Steven BUTTERWORTH	1	12	17.47 miles	Yamaha R1



THE CLOTHING KINGS BMCRC THUNDERBIKE SPORT / TW SUSPENSION BMCRC SUPERTWINS



BMCRC-MRO Championships - Round 2
Pembrey
13th / 14th April 2024



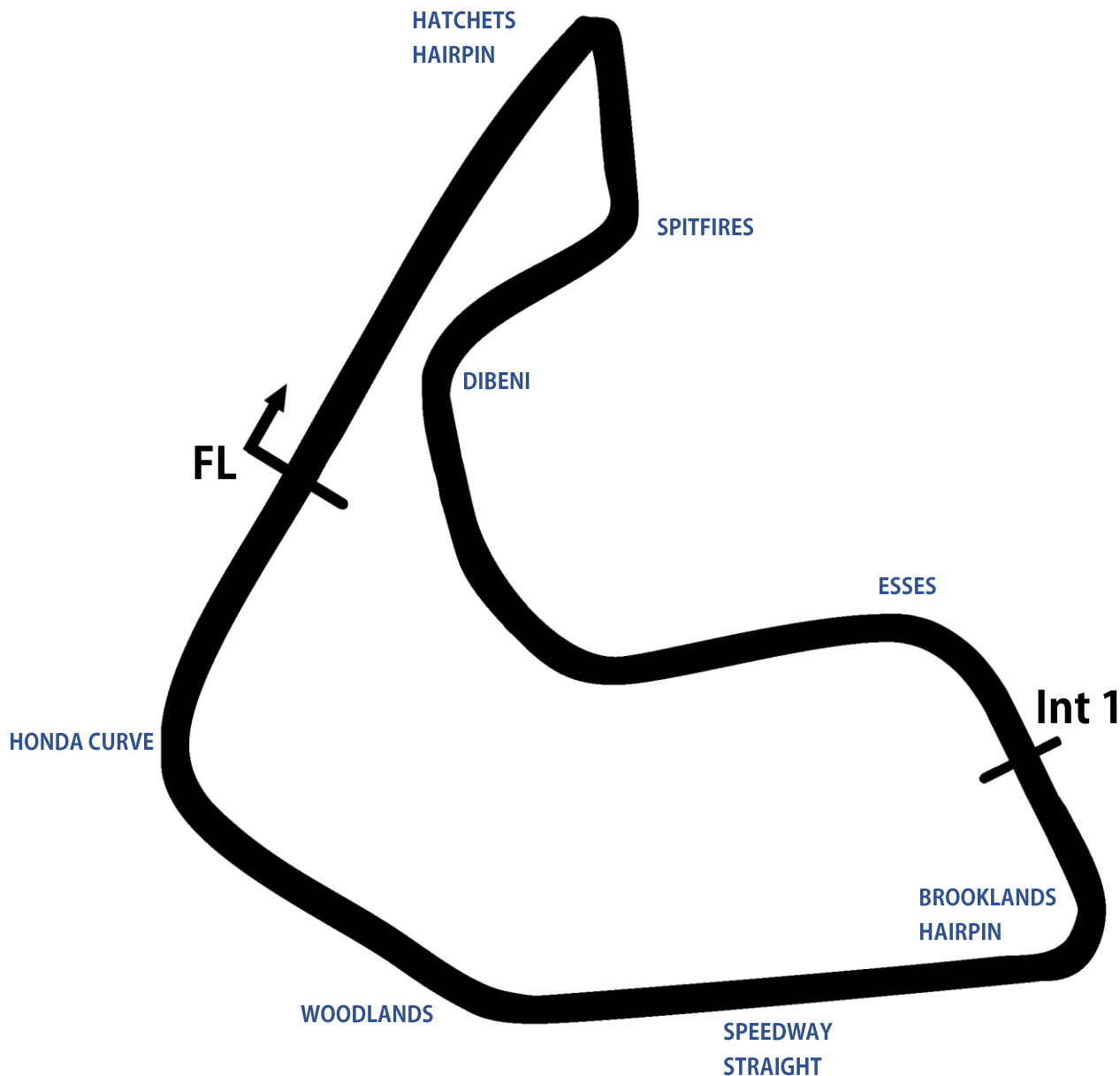
Timing & Results Provided by Timing Solutions Ltd

www.tsl-timing.com



Pembrey National Circuit

Llanelli, Carmarthenshire, UK



Length	1.4560 miles 2.343 km 2343.2m		
FL		51.70587 N	4.32386 W
Int 1	1223m	51.70430 N	4.31667 W
Pit Entry	2304m	51.70597 N	4.32374 W
Pit Exit	100m after FL	51.70664 N	4.32301 W
Pit Entry - Pit Exit	100m, 7.2s @ 50kph, 6.0s @ 60kph		



BMCRC - MRO Championships 2024 - Rnd 2 @ Pembrey

BMCRC Thunderbike Sport & BMCRC Supertwins

QUALIFYING - CLASSIFICATION

POS	NO	CL	PIC	NAME	ENTRY	TIME	ON	LAPS	GAP	DIFF	MPH
1	9		1	Matt WETHERELL	Suzuki GSXR 600 - Lamonde Racing	1:02.617	8	9			83.70
2	77		2	Joe WHITE	Suzuki GSXR 600 - The Race Shack /Just In Graphics	1:03.300	3	9	0.683	0.683	82.80
3	15		3	Daniel MERCER	Yamaha R6 - Merc&Co Racing	1:03.708	4	9	1.091	0.408	82.27
4	28	SUP	1	Paul Potchy WILLIAMS	Kawazaki Z650 -	1:03.898	5	8	1.281	0.190	82.03
5	69		4	Tony RUSSO	Yamaha R6 - Wymark Lubricants	1:04.172	8	9	1.555	0.274	81.68
6	97		5	Alex MANN	Honda CBR600RR - Michael Jones Jeweller, Esprit Gr	1:04.466	9	9	1.849	0.294	81.30
7	3	SUP	2	Oliver ARBON	Suzuki SV650 - TT Plumbing & Heating	1:05.349	8	9	2.732	0.883	80.20
8	59		6	Andrew DENYER	Yamaha OW01 - me	1:05.446	6	8	2.829	0.097	80.09
9	81	SUP	3	Malvern MAY	Aprilia RS660 - IMP racing	1:06.035	5	8	3.418	0.589	79.37
10	100	SUP	4	Craig HOWTON	Kawasaki ER6N - ME	1:06.927	7	7	4.310	0.892	78.31
11	21	SUP	5	Toby FINNIS	Suzuki SV650 - CRAWFORDS/ TEY FS/ HAM	1:07.017	7	9	4.400	0.090	78.21
12	115		7	James SVENSEN	Suzuki SV650S - Team TSR - HCL - RG Racing	1:07.025	8	8	4.408	0.008	78.20
13	181	SUP	6	Neil CONNELL	- Bandolier Motorcycle Racing Team	1:07.280	3	8	4.663	0.255	77.90
14	33		8	Mark BISWELL	Yamaha FZR600R - Bizzle Bikesport	1:07.680	5	8	5.063	0.400	77.44
15	48		9	Shaun WALLIS	Yamaha R6 - MBC Despatch Racing	1:08.219	9	9	5.602	0.539	76.83
16	90		10	Jack WOLFF	Yamaha R6 -	1:08.220	7	9	5.603	0.001	76.83
17	27	SUP	7	Ben BROWN	Yamaha R7 - Hunts Motorcycles	1:08.248	5	8	5.631	0.028	76.80
18	14	R	1	George DAVIES	Suzuki SV650 - G & B Customs	1:09.358	8	9	6.741	1.110	75.57
19	137		11	Colin McPHERSON	Yamaha R6 -	1:09.905	8	9	7.288	0.547	74.98
20	53	R	2	Peter HAMMOND	Suzuki SRAD -	1:10.552	8	8	7.935	0.647	74.29
21	177		12	Michael HOPKINS	- MYSELF	1:11.292	2	7	8.675	0.740	73.52
22	444	R	3	Brian HARRISON	-	1:12.099	3	7	9.482	0.807	72.70
23	175	R	4	Tom SVENSEN	Suzuki SV650 - Team TSR - HCL Carsales - RG racing	1:12.325	8	8	9.708	0.226	72.47
24	333		13	Andrew HOUGHTON	Husqvarna FS450 - Techoir	1:12.721	7	8	10.104	0.396	72.07
25	55	R	5	Magnus MANSON-CHUBB	Kawasaki ZXR400L -	1:12.960	7	8	10.343	0.239	71.84
26	89	R	6	Daryl SKINNS	Suzuki GSXR 750 - Indoor Climate Systems UK LTD	1:13.167	3	8	10.550	0.207	71.63

Weather / Track : Cloudy / Dry

Date: 13/04/2024 Start: 09:00 Finish: 09:10

These results are provisional until the conclusion of any judicial and technical matters.

Pembrey National: 1.4560 miles

Clerk Of Course:	Stewards:	Timekeeper:	
		<i>Craig Smith</i>	

Results can be found at www.tsl-timing.com

Printed - 09:12 Saturday, 13 April 2024



BMCRC - MRO Championships 2024 - Rnd 2 @ Pembrey

BMCRC Thunderbike Sport & BMCRC Supertwins

QUALIFYING - SECTOR ANALYSIS



SECTOR 1 = FL to I1, SECTOR 2 = I1 to FL, DIFF = Difference To Personal Best Lap, P = Crossed Finish Line in Pit Lane, D = Time Disallowed

P1 9		Matt WETHERELL		Suzuki GSXR 600 - Lamonde Racing			
IDEAL LAP TIME : 1:02.309		BEST LAP TIME : 1:02.617		DIFFERENCE : 0.308			
LAP	SECTOR 1	SECTOR 2	LAP TIME	MPH	DIFF	TIME OF DAY	
1 -	39.916	29.673	1:09.589	75.32	6.972	09:01:42.154	
2 -	36.228	28.453	1:04.681	81.03	2.064	09:02:46.835	
3 -	35.805	27.800	1:03.605	82.40	0.988	09:03:50.440	
4 -	35.053	29.095	1:04.148	81.71	1.531	09:04:54.588	
5 -	34.785	27.916	1:02.701 (2)	83.59	0.084	09:05:57.289	
6 -	34.969	28.132	1:03.101 (3)	83.06	0.484	09:07:00.390	
7 -	37.021	28.718	1:05.739	79.73	3.122	09:08:06.129	
8 -	35.093	27.524	1:02.617 (1)	83.70		09:09:08.746	
9 -	45.571	IN PIT	1:57.547 P	44.59	54.930	09:11:06.293	

P2 77		Joe WHITE		Suzuki GSXR 600 - The Race Shack /Just In Graphics			
IDEAL LAP TIME : 1:03.097		BEST LAP TIME : 1:03.300		DIFFERENCE : 0.203			
LAP	SECTOR 1	SECTOR 2	LAP TIME	MPH	DIFF	TIME OF DAY	
1 -	42.694	30.366	1:13.060	71.74	9.760	09:01:42.652	
2 -	36.840	28.839	1:05.679	79.80	2.379	09:02:48.331	
3 -	35.547	27.753	1:03.300 (1)	82.80		09:03:51.631	
4 -	35.967	28.079	1:04.046 (3)	81.84	0.746	09:04:55.677	
5 -	38.137	28.243	1:06.380	78.96	3.080	09:06:02.057	
6 -	39.206	29.216	1:08.422	76.60	5.122	09:07:10.479	
7 -	36.106	28.516	1:04.622	81.11	1.322	09:08:15.101	
8 -	35.344	28.729	1:04.073	81.80	0.773	09:09:19.174	
9 -	35.566	28.193	1:03.759 (2)	82.20	0.459	09:10:22.933	

P3 15		Daniel MERCER		Yamaha R6 - Merc&Co Racing			
IDEAL LAP TIME : 1:03.681		BEST LAP TIME : 1:03.708		DIFFERENCE : 0.027			
LAP	SECTOR 1	SECTOR 2	LAP TIME	MPH	DIFF	TIME OF DAY	
1 -	40.313	30.449	1:10.762	74.07	7.054	09:01:41.686	
2 -	37.309	29.155	1:06.464	78.86	2.756	09:02:48.150	
3 -	36.327	28.253	1:04.580 (3)	81.16	0.872	09:03:52.730	
4 -	35.518	28.190	1:03.708 (1)	82.27		09:04:56.438	
5 -	42.556	30.284	1:12.840	71.96	9.132	09:06:09.278	
6 -	36.762	28.790	1:05.552	79.96	1.844	09:07:14.830	
7 -	36.000	28.801	1:04.801	80.88	1.093	09:08:19.631	
8 -	35.491	28.476	1:03.967 (2)	81.94	0.259	09:09:23.598	
9 -	37.293	31.369	1:08.662	76.33	4.954	09:10:32.260	

P4 28 SUP		Paul Potchy WILLIAMS		Kawazaki Z650 -			
IDEAL LAP TIME : 1:03.886		BEST LAP TIME : 1:03.898		DIFFERENCE : 0.012			
LAP	SECTOR 1	SECTOR 2	LAP TIME	MPH	DIFF	TIME OF DAY	
1 -		31.453	1:18.258	66.97	14.360	09:02:35.421	
2 -	39.861	33.889	1:13.750	71.07	9.852	09:03:49.171	
3 -	36.647	29.567	1:06.214	79.16	2.316	09:04:55.385	
4 -	36.014	28.457	1:04.471 (2)	81.30	0.573	09:05:59.856	
5 -	35.809	28.089	1:03.898 (1)	82.03		09:07:03.754	
6 -	35.797	29.304	1:05.101	80.51	1.203	09:08:08.855	
7 -	36.663	28.322	1:04.985 (3)	80.65	1.087	09:09:13.840	
8 -	36.896	28.541	1:05.437	80.10	1.539	09:10:19.277	

BMCRC - MRO Championships 2024 - Rnd 2 @ Pembrey

BMCRC Thunderbike Sport & BMCRC Supertwins

QUALIFYING - SECTOR ANALYSIS



SECTOR 1 = FL to I1, SECTOR 2 = I1 to FL, DIFF = Difference To Personal Best Lap, P = Crossed Finish Line in Pit Lane, D = Time Disallowed

P5 69		Tony RUSSO		Yamaha R6 - Wymark Lubricants			
IDEAL LAP TIME : 1:04.172		BEST LAP TIME : 1:04.172		DIFFERENCE : 0.000			
LAP	SECTOR 1	SECTOR 2	LAP TIME	MPH	DIFF	TIME OF DAY	
1 -	42.713	31.499	1:14.212	70.63	10.040	09:01:44.998	
2 -	38.788	29.374	1:08.162	76.89	3.990	09:02:53.160	
3 -	37.020	28.781	1:05.801	79.65	1.629	09:03:58.961	
4 -	36.162	28.676	1:04.838 (2)	80.84	0.666	09:05:03.799	
5 -	36.513	28.718	1:05.231	80.35	1.059	09:06:09.030	
6 -	36.216	28.708	1:04.924 (3)	80.73	0.752	09:07:13.954	
7 -	36.514	28.507	1:05.021	80.61	0.849	09:08:18.975	
8 -	35.691	28.481	1:04.172 (1)	81.68		09:09:23.147	
9 -	37.425	31.216	1:08.641	76.36	4.469	09:10:31.788	

P6 97		Alex MANN		Honda CBR600RR - Michael Jones Jeweller, Esprit Group, Eas			
IDEAL LAP TIME : 1:04.372		BEST LAP TIME : 1:04.466		DIFFERENCE : 0.094			
LAP	SECTOR 1	SECTOR 2	LAP TIME	MPH	DIFF	TIME OF DAY	
1 -	40.937	30.370	1:11.307	73.50	6.841	09:02:18.138	
2 -	38.181	29.585	1:07.766	77.34	3.300	09:03:25.904	
3 -	37.652	29.085	1:06.737	78.54	2.271	09:04:32.641	
4 -	36.729	30.185	1:06.914	78.33	2.448	09:05:39.555	
5 -	36.639	28.686	1:05.325 (3)	80.23	0.859	09:06:44.880	
6 -	36.782	30.084	1:06.866	78.38	2.400	09:07:51.746	
7 -	36.546	29.012	1:05.558	79.95	1.092	09:08:57.304	
8 -	36.161	28.467	1:04.628 (2)	81.10	0.162	09:10:01.932	
9 -	35.905	28.561	1:04.466 (1)	81.30		09:11:06.398	

P7 3 SUP		Oliver ARBON		Suzuki SV650 - TT Plumbing & Heating			
IDEAL LAP TIME : 1:05.070		BEST LAP TIME : 1:05.349		DIFFERENCE : 0.279			
LAP	SECTOR 1	SECTOR 2	LAP TIME	MPH	DIFF	TIME OF DAY	
1 -	41.792	31.545	1:13.337	71.47	7.988	09:01:49.830	
2 -	38.877	29.587	1:08.464	76.55	3.115	09:02:58.294	
3 -	37.477	29.136	1:06.613	78.68	1.264	09:04:04.907	
4 -	37.427	29.229	1:06.656	78.63	1.307	09:05:11.563	
5 -	36.681	28.689	1:05.370 (2)	80.18	0.021	09:06:16.933	
6 -	36.592	28.894	1:05.486 (3)	80.04	0.137	09:07:22.419	
7 -	37.337	28.826	1:06.163	79.22	0.814	09:08:28.582	
8 -	36.781	28.568	1:05.349 (1)	80.20		09:09:33.931	
9 -	36.502	30.963	1:07.465	77.69	2.116	09:10:41.396	

P8 59		Andrew DENYER		Yamaha OW01 - me			
IDEAL LAP TIME : 1:05.446		BEST LAP TIME : 1:05.446		DIFFERENCE : 0.000			
LAP	SECTOR 1	SECTOR 2	LAP TIME	MPH	DIFF	TIME OF DAY	
1 -	40.819	30.679	1:11.498	73.31	6.052	09:03:13.671	
2 -	38.318	29.005	1:07.323	77.85	1.877	09:04:20.994	
3 -	37.583	29.434	1:07.017	78.21	1.571	09:05:28.011	
4 -	36.700	29.634	1:06.334	79.01	0.888	09:06:34.345	
5 -	37.132	29.193	1:06.325	79.02	0.879	09:07:40.670	
6 -	36.467	28.979	1:05.446 (1)	80.09		09:08:46.116	
7 -	36.936	29.384	1:06.320 (3)	79.03	0.874	09:09:52.436	
8 -	36.823	29.436	1:06.259 (2)	79.10	0.813	09:10:58.695	

BMCRC - MRO Championships 2024 - Rnd 2 @ Pembrey

BMCRC Thunderbike Sport & BMCRC Supertwins

QUALIFYING - SECTOR ANALYSIS



SECTOR 1 = FL to I1, SECTOR 2 = I1 to FL, DIFF = Difference To Personal Best Lap, P = Crossed Finish Line in Pit Lane, D = Time Disallowed

P9		81 SUP		Malvern MAY		Aprilia RS660 - IMP racing	
IDEAL LAP TIME : 1:06.035		BEST LAP TIME : 1:06.035		DIFFERENCE : 0.000			
LAP	SECTOR 1	SECTOR 2	LAP TIME	MPH	DIFF	TIME OF DAY	
1 -		30.941	1:17.455	67.67	11.420	09:02:35.330	
2 -	37.410	29.760	1:07.170	78.03	1.135	09:03:42.500	
3 -	38.242	30.156	1:08.398	76.63	2.363	09:04:50.898	
4 -	36.420	30.087	1:06.507	78.81	0.472	09:05:57.405	
5 -	36.344	29.691	1:06.035 (1)	79.37		09:07:03.440	
6 -	36.552	29.812	1:06.364 (3)	78.98	0.329	09:08:09.804	
7 -	39.302	30.200	1:09.502	75.41	3.467	09:09:19.306	
8 -	36.417	29.929	1:06.346 (2)	79.00	0.311	09:10:25.652	

P10		100 SUP		Craig HOWTON		Kawasaki ER6N - ME	
IDEAL LAP TIME : 1:06.787		BEST LAP TIME : 1:06.927		DIFFERENCE : 0.140			
LAP	SECTOR 1	SECTOR 2	LAP TIME	MPH	DIFF	TIME OF DAY	
1 -	40.746	31.090	1:11.836	72.96	4.909	09:02:22.157	
2 -	38.134	30.174	1:08.308	76.73	1.381	09:03:30.465	
3 -	38.072	30.071	1:08.143	76.92	1.216	09:04:38.608	
4 -	37.852	29.473	1:07.325 (2)	77.85	0.398	09:05:45.933	
5 -	37.627	30.376	1:08.003	77.07	1.076	09:06:53.936	
6 -	37.737	29.685	1:07.422 (3)	77.74	0.495	09:08:01.358	
7 -	37.767	29.160	1:06.927 (1)	78.31		09:09:08.285	

P11		21 SUP		Toby FINNIS		Suzuki SV650 - CRAWFORDS/ TEY FS/ HAM	
IDEAL LAP TIME : 1:06.500		BEST LAP TIME : 1:07.017		DIFFERENCE : 0.517			
LAP	SECTOR 1	SECTOR 2	LAP TIME	MPH	DIFF	TIME OF DAY	
1 -	40.325	30.560	1:10.885	73.94	3.868	09:02:04.639	
2 -	39.207	30.422	1:09.629	75.27	2.612	09:03:14.268	
3 -	39.772	31.391	1:11.163	73.65	4.146	09:04:25.431	
4 -	37.524	29.917	1:07.441 (2)	77.72	0.424	09:05:32.872	
5 -	38.397	30.592	1:08.989	75.97	1.972	09:06:41.861	
6 -	39.620	30.177	1:09.797	75.09	2.780	09:07:51.658	
7 -	37.465	29.552	1:07.017 (1)	78.21		09:08:58.675	
8 -	36.948	30.549	1:07.497 (3)	77.65	0.480	09:10:06.172	
9 -	37.542	31.943	1:09.485	75.43	2.468	09:11:15.657	

P12		115		James SVENSEN		Suzuki SV650S - Team TSR - HCL - RG Racing	
IDEAL LAP TIME : 1:06.991		BEST LAP TIME : 1:07.025		DIFFERENCE : 0.034			
LAP	SECTOR 1	SECTOR 2	LAP TIME	MPH	DIFF	TIME OF DAY	
1 -	40.607	34.842	1:15.449	69.47	8.424	09:02:11.419	
2 -	38.428	30.412	1:08.840	76.14	1.815	09:03:20.259	
3 -	38.194	30.239	1:08.433 (3)	76.59	1.408	09:04:28.692	
4 -	46.916	30.208	1:17.124	67.96	10.099	09:05:45.816	
5 -	39.021	30.497	1:09.518	75.39	2.493	09:06:55.334	
6 -	40.167	30.722	1:10.889	73.94	3.864	09:08:06.223	
7 -	37.065	30.007	1:07.072 (2)	78.14	0.047	09:09:13.295	
8 -	37.099	29.926	1:07.025 (1)	78.20		09:10:20.320	

P13		181 SUP		Neil CONNELL		- Bandolier Motorcycle Racing Team	
IDEAL LAP TIME : 1:07.154		BEST LAP TIME : 1:07.280		DIFFERENCE : 0.126			
LAP	SECTOR 1	SECTOR 2	LAP TIME	MPH	DIFF	TIME OF DAY	
1 -		31.701	1:18.091	67.12	10.811	09:03:02.500	
2 -	38.402	30.087	1:08.489	76.53	1.209	09:04:10.989	
3 -	37.498	29.782	1:07.280 (1)	77.90		09:05:18.269	
4 -	37.706	29.814	1:07.520 (3)	77.63	0.240	09:06:25.789	
5 -	37.613	29.867	1:07.480 (2)	77.67	0.200	09:07:33.269	
6 -	37.372	30.571	1:07.943	77.14	0.663	09:08:41.212	
7 -	38.998	32.466	1:11.464	73.34	4.184	09:09:52.676	
8 -	43.869	IN PIT	1:40.594 P	52.10	33.314	09:11:33.270	

BMCRC - MRO Championships 2024 - Rnd 2 @ Pembrey

BMCRC Thunderbike Sport & BMCRC Supertwins

QUALIFYING - SECTOR ANALYSIS



SECTOR 1 = FL to I1, SECTOR 2 = I1 to FL, DIFF = Difference To Personal Best Lap, P = Crossed Finish Line in Pit Lane, D = Time Disallowed

P14 33		Mark BISWELL		Yamaha FZR600R - Bizzle Bikesport			
IDEAL LAP TIME : 1:06.835		BEST LAP TIME : 1:07.680		DIFFERENCE : 0.845			
LAP	SECTOR 1	SECTOR 2	LAP TIME	MPH	DIFF	TIME OF DAY	
1 -	42.645	32.641	1:15.286	69.62	7.606	09:02:29.097	
2 -	40.829	31.853	1:12.682	72.11	5.002	09:03:41.779	
3 -	41.270	31.794	1:13.064	71.73	5.384	09:04:54.843	
4 -	39.052	30.326	1:09.378	75.55	1.698	09:06:04.221	
5 -	37.945	29.735	1:07.680 (1)	77.44		09:07:11.901	
6 -	37.100	30.797	1:07.897 (2)	77.19	0.217	09:08:19.798	
7 -	37.455	31.394	1:08.849 (3)	76.13	1.169	09:09:28.647	
8 -	37.402	IN PIT	1:33.082 P	56.31	25.402	09:11:01.729	

P15 48		Shaun WALLIS		Yamaha R6 - MBC Despatch Racing			
IDEAL LAP TIME : 1:08.200		BEST LAP TIME : 1:08.219		DIFFERENCE : 0.019			
LAP	SECTOR 1	SECTOR 2	LAP TIME	MPH	DIFF	TIME OF DAY	
1 -	44.453	33.796	1:18.249	66.98	10.030	09:01:49.919	
2 -	43.928	32.998	1:16.926	68.13	8.707	09:03:06.845	
3 -	40.685	31.645	1:12.330	72.46	4.111	09:04:19.175	
4 -	39.156	31.270	1:10.426	74.42	2.207	09:05:29.601	
5 -	39.252	32.765	1:12.017	72.78	3.798	09:06:41.618	
6 -	39.651	31.755	1:11.406	73.40	3.187	09:07:53.024	
7 -	38.128	30.619	1:08.747 (2)	76.24	0.528	09:09:01.771	
8 -	38.390	30.692	1:09.082 (3)	75.87	0.863	09:10:10.853	
9 -	38.147	30.072	1:08.219 (1)	76.83		09:11:19.072	

P16 90		Jack WOLFF		Yamaha R6 -			
IDEAL LAP TIME : 1:08.220		BEST LAP TIME : 1:08.220		DIFFERENCE : 0.000			
LAP	SECTOR 1	SECTOR 2	LAP TIME	MPH	DIFF	TIME OF DAY	
1 -	44.418	32.887	1:17.305	67.80	9.085	09:01:50.147	
2 -	43.408	31.579	1:14.987	69.90	6.767	09:03:05.134	
3 -	38.879	30.650	1:09.529	75.38	1.309	09:04:14.663	
4 -	38.629	31.130	1:09.759	75.13	1.539	09:05:24.422	
5 -	38.256	30.193	1:08.449 (2)	76.57	0.229	09:06:32.871	
6 -	38.508	30.262	1:08.770 (3)	76.21	0.550	09:07:41.641	
7 -	38.074	30.146	1:08.220 (1)	76.83		09:08:49.861	
8 -	40.031	31.798	1:11.829	72.97	3.609	09:10:01.690	
9 -	38.560	IN PIT	1:40.002 P	52.41	31.782	09:11:41.692	

P17 27 SUP		Ben BROWN		Yamaha R7 - Hunts Motorcycles			
IDEAL LAP TIME : 1:07.442		BEST LAP TIME : 1:08.248		DIFFERENCE : 0.806			
LAP	SECTOR 1	SECTOR 2	LAP TIME	MPH	DIFF	TIME OF DAY	
1 -	41.818	32.245	1:14.063	70.77	5.815	09:02:24.019	
2 -	38.586	30.943	1:09.529	75.38	1.281	09:03:33.548	
3 -	38.022	30.371	1:08.393 (2)	76.63	0.145	09:04:41.941	
4 -	37.831	30.691	1:08.522	76.49	0.274	09:05:50.463	
5 -	37.607	30.641	1:08.248 (1)	76.80		09:06:58.711	
6 -	38.492	31.386	1:09.878	75.01	1.630	09:08:08.589	
7 -	38.312	30.206	1:08.518 (3)	76.49	0.270	09:09:17.107	
8 -	37.236	32.127	1:09.363	75.56	1.115	09:10:26.470	

BMCRC - MRO Championships 2024 - Rnd 2 @ Pembrey

BMCRC Thunderbike Sport & BMCRC Supertwins

QUALIFYING - SECTOR ANALYSIS



SECTOR 1 = FL to I1, SECTOR 2 = I1 to FL, DIFF = Difference To Personal Best Lap, P = Crossed Finish Line in Pit Lane, D = Time Disallowed

P18 14 R		George DAVIES		Suzuki SV650 - G & B Customs			
IDEAL LAP TIME : 1:09.329		BEST LAP TIME : 1:09.358		DIFFERENCE : 0.029			
LAP	SECTOR 1	SECTOR 2	LAP TIME	MPH	DIFF	TIME OF DAY	
1 -	42.834	33.250	1:16.084	68.89	6.726	09:01:51.383	
2 -	42.664	33.160	1:15.824	69.12	6.466	09:03:07.207	
3 -	39.175	31.670	1:10.845	73.98	1.487	09:04:18.052	
4 -	39.079	31.637	1:10.716	74.12	1.358	09:05:28.768	
5 -	38.681	31.168	1:09.849	75.04	0.491	09:06:38.617	
6 -	38.714	31.047	1:09.761 (2)	75.13	0.403	09:07:48.378	
7 -	39.237	30.774	1:10.011	74.86	0.653	09:08:58.389	
8 -	38.710	30.648	1:09.358 (1)	75.57		09:10:07.747	
9 -	38.881	30.957	1:09.838 (3)	75.05	0.480	09:11:17.585	

P19 137		Colin McPHERSON		Yamaha R6 -			
IDEAL LAP TIME : 1:09.778		BEST LAP TIME : 1:09.905		DIFFERENCE : 0.127			
LAP	SECTOR 1	SECTOR 2	LAP TIME	MPH	DIFF	TIME OF DAY	
1 -	44.750	32.710	1:17.460	67.66	7.555	09:01:50.563	
2 -	41.205	31.542	1:12.747	72.05	2.842	09:03:03.310	
3 -	39.424	30.739	1:10.163 (3)	74.70	0.258	09:04:13.473	
4 -	39.352	31.466	1:10.818	74.01	0.913	09:05:24.291	
5 -	39.915	30.953	1:10.868	73.96	0.963	09:06:35.159	
6 -	39.550	30.772	1:10.322	74.53	0.417	09:07:45.481	
7 -	39.218	31.254	1:10.472	74.37	0.567	09:08:55.953	
8 -	39.345	30.560	1:09.905 (1)	74.98		09:10:05.858	
9 -	39.287	30.745	1:10.032 (2)	74.84	0.127	09:11:15.890	

P20 53 R		Peter HAMMOND		Suzuki SRAD -			
IDEAL LAP TIME : 1:09.881		BEST LAP TIME : 1:10.552		DIFFERENCE : 0.671			
LAP	SECTOR 1	SECTOR 2	LAP TIME	MPH	DIFF	TIME OF DAY	
1 -	44.828	32.438	1:17.266	67.83	6.714	09:01:53.929	
2 -	41.158	32.370	1:13.528	71.28	2.976	09:03:07.457	
3 -	40.474	31.827	1:12.301	72.49	1.749	09:04:19.758	
4 -	40.765	31.439	1:12.204	72.59	1.652	09:05:31.962	
5 -	39.971	31.029	1:11.000 (2)	73.82	0.448	09:06:42.962	
6 -	40.113	31.023	1:11.136	73.68	0.584	09:07:54.098	
7 -	39.629	31.493	1:11.122 (3)	73.69	0.570	09:09:05.220	
8 -	38.858	31.694	1:10.552 (1)	74.29		09:10:15.772	

P21 177		Michael HOPKINS		- MYSELF			
IDEAL LAP TIME : 1:11.034		BEST LAP TIME : 1:11.292		DIFFERENCE : 0.258			
LAP	SECTOR 1	SECTOR 2	LAP TIME	MPH	DIFF	TIME OF DAY	
1 -	41.786	31.524	1:13.310	71.49	2.018	09:03:16.233	
2 -	39.737	31.555	1:11.292 (1)	73.52		09:04:27.525	
3 -	40.523	32.184	1:12.707	72.09	1.415	09:05:40.232	
4 -	41.358	32.501	1:13.859	70.96	2.567	09:06:54.091	
5 -	41.865	32.591	1:14.456	70.39	3.164	09:08:08.547	
6 -	40.767	31.466	1:12.233 (2)	72.56	0.941	09:09:20.780	
7 -	39.568	32.668	1:12.236 (3)	72.56	0.944	09:10:33.016	

P22 444 R		Brian HARRISON		-			
IDEAL LAP TIME : 1:11.361		BEST LAP TIME : 1:12.099		DIFFERENCE : 0.738			
LAP	SECTOR 1	SECTOR 2	LAP TIME	MPH	DIFF	TIME OF DAY	
1 -	42.327	32.321	1:14.648	70.21	2.549	09:03:18.428	
2 -	41.023	31.462	1:12.485 (3)	72.31	0.386	09:04:30.913	
3 -	40.837	31.262	1:12.099 (1)	72.70		09:05:43.012	
4 -	40.099	32.106	1:12.205 (2)	72.59	0.106	09:06:55.217	
5 -	41.966	32.124	1:14.090	70.74	1.991	09:08:09.307	
6 -	41.031	31.666	1:12.697	72.10	0.598	09:09:22.004	
7 -	41.538	IN PIT	1:37.671 P	53.66	25.572	09:10:59.675	

BMCRC - MRO Championships 2024 - Rnd 2 @ Pembrey

BMCRC Thunderbike Sport & BMCRC Supertwins

QUALIFYING - SECTOR ANALYSIS



SECTOR 1 = FL to I1, SECTOR 2 = I1 to FL, DIFF = Difference To Personal Best Lap, P = Crossed Finish Line in Pit Lane, D = Time Disallowed

P23		175 R		Tom SVENSEN		Suzuki SV650 - Team TSR - HCL Carsales - RG racing	
IDEAL LAP TIME : 1:12.325		BEST LAP TIME : 1:12.325		DIFFERENCE : 0.000			
LAP	SECTOR 1	SECTOR 2	LAP TIME	MPH	DIFF	TIME OF DAY	
1 -	45.471	33.664	1:19.135	66.23	6.810	09:01:56.836	
2 -	42.459	32.721	1:15.180	69.72	2.855	09:03:12.016	
3 -	41.789	32.541	1:14.330	70.51	2.005	09:04:26.346	
4 -	40.909	32.891	1:13.800	71.02	1.475	09:05:40.146	
5 -	41.413	32.179	1:13.592 (3)	71.22	1.267	09:06:53.738	
6 -	41.931	32.502	1:14.433	70.42	2.108	09:08:08.171	
7 -	40.749	32.225	1:12.974 (2)	71.82	0.649	09:09:21.145	
8 -	40.713	31.612	1:12.325 (1)	72.47		09:10:33.470	

P24		333		Andrew HOUGHTON		Husqvarna FS450 - Techoir	
IDEAL LAP TIME : 1:12.721		BEST LAP TIME : 1:12.721		DIFFERENCE : 0.000			
LAP	SECTOR 1	SECTOR 2	LAP TIME	MPH	DIFF	TIME OF DAY	
1 -		34.646	1:25.655	61.19	12.934	09:02:25.143	
2 -	42.603	33.618	1:16.221	68.76	3.500	09:03:41.364	
3 -	41.287	33.110	1:14.397	70.45	1.676	09:04:55.761	
4 -	40.413	32.763	1:13.176	71.63	0.455	09:06:08.937	
5 -	40.775	32.652	1:13.427	71.38	0.706	09:07:22.364	
6 -	40.292	32.619	1:12.911 (3)	71.89	0.190	09:08:35.275	
7 -	40.290	32.431	1:12.721 (1)	72.07		09:09:47.996	
8 -	40.445	32.464	1:12.909 (2)	71.89	0.188	09:11:00.905	

P25		55 R		Magnus MANSON-CHUBB		Kawasaki ZXR400L -	
IDEAL LAP TIME : 1:12.311		BEST LAP TIME : 1:12.960		DIFFERENCE : 0.649			
LAP	SECTOR 1	SECTOR 2	LAP TIME	MPH	DIFF	TIME OF DAY	
1 -	45.488	34.223	1:19.711	65.75	6.751	09:01:55.616	
2 -	42.684	32.721	1:15.405	69.51	2.445	09:03:11.021	
3 -	41.706	32.749	1:14.455	70.39	1.495	09:04:25.476	
4 -	41.296	32.880	1:14.176	70.66	1.216	09:05:39.652	
5 -	40.888	32.203	1:13.091 (2)	71.71	0.131	09:06:52.743	
6 -	41.314	32.246	1:13.560	71.25	0.600	09:08:06.303	
7 -	41.005	31.955	1:12.960 (1)	71.84		09:09:19.263	
8 -	40.356	32.740	1:13.096 (3)	71.70	0.136	09:10:32.359	

P26		89 R		Daryl SKINNS		Suzuki GSXR 750 - Indoor Climate Systems UK LTD	
IDEAL LAP TIME : 1:12.871		BEST LAP TIME : 1:13.167		DIFFERENCE : 0.296			
LAP	SECTOR 1	SECTOR 2	LAP TIME	MPH	DIFF	TIME OF DAY	
1 -	47.557	34.571	1:22.128	63.82	8.961	09:01:57.473	
2 -	43.745	32.790	1:16.535	68.48	3.368	09:03:14.008	
3 -	41.594	31.573	1:13.167 (1)	71.63		09:04:27.175	
4 -	41.739	31.481	1:13.220 (2)	71.58	0.053	09:05:40.395	
5 -	42.511	31.459	1:13.970 (3)	70.86	0.803	09:06:54.365	
6 -	42.658	31.818	1:14.476	70.37	1.309	09:08:08.841	
7 -	42.473	31.913	1:14.386	70.46	1.219	09:09:23.227	
8 -	41.412	33.971	1:15.383	69.53	2.216	09:10:38.610	

BMCRC - MRO Championships 2024 - Rnd 2 @ Pembrey

BMCRC Thunderbike Sport & BMCRC Supertwins

QUALIFYING - BEST SECTORS

SECTOR 1			SECTOR 2			IDEAL / BEST COMPARISON						
POS	NO	NAME	TIME	NO	NAME	TIME	POS	NO	NAME	IDEAL	BEST	DIFF
									PERFECT LAP	1:02.309		
1	9	WETHERELL	34.785	9	WETHERELL	27.524	1	9	WETHERELL	1:02.309	1:02.617	0.308
2	77	WHITE	35.344	77	WHITE	27.753	2	77	WHITE	1:03.097	1:03.300	0.203
3	15	MERCER	35.491	28	WILLIAMS	28.089	3	15	MERCER	1:03.681	1:03.708	0.027
4	69	RUSSO	35.691	15	MERCER	28.190	4	28	WILLIAMS	1:03.886	1:03.898	0.012
5	28	WILLIAMS	35.797	97	MANN	28.467	5	69	RUSSO	1:04.172	1:04.172	0.000
6	97	MANN	35.905	69	RUSSO	28.481	6	97	MANN	1:04.372	1:04.466	0.094
7	81	MAY	36.344	3	ARBON	28.568	7	3	ARBON	1:05.070	1:05.349	0.279
8	59	DENYER	36.467	59	DENYER	28.979	8	59	DENYER	1:05.446	1:05.446	0.000
9	3	ARBON	36.502	100	HOWTON	29.160	9	81	MAY	1:06.035	1:06.035	0.000
10	21	FINNIS	36.948	21	FINNIS	29.552	10	21	FINNIS	1:06.500	1:07.017	0.517
11	115	SVENSEN	37.065	81	MAY	29.691	11	100	HOWTON	1:06.787	1:06.927	0.140
12	33	BISWELL	37.100	33	BISWELL	29.735	12	33	BISWELL	1:06.835	1:07.680	0.845
13	27	BROWN	37.236	181	CONNELL	29.782	13	115	SVENSEN	1:06.991	1:07.025	0.034
14	181	CONNELL	37.372	115	SVENSEN	29.926	14	181	CONNELL	1:07.154	1:07.280	0.126
15	100	HOWTON	37.627	48	WALLIS	30.072	15	27	BROWN	1:07.442	1:08.248	0.806
16	90	WOLFF	38.074	90	WOLFF	30.146	16	48	WALLIS	1:08.200	1:08.219	0.019
17	48	WALLIS	38.128	27	BROWN	30.206	17	90	WOLFF	1:08.220	1:08.220	0.000
18	14	DAVIES	38.681	137	McPHERSON	30.560	18	14	DAVIES	1:09.329	1:09.358	0.029
19	53	HAMMOND	38.858	14	DAVIES	30.648	19	137	McPHERSON	1:09.778	1:09.905	0.127
20	137	McPHERSON	39.218	53	HAMMOND	31.023	20	53	HAMMOND	1:09.881	1:10.552	0.671
21	177	HOPKINS	39.568	444	HARRISON	31.262	21	177	HOPKINS	1:11.034	1:11.292	0.258
22	444	HARRISON	40.099	89	SKINNS	31.459	22	444	HARRISON	1:11.361	1:12.099	0.738
23	333	HOUGHTON	40.290	177	HOPKINS	31.466	23	55	MANSON-CHUBB	1:12.311	1:12.960	0.649
24	55	MANSON-CHUBB	40.356	175	SVENSEN	31.612	24	175	SVENSEN	1:12.325	1:12.325	0.000
25	175	SVENSEN	40.713	55	MANSON-CHUBB	31.955	25	333	HOUGHTON	1:12.721	1:12.721	0.000
26	89	SKINNS	41.412	333	HOUGHTON	32.431	26	89	SKINNS	1:12.871	1:13.167	0.296

BMCRC - MRO Championships 2024 - Rnd 2 @ Pembrey

BMCRC Thunderbike Sport & BMCRC Supertwins

QUALIFYING - STATISTICS

Competitors Started	26
Planned Start	2024-04-13 @ 09:00:00.000
Actual Start	2024-04-13 @ 09:00:12.300
Finish Time	2024-04-13 @ 09:10:11.927
Track Length	1.4560mi.
Total Laps	216
Total Distance Covered	314.4960mi.

Session Fastest Lap History

NO	CL	NAME	LAP TIME	TIME OF DAY	LAP	VEHICLE
15		Daniel MERCER	1:10.762	09:01:41.715	1	Yamaha R6
9		Matt WETHERELL	1:09.589	09:01:42.174	1	Suzuki GSXR 600
9		Matt WETHERELL	1:04.681	09:02:46.848	2	Suzuki GSXR 600
9		Matt WETHERELL	1:03.605	09:03:50.456	3	Suzuki GSXR 600
77		Joe WHITE	1:03.300	09:03:51.644	3	Suzuki GSXR 600
9		Matt WETHERELL	1:02.701	09:05:57.304	5	Suzuki GSXR 600
9		Matt WETHERELL	1:02.617	09:09:08.759	8	Suzuki GSXR 600

Flag History

TYPE	TIME OF DAY
GREEN	09:00:12.300
FINISH	09:10:11.927

Flag Statistics

TYPE	COUNT	TOTAL LAPS	TOTAL TIME
Green	1	9	11:47.804
Red	0	0	0.000
Safety Car	0	0	0.000
FCY	0	0	0.000

BMCRC - MRO Championships 2024 - Rnd 2 @ Pembrey

BMCRC Thunderbike Sport & BMCRC Supertwins

QUALIFYING - STATISTICS

CLASS :

13 Starters

Fastest Lap History

NO	NAME	LAP TIME	TIME OF DAY	LAP	VEHICLE
15	Daniel MERCER	1:10.762	09:01:41.715	1	Yamaha R6
9	Matt WETHERELL	1:09.589	09:01:42.174	1	Suzuki GSXR 600
9	Matt WETHERELL	1:04.681	09:02:46.848	2	Suzuki GSXR 600
9	Matt WETHERELL	1:03.605	09:03:50.456	3	Suzuki GSXR 600
77	Joe WHITE	1:03.300	09:03:51.644	3	Suzuki GSXR 600
9	Matt WETHERELL	1:02.701	09:05:57.304	5	Suzuki GSXR 600
9	Matt WETHERELL	1:02.617	09:09:08.759	8	Suzuki GSXR 600

BMCRC - MRO Championships 2024 - Rnd 2 @ Pembrey

BMCRC Thunderbike Sport & BMCRC Supertwins

QUALIFYING - STATISTICS

CLASS : R

6 Starters

Fastest Lap History

NO	NAME	LAP TIME	TIME OF DAY	LAP	VEHICLE
14	George DAVIES	1:16.084	09:01:51.414	1	Suzuki SV650
14	George DAVIES	1:15.824	09:03:07.238	2	Suzuki SV650
53	Peter HAMMOND	1:13.528	09:03:07.463	2	Suzuki SRAD
14	George DAVIES	1:10.845	09:04:18.081	3	Suzuki SV650
14	George DAVIES	1:10.716	09:05:28.797	4	Suzuki SV650
14	George DAVIES	1:09.849	09:06:38.646	5	Suzuki SV650
14	George DAVIES	1:09.761	09:07:48.407	6	Suzuki SV650
14	George DAVIES	1:09.358	09:10:07.776	8	Suzuki SV650

BMCRC - MRO Championships 2024 - Rnd 2 @ Pembrey

BMCRC Thunderbike Sport & BMCRC Supertwins


QUALIFYING - STATISTICS

CLASS : SUP

7 Starters

Fastest Lap History

NO	NAME	LAP TIME	TIME OF DAY	LAP	VEHICLE
3	Oliver ARBON	1:13.337	09:01:49.839	1	Suzuki SV650
21	Toby FINNIS	1:10.885	09:02:04.665	1	Suzuki SV650
3	Oliver ARBON	1:08.464	09:02:58.304	2	Suzuki SV650
100	Craig HOWTON	1:08.308	09:03:30.489	2	Kawasaki ER6N
81	Malvern MAY	1:07.170	09:03:42.511	2	Aprilia RS660
3	Oliver ARBON	1:06.613	09:04:04.919	3	Suzuki SV650
28	Paul Potchy WILLIAMS	1:06.214	09:04:55.399	3	Kawazaki Z650
28	Paul Potchy WILLIAMS	1:04.471	09:05:59.869	4	Kawazaki Z650
28	Paul Potchy WILLIAMS	1:03.898	09:07:03.767	5	Kawazaki Z650



BMCRC - MRO Championships 2024 - Rnd 2 @ Pembrey

BMCRC Thunderbike Sport & BMCRC Supertwins

RACE 1 - GRID (8 Laps)

ROW 9	27		26	333	Andrew HOUGHTON	1:12.721	25	89	Daryl SKINNS	1:13.167		
ROW 8	24	55	Magnus MANSON-CHUBB	1:12.960	23	175	Tom SVENSEN	1:12.325	22	444	Brian HARRISON	1:12.099
ROW 7	21	177	Michael HOPKINS	1:11.292	20	53	Peter HAMMOND	1:10.552	19	137	Colin McPHERSON	1:09.905
ROW 6	18	14	George DAVIES	1:09.358	17	27	Ben BROWN	1:08.248	16	90	Jack WOLFF	1:08.220
ROW 5	15	48	Shaun WALLIS	1:08.219	14	33	Mark BISWELL	1:07.680	13	181	Neil CONNELL	1:07.280
ROW 4	12	115	James SVENSEN	1:07.025	11	21	Toby FINNIS	1:07.017	10	100	Craig HOWTON	1:06.927
ROW 3	9	81	Malvern MAY	1:06.035	8	59	Andrew DENYER	1:05.446	7	3	Oliver ARBON	1:05.349
ROW 2	6	97	Alex MANN	1:04.466	5	69	Tony RUSSO	1:04.172	4	28	Paul Potchy WILLIAMS	1:03.898
ROW 1	3	15	Daniel MERCER	1:03.708	2	77	Joe WHITE	1:03.300	1	9	Matt WETHERELL	1:02.617
Pole												

These results are provisional until the conclusion of any judicial and technical matters.

Pembrey National: 1.4560 miles

Clerk Of Course:	Stewards:	Timekeeper:	<i>Craig Smith</i>	
------------------	-----------	-------------	--------------------	--

Results can be found at www.tsl-timing.com

Printed - 09:13 Saturday, 13 April 2024





BMCRC THUNDERBIKE SPORT



BMCRC SUPERTWINS

BMCRC - MRO Championships 2024 - Rnd 2 @ Pembrey

BMCRC Thunderbike Sport & BMCRC Supertwins

RACE 1 - CLASSIFICATION

Race Distance: 8 Laps / 11.64 miles

POS	NO	CL	PIC	NAME	ENTRY	LAPS	TIME	GAP	DIFF	MPH	BEST	ON	GRD	↑↓
1	28	SUP	1	Paul Potchy WILLIAMS	Kawazaki Z650 -	8	9:11.792			75.99	1:06.779	3	4	3
2	59		1	Andrew DENYER	Yamaha OW01 - me	8	9:15.847	4.055	4.055	75.43	1:07.136	6	8	6
3	97		2	Alex MANN	Honda CBR600RR - Michael Jones Jeweller, Esprit Group, E	8	9:16.575	4.783	0.728	75.34	1:07.781	6	6	3
4	9		3	Matt WETHERELL	Suzuki GSXR 600 - Lamonde Racing	8	9:17.178	5.386	0.603	75.25	1:07.774	6	1	-3
5	15		4	Daniel MERCER	Yamaha R6 - Merc&Co Racing	8	9:20.950	9.158	3.772	74.75	1:08.740	4	3	-2
6	27	SUP	2	Ben BROWN	Yamaha R7 - Hunts Motorcycles	8	9:22.440	10.648	1.490	74.55	1:07.707	7	17	11
7	3	SUP	3	Oliver ARBON	Suzuki SV650 - TT Plumbing & Heating	8	9:23.162	11.370	0.722	74.45	1:08.208	7	7	0
8	21	SUP	4	Toby FINNIS	Suzuki SV650 - CRAWFORDS/ TEY FS/ HAM	8	9:24.593	12.801	1.431	74.27	1:08.271	7	11	3
9	181	SUP	5	Neil CONNELL	- Bandolier Motorcycle Racing Team	8	9:24.918	13.126	0.325	74.22	1:07.658	7	13	4
10	81	SUP	6	Malvern MAY	Aprilia RS660 - IMP racing	8	9:25.541	13.749	0.623	74.14	1:08.195	7	9	-1
11	77		5	Joe WHITE	Suzuki GSXR 600 - The Race Shack /Just In Graphics	8	9:27.800	16.008	2.259	73.85	1:08.433	8	2	-9
12	69		6	Tony RUSSO	Yamaha R6 - Wymark Lubricants	8	9:33.403	21.611	5.603	73.12	1:09.929	7	5	-7
13	100	SUP	7	Craig HOWTON	Kawasaki ER6N - ME	8	9:43.603	31.811	10.200	71.85	1:11.140	8	10	-3
14	115		7	James SVENSEN	Suzuki SV650S - Team TSR - HCL - RG Racing	8	9:44.964	33.172	1.361	71.68	1:10.884	8	12	-2
15	55	R	1	Magnus MANSON-CHUBB	Kawasaki ZXR400L -	8	10:00.796	49.004	15.832	69.79	1:12.775	7	24	9
16	14	R	2	George DAVIES	Suzuki SV650 - G & B Customs	8	10:06.026	54.234	5.230	69.19	1:11.730	5	18	2
17	175	R	3	Tom SVENSEN	Suzuki SV650 - Team TSR - HCL Carsales - RG racing	8	10:06.697	54.905	0.671	69.11	1:13.008	8	23	6
18	48		8	Shaun WALLIS	Yamaha R6 - MBC Despatch Racing	8	10:07.371	55.579	0.674	69.03	1:13.016	8	15	-3
19	53	R	4	Peter HAMMOND	Suzuki SRAD -	8	10:21.273	1:09.481	13.902	67.49	1:15.349	8	20	1
20	137		9	Colin McPHERSON	Yamaha R6 -	8	10:27.409	1:15.617	6.136	66.83	1:15.889	3	19	-1
21	333		10	Andrew HOUGHTON	Husqvarna FS450 - Techoir	7	9:12.594	1 Lap	1 Lap	66.39	1:15.848	7	26	5
22	89	R	5	Daryl SKINNS	Suzuki GSXR 750 - Indoor Climate Systems UK LTD	7	9:27.502	1 Lap	14.908	64.65	1:18.326	3	25	3

NOT CLASSIFIED

DNF	90			Jack WOLFF	Yamaha R6 -	2	3:10.090	6 Laps	5 Laps	55.14			16	
-----	----	--	--	------------	-------------	---	----------	--------	--------	-------	--	--	----	--

FASTEST LAP

28	SUP	Paul Potchy WILLIAMS	Kawazaki Z650 -	3	1:06.779	78.49 mph	126.32 kph
59		Andrew DENYER	Yamaha OW01 - me	6	1:07.136	78.07 mph	125.64 kph
14	R	George DAVIES	Suzuki SV650 - G & B Customs	5	1:11.730	73.07 mph	117.60 kph

Comments:

Class SUP - 92.5% of Race Speed = 70.29 mph

Class - 92.5% of Race Speed = 69.77 mph

Class R - 92.5% of Race Speed = 64.55 mph

Weather / Track : Cloudy / Dry

These results are provisional until the conclusion of any judicial and technical matters.

Date: 13/04/2024 Start: 11:16 Finish: 11:25

Pembrey National: 1.4560 miles

Clerk Of Course:

Stewards:

Timekeeper:

Craig Smith



Results can be found at www.tsl-timing.com

Printed - 11:28 Saturday, 13 April 2024



BMCRC - MRO Championships 2024 - Rnd 2 @ Pembrey

BMCRC Thunderbike Sport & BMCRC Supertwins

RACE 1 - LAP CHART

LAP 1 @ 11:17:54.023

NO	BEHIND	LAP TIME
9		1:14.079
15	1.288	1:15.367
97	1.679	1:15.758
28	1.890	1:15.969
59	2.113	1:16.192
77	3.544	1:17.623
3	3.955	1:18.034
69	4.222	1:18.301
27	4.518	1:18.597
81	4.977	1:19.056
21	5.082	1:19.161
100	5.595	1:19.674
115	6.787	1:20.866
181	7.159	1:21.238
48	10.067	1:24.146
175	11.123	1:25.202
53	11.426	1:25.505
14	11.564	1:25.643
55	12.042	1:26.121
333	13.070	1:27.149
137	13.260	1:27.339
90	13.915	1:27.994
89	16.224	1:30.303

LAP 2 @ 11:19:04.356

NO	BEHIND	LAP TIME
28		1:08.443
9	0.014	1:10.347
97	0.961	1:09.615
15	1.775	1:10.820
59	2.469	1:10.689
77	4.446	1:11.235
27	5.288	1:11.103
3	5.759	1:12.137
21	5.862	1:11.113
69	6.352	1:12.463
81	7.165	1:12.521
100	7.247	1:11.985
181	7.826	1:11.000
115	9.839	1:13.385
48	16.192	1:16.458
55	16.778	1:15.069
175	17.128	1:16.338
14	18.539	1:17.308
53	18.917	1:17.824
333	20.098	1:17.361
137	20.393	1:17.466
89	24.761	1:18.870
90	45.678	1:42.096 P

LAP 3 @ 11:20:11.135

NO	BEHIND	LAP TIME
28		1:06.779
9	2.911	1:09.676
97	3.214	1:09.032
15	4.080	1:09.084
59	5.080	1:09.390
77	8.057	1:10.390
27	8.458	1:09.949
3	8.809	1:09.829
21	8.984	1:09.901
69	9.974	1:10.401

81	10.340	1:09.954
100	11.874	1:11.406
181	12.090	1:11.043
115	16.142	1:13.082
55	23.120	1:13.121
48	26.818	1:17.405
175	27.038	1:16.689
14	27.108	1:15.348
137	29.503	1:15.889
53	29.688	1:17.550
333	34.257	1:20.938
89	36.308	1:18.326

LAP 4 @ 11:21:19.458

NO	BEHIND	LAP TIME
28		1:08.323
9	4.063	1:09.475
97	4.224	1:09.333
15	4.497	1:08.740
59	4.709	1:07.952
27	9.404	1:09.269
3	9.948	1:09.462
77	10.311	1:10.577
21	10.728	1:10.067
81	11.605	1:09.588
69	12.275	1:10.624
181	12.593	1:08.826
100	15.041	1:11.490
115	20.026	1:12.207
55	29.203	1:14.406
14	31.779	1:12.994
175	32.770	1:14.055
48	34.055	1:15.560
53	38.496	1:17.131
137	39.173	1:17.993
333	43.122	1:17.188
89	48.156	1:20.171

LAP 5 @ 11:22:27.369

NO	BEHIND	LAP TIME
28		1:07.911
9	4.412	1:08.260
97	4.598	1:08.285
15	5.550	1:08.964
59	5.593	1:08.795
27	10.444	1:08.951
3	10.627	1:08.590
21	11.845	1:09.028
81	12.385	1:08.691
77	13.331	1:10.931
181	13.416	1:08.734
69	14.362	1:09.998
100	19.355	1:12.225
115	24.063	1:11.948
55	34.315	1:13.023
14	35.598	1:11.730
175	39.114	1:14.255
48	39.834	1:13.690
53	46.647	1:16.062
137	49.024	1:17.762
333	53.168	1:17.957
89	59.360	1:19.115

LAP 6 @ 11:23:34.374

NO	BEHIND	LAP TIME
28		1:07.005
9	5.181	1:07.774
97	5.374	1:07.781
59	5.724	1:07.136
15	8.154	1:09.609
27	11.716	1:08.277
3	12.255	1:08.633
21	13.299	1:08.459
181	14.117	1:07.706
81	14.497	1:09.117
77	16.075	1:09.749
69	17.787	1:10.430
100	25.795	1:13.445
115	28.508	1:11.450
55	40.560	1:13.250
14	42.691	1:14.098
175	45.837	1:13.728
48	46.542	1:13.713
53	55.631	1:15.989
137	58.765	1:16.746
333	1:02.316	1:16.153

LAP 7 @ 11:24:42.963

NO	BEHIND	LAP TIME
28		1:08.589
89	1 Lap	1:19.648
9	4.769	1:08.177
97	4.853	1:08.068
59	5.094	1:07.959
15	8.608	1:09.043
27	10.834	1:07.707
3	11.874	1:08.208
21	12.981	1:08.271
181	13.186	1:07.658
81	14.103	1:08.195
77	16.348	1:08.862
69	19.127	1:09.929
100	29.444	1:12.238
115	31.061	1:11.142
55	44.746	1:12.775
14	48.165	1:14.063
175	50.670	1:13.422
48	51.336	1:13.383
53	1:02.905	1:15.863
137	1:06.106	1:15.930

LAP 8 @ 11:25:51.736

NO	BEHIND	LAP TIME
28		1:08.773
333	1 Lap	1:15.848
59	4.055	1:07.734
97	4.783	1:08.703
9	5.386	1:09.390
15	9.158	1:09.323
27	10.648	1:08.587
3	11.370	1:08.269
21	12.801	1:08.593
181	13.126	1:08.713
81	13.749	1:08.419
89	1 Lap	1:21.069
77	16.008	1:08.433
69	21.611	1:11.257

100	31.811	1:11.140
115	33.172	1:10.884
55	49.004	1:13.031
14	54.234	1:14.842
175	54.905	1:13.008
48	55.579	1:13.016
53	1:09.481	1:15.349
137	1:15.617	1:18.284

BMCRC - MRO Championships 2024 - Rnd 2 @ Pembrey

BMCRC Thunderbike Sport & BMCRC Supertwins

RACE 1 - POSITION CHART

No	Name	Lap Pos									
			1	2	3	4	5	6	7	8	
9	WETHERELL	1	9	28	28	28	28	28	28	28	28
77	WHITE	2	15	9	9	9	9	9	9	9	59
15	MERCER	3	97	97	97	97	97	97	97	97	97
28	WILLIAMS	4	28	15	15	15	15	59	59	9	
69	RUSSO	5	59	59	59	59	59	15	15	15	
97	MANN	6	77	77	77	27	27	27	27	27	
3	ARBON	7	3	27	27	3	3	3	3	3	
59	DENYER	8	69	3	3	77	21	21	21	21	
81	MAY	9	27	21	21	21	81	181	181	181	
100	HOWTON	10	81	69	69	81	77	81	81	81	
21	FINNIS	11	21	81	81	69	181	77	77	77	
115	SVENSEN	12	100	100	100	181	69	69	69	69	
181	CONNELL	13	115	181	181	100	100	100	100	100	
48	WALLIS	14	181	115	115	115	115	115	115	115	
90	WOLFF	15	48	48	55	55	55	55	55	55	
27	BROWN	16	175	55	48	14	14	14	14	14	
14	DAVIES	17	53	175	175	175	175	175	175	175	
137	McPHERSON	18	14	14	14	48	48	48	48	48	
53	HAMMOND	19	55	53	137	53	53	53	53	53	
175	SVENSEN	20	333	333	53	137	137	137	137	137	
55	MANSON-CHUBB	21	137	137	333	333	333	333	333	333	
89	SKINNS	22	90	89	89	89	89	89	89	89	
333	HOUGHTON	23	89	90							

BMCRC - MRO Championships 2024 - Rnd 2 @ Pembrey

BMCRC Thunderbike Sport & BMCRC Supertwins

RACE 1 - SECTOR ANALYSIS



SECTOR 1 = FL to I1, SECTOR 2 = I1 to FL, DIFF = Difference To Personal Best Lap, P = Crossed Finish Line in Pit Lane, D = Time Disallowed

P1 28 SUP		Paul Potchy WILLIAMS		Kawazaki Z650 -		
IDEAL LAP TIME : 1:06.779		BEST LAP TIME : 1:06.779		DIFFERENCE : 0.000		
LAP	SECTOR 1	SECTOR 2	LAP TIME	MPH	DIFF	TIME OF DAY
1 -		30.669	1:15.969	68.99	9.190	11:17:55.913
2 -	38.422	30.021	1:08.443	76.58	1.664	11:19:04.356
3 -	37.201	29.578	1:06.779 (1)	78.49		11:20:11.135
4 -	37.897	30.426	1:08.323	76.71	1.544	11:21:19.458
5 -	37.814	30.097	1:07.911 (3)	77.18	1.132	11:22:27.369
6 -	37.223	29.782	1:07.005 (2)	78.22	0.226	11:23:34.374
7 -	38.423	30.166	1:08.589	76.42	1.810	11:24:42.963
8 -	37.802	30.971	1:08.773	76.21	1.994	11:25:51.736

P2 59		Andrew DENYER		Yamaha OW01 - me		
IDEAL LAP TIME : 1:07.136		BEST LAP TIME : 1:07.136		DIFFERENCE : 0.000		
LAP	SECTOR 1	SECTOR 2	LAP TIME	MPH	DIFF	TIME OF DAY
1 -		31.390	1:16.192	68.79	9.056	11:17:56.136
2 -	40.046	30.643	1:10.689	74.15	3.553	11:19:06.825
3 -	38.616	30.774	1:09.390	75.53	2.254	11:20:16.215
4 -	37.921	30.031	1:07.952 (3)	77.13	0.816	11:21:24.167
5 -	38.817	29.978	1:08.795	76.19	1.659	11:22:32.962
6 -	37.722	29.414	1:07.136 (1)	78.07		11:23:40.098
7 -	38.210	29.749	1:07.959	77.12	0.823	11:24:48.057
8 -	38.042	29.692	1:07.734 (2)	77.38	0.598	11:25:55.791

P3 97		Alex MANN		Honda CBR600RR - Michael Jones Jeweller, Esprit Group, Eas		
IDEAL LAP TIME : 1:07.284		BEST LAP TIME : 1:07.781		DIFFERENCE : 0.497		
LAP	SECTOR 1	SECTOR 2	LAP TIME	MPH	DIFF	TIME OF DAY
1 -		30.733	1:15.758	69.18	7.977	11:17:55.702
2 -	39.052	30.563	1:09.615	75.29	1.834	11:19:05.317
3 -	38.275	30.757	1:09.032	75.93	1.251	11:20:14.349
4 -	38.678	30.655	1:09.333	75.60	1.552	11:21:23.682
5 -	38.307	29.978	1:08.285 (3)	76.76	0.504	11:22:31.967
6 -	37.615	30.166	1:07.781 (1)	77.33		11:23:39.748
7 -	37.943	30.125	1:08.068 (2)	77.00	0.287	11:24:47.816
8 -	39.034	29.669	1:08.703	76.29	0.922	11:25:56.519

P4 9		Matt WETHERELL		Suzuki GSXR 600 - Lamonde Racing		
IDEAL LAP TIME : 1:07.721		BEST LAP TIME : 1:07.774		DIFFERENCE : 0.053		
LAP	SECTOR 1	SECTOR 2	LAP TIME	MPH	DIFF	TIME OF DAY
1 -		31.009	1:14.079	70.75	6.305	11:17:54.023
2 -	39.591	30.756	1:10.347	74.51	2.573	11:19:04.370
3 -	38.775	30.901	1:09.676	75.22	1.902	11:20:14.046
4 -	38.621	30.854	1:09.475	75.44	1.701	11:21:23.521
5 -	38.085	30.175	1:08.260 (3)	76.78	0.486	11:22:31.781
6 -	37.546	30.228	1:07.774 (1)	77.33		11:23:39.555
7 -	37.672	30.505	1:08.177 (2)	76.88	0.403	11:24:47.732
8 -	38.973	30.417	1:09.390	75.53	1.616	11:25:57.122

P5 15		Daniel MERCER		Yamaha R6 - Merc&Co Racing		
IDEAL LAP TIME : 1:08.405		BEST LAP TIME : 1:08.740		DIFFERENCE : 0.335		
LAP	SECTOR 1	SECTOR 2	LAP TIME	MPH	DIFF	TIME OF DAY
1 -		30.995	1:15.367	69.54	6.627	11:17:55.311
2 -	40.414	30.406	1:10.820	74.01	2.080	11:19:06.131
3 -	38.302	30.782	1:09.084	75.87	0.344	11:20:15.215
4 -	38.572	30.168	1:08.740 (1)	76.25		11:21:23.955
5 -	38.788	30.176	1:08.964 (2)	76.00	0.224	11:22:32.919
6 -	39.306	30.303	1:09.609	75.30	0.869	11:23:42.528
7 -	38.940	30.103	1:09.043 (3)	75.91	0.303	11:24:51.571
8 -	38.683	30.640	1:09.323	75.61	0.583	11:26:00.894

BMCRC - MRO Championships 2024 - Rnd 2 @ Pembrey

BMCRC Thunderbike Sport & BMCRC Supertwins

RACE 1 - SECTOR ANALYSIS



SECTOR 1 = FL to I1, SECTOR 2 = I1 to FL, DIFF = Difference To Personal Best Lap, P = Crossed Finish Line in Pit Lane, D = Time Disallowed

P6		27 SUP		Ben BROWN		Yamaha R7 - Hunts Motorcycles	
IDEAL LAP TIME : 1:07.707		BEST LAP TIME : 1:07.707		DIFFERENCE : 0.000			
LAP	SECTOR 1	SECTOR 2	LAP TIME	MPH	DIFF	TIME OF DAY	
1 -		32.154	1:18.597	66.68	10.890	11:17:58.541	
2 -	39.397	31.706	1:11.103	73.71	3.396	11:19:09.644	
3 -	39.037	30.912	1:09.949	74.93	2.242	11:20:19.593	
4 -	38.141	31.128	1:09.269	75.67	1.562	11:21:28.862	
5 -	38.314	30.637	1:08.951	76.01	1.244	11:22:37.813	
6 -	37.574	30.703	1:08.277 (2)	76.76	0.570	11:23:46.090	
7 -	37.151	30.556	1:07.707 (1)	77.41		11:24:53.797	
8 -	37.996	30.591	1:08.587 (3)	76.42	0.880	11:26:02.384	

P7		3 SUP		Oliver ARBON		Suzuki SV650 - TT Plumbing & Heating	
IDEAL LAP TIME : 1:08.185		BEST LAP TIME : 1:08.208		DIFFERENCE : 0.023			
LAP	SECTOR 1	SECTOR 2	LAP TIME	MPH	DIFF	TIME OF DAY	
1 -		32.266	1:18.034	67.17	9.826	11:17:57.978	
2 -	40.240	31.897	1:12.137	72.66	3.929	11:19:10.115	
3 -	38.742	31.087	1:09.829	75.06	1.621	11:20:19.944	
4 -	38.927	30.535	1:09.462	75.45	1.254	11:21:29.406	
5 -	37.983	30.607	1:08.590 (3)	76.41	0.382	11:22:37.996	
6 -	38.214	30.419	1:08.633	76.37	0.425	11:23:46.629	
7 -	37.825	30.383	1:08.208 (1)	76.84		11:24:54.837	
8 -	37.802	30.467	1:08.269 (2)	76.77	0.061	11:26:03.106	

P8		21 SUP		Toby FINNIS		Suzuki SV650 - CRAWFORDS/ TEY FS/ HAM	
IDEAL LAP TIME : 1:08.072		BEST LAP TIME : 1:08.271		DIFFERENCE : 0.199			
LAP	SECTOR 1	SECTOR 2	LAP TIME	MPH	DIFF	TIME OF DAY	
1 -		31.598	1:19.161	66.21	10.890	11:17:59.105	
2 -	39.480	31.633	1:11.113	73.70	2.842	11:19:10.218	
3 -	39.010	30.891	1:09.901	74.98	1.630	11:20:20.119	
4 -	39.421	30.646	1:10.067	74.80	1.796	11:21:30.186	
5 -	38.724	30.304	1:09.028	75.93	0.757	11:22:39.214	
6 -	38.027	30.432	1:08.459 (2)	76.56	0.188	11:23:47.673	
7 -	38.006	30.265	1:08.271 (1)	76.77		11:24:55.944	
8 -	37.807	30.786	1:08.593 (3)	76.41	0.322	11:26:04.537	

P9		181 SUP		Neil CONNELL		- Bandolier Motorcycle Racing Team	
IDEAL LAP TIME : 1:07.597		BEST LAP TIME : 1:07.658		DIFFERENCE : 0.061			
LAP	SECTOR 1	SECTOR 2	LAP TIME	MPH	DIFF	TIME OF DAY	
1 -		32.630	1:21.238	64.52	13.580	11:18:01.182	
2 -	39.365	31.635	1:11.000	73.82	3.342	11:19:12.182	
3 -	39.584	31.459	1:11.043	73.78	3.385	11:20:23.225	
4 -	37.755	31.071	1:08.826	76.15	1.168	11:21:32.051	
5 -	38.016	30.718	1:08.734	76.25	1.076	11:22:40.785	
6 -	37.486	30.220	1:07.706 (2)	77.41	0.048	11:23:48.491	
7 -	37.377	30.281	1:07.658 (1)	77.47		11:24:56.149	
8 -	37.758	30.955	1:08.713 (3)	76.28	1.055	11:26:04.862	

P10		81 SUP		Malvern MAY		Aprilia RS660 - IMP racing	
IDEAL LAP TIME : 1:07.566		BEST LAP TIME : 1:08.195		DIFFERENCE : 0.629			
LAP	SECTOR 1	SECTOR 2	LAP TIME	MPH	DIFF	TIME OF DAY	
1 -		32.283	1:19.056	66.30	10.861	11:17:59.000	
2 -	40.836	31.685	1:12.521	72.27	4.326	11:19:11.521	
3 -	39.171	30.783	1:09.954	74.92	1.759	11:20:21.475	
4 -	38.529	31.059	1:09.588	75.32	1.393	11:21:31.063	
5 -	38.420	30.271	1:08.691 (3)	76.30	0.496	11:22:39.754	
6 -	38.208	30.909	1:09.117	75.83	0.922	11:23:48.871	
7 -	38.082	30.113	1:08.195 (1)	76.86		11:24:57.066	
8 -	37.453	30.966	1:08.419 (2)	76.61	0.224	11:26:05.485	

BMCRC - MRO Championships 2024 - Rnd 2 @ Pembrey

BMCRC Thunderbike Sport & BMCRC Supertwins

RACE 1 - SECTOR ANALYSIS



SECTOR 1 = FL to I1, SECTOR 2 = I1 to FL, DIFF = Difference To Personal Best Lap, P = Crossed Finish Line in Pit Lane, D = Time Disallowed

P11 77		Joe WHITE		Suzuki GSXR 600 - The Race Shack /Just In Graphics		
IDEAL LAP TIME : 1:08.433		BEST LAP TIME : 1:08.433		DIFFERENCE : 0.000		
LAP	SECTOR 1	SECTOR 2	LAP TIME	MPH	DIFF	TIME OF DAY
1 -		32.401	1:17.623	67.52	9.190	11:17:57.567
2 -	40.154	31.081	1:11.235	73.58	2.802	11:19:08.802
3 -	39.588	30.802	1:10.390	74.46	1.957	11:20:19.192
4 -	39.978	30.599	1:10.577	74.26	2.144	11:21:29.769
5 -	39.976	30.955	1:10.931	73.89	2.498	11:22:40.700
6 -	39.066	30.683	1:09.749 (3)	75.14	1.316	11:23:50.449
7 -	38.695	30.167	1:08.862 (2)	76.11	0.429	11:24:59.311
8 -	38.523	29.910	1:08.433 (1)	76.59		11:26:07.744

P12 69		Tony RUSSO		Yamaha R6 - Wymark Lubricants		
IDEAL LAP TIME : 1:09.872		BEST LAP TIME : 1:09.929		DIFFERENCE : 0.057		
LAP	SECTOR 1	SECTOR 2	LAP TIME	MPH	DIFF	TIME OF DAY
1 -		32.122	1:18.301	66.94	8.372	11:17:58.245
2 -	41.179	31.284	1:12.463	72.33	2.534	11:19:10.708
3 -	39.537	30.864	1:10.401 (3)	74.45	0.472	11:20:21.109
4 -	39.702	30.922	1:10.624	74.21	0.695	11:21:31.733
5 -	39.203	30.795	1:09.998 (2)	74.88	0.069	11:22:41.731
6 -	39.686	30.744	1:10.430	74.42	0.501	11:23:52.161
7 -	39.260	30.669	1:09.929 (1)	74.95		11:25:02.090
8 -	39.283	31.974	1:11.257	73.55	1.328	11:26:13.347

P13 100 SUP		Craig HOWTON		Kawasaki ER6N - ME		
IDEAL LAP TIME : 1:10.855		BEST LAP TIME : 1:11.140		DIFFERENCE : 0.285		
LAP	SECTOR 1	SECTOR 2	LAP TIME	MPH	DIFF	TIME OF DAY
1 -		32.319	1:19.674	65.78	8.534	11:17:59.618
2 -	40.779	31.206	1:11.985	72.81	0.845	11:19:11.603
3 -	40.028	31.378	1:11.406 (2)	73.40	0.266	11:20:23.009
4 -	39.720	31.770	1:11.490 (3)	73.31	0.350	11:21:34.499
5 -	40.261	31.964	1:12.225	72.57	1.085	11:22:46.724
6 -	41.614	31.831	1:13.445	71.36	2.305	11:24:00.169
7 -	40.868	31.370	1:12.238	72.56	1.098	11:25:12.407
8 -	40.005	31.135	1:11.140 (1)	73.68		11:26:23.547

P14 115		James SVENSEN		Suzuki SV650S - Team TSR - HCL - RG Racing		
IDEAL LAP TIME : 1:10.884		BEST LAP TIME : 1:10.884		DIFFERENCE : 0.000		
LAP	SECTOR 1	SECTOR 2	LAP TIME	MPH	DIFF	TIME OF DAY
1 -		33.814	1:20.866	64.81	9.982	11:18:00.810
2 -	40.640	32.745	1:13.385	71.42	2.501	11:19:14.195
3 -	39.993	33.089	1:13.082	71.72	2.198	11:20:27.277
4 -	40.158	32.049	1:12.207	72.59	1.323	11:21:39.484
5 -	39.723	32.225	1:11.948	72.85	1.064	11:22:51.432
6 -	39.887	31.563	1:11.450 (3)	73.36	0.566	11:24:02.882
7 -	39.548	31.594	1:11.142 (2)	73.67	0.258	11:25:14.024
8 -	39.325	31.559	1:10.884 (1)	73.94		11:26:24.908

P15 55 R		Magnus MANSON-CHUBB		Kawasaki ZXR400L -		
IDEAL LAP TIME : 1:12.344		BEST LAP TIME : 1:12.775		DIFFERENCE : 0.431		
LAP	SECTOR 1	SECTOR 2	LAP TIME	MPH	DIFF	TIME OF DAY
1 -		33.922	1:26.121	60.86	13.346	11:18:06.065
2 -	42.448	32.621	1:15.069	69.82	2.294	11:19:21.134
3 -	41.173	31.948	1:13.121	71.68	0.346	11:20:34.255
4 -	41.715	32.691	1:14.406	70.44	1.631	11:21:48.661
5 -	40.556	32.467	1:13.023 (2)	71.78	0.248	11:23:01.684
6 -	40.912	32.338	1:13.250	71.55	0.475	11:24:14.934
7 -	40.711	32.064	1:12.775 (1)	72.02		11:25:27.709
8 -	41.243	31.788	1:13.031 (3)	71.77	0.256	11:26:40.740

BMCRC - MRO Championships 2024 - Rnd 2 @ Pembrey

BMCRC Thunderbike Sport & BMCRC Supertwins

RACE 1 - SECTOR ANALYSIS



SECTOR 1 = FL to I1, SECTOR 2 = I1 to FL, DIFF = Difference To Personal Best Lap, P = Crossed Finish Line in Pit Lane, D = Time Disallowed

P16		14 R		George DAVIES		Suzuki SV650 - G & B Customs	
IDEAL LAP TIME : 1:11.730		BEST LAP TIME : 1:11.730		DIFFERENCE : 0.000			
LAP	SECTOR 1	SECTOR 2	LAP TIME	MPH	DIFF	TIME OF DAY	
1 -		36.463	1:25.643	61.20	13.913	11:18:05.587	
2 -	43.390	33.918	1:17.308	67.80	5.578	11:19:22.895	
3 -	41.882	33.466	1:15.348	69.56	3.618	11:20:38.243	
4 -	40.500	32.494	1:12.994 (2)	71.80	1.264	11:21:51.237	
5 -	39.601	32.129	1:11.730 (1)	73.07		11:23:02.967	
6 -	40.862	33.236	1:14.098	70.73	2.368	11:24:17.065	
7 -	40.039	34.024	1:14.063 (3)	70.77	2.333	11:25:31.128	
8 -	41.329	33.513	1:14.842	70.03	3.112	11:26:45.970	

P17		175 R		Tom SVENSEN		Suzuki SV650 - Team TSR - HCL Carsales - RG racing	
IDEAL LAP TIME : 1:12.974		BEST LAP TIME : 1:13.008		DIFFERENCE : 0.034			
LAP	SECTOR 1	SECTOR 2	LAP TIME	MPH	DIFF	TIME OF DAY	
1 -		33.951	1:25.202	61.51	12.194	11:18:05.146	
2 -	43.111	33.227	1:16.338	68.66	3.330	11:19:21.484	
3 -	42.960	33.729	1:16.689	68.34	3.681	11:20:38.173	
4 -	41.461	32.594	1:14.055	70.77	1.047	11:21:52.228	
5 -	41.555	32.700	1:14.255	70.58	1.247	11:23:06.483	
6 -	41.240	32.488	1:13.728 (3)	71.09	0.720	11:24:20.211	
7 -	40.981	32.441	1:13.422 (2)	71.39	0.414	11:25:33.633	
8 -	41.015	31.993	1:13.008 (1)	71.79		11:26:46.641	

P18		48		Shaun WALLIS		Yamaha R6 - MBC Despatch Racing	
IDEAL LAP TIME : 1:13.016		BEST LAP TIME : 1:13.016		DIFFERENCE : 0.000			
LAP	SECTOR 1	SECTOR 2	LAP TIME	MPH	DIFF	TIME OF DAY	
1 -		33.932	1:24.146	62.29	11.130	11:18:04.090	
2 -	42.812	33.646	1:16.458	68.55	3.442	11:19:20.548	
3 -	43.023	34.382	1:17.405	67.71	4.389	11:20:37.953	
4 -	42.556	33.004	1:15.560	69.37	2.544	11:21:53.513	
5 -	41.280	32.410	1:13.690 (3)	71.13	0.674	11:23:07.203	
6 -	41.277	32.436	1:13.713	71.10	0.697	11:24:20.916	
7 -	41.036	32.347	1:13.383 (2)	71.42	0.367	11:25:34.299	
8 -	40.999	32.017	1:13.016 (1)	71.78		11:26:47.315	

P19		53 R		Peter HAMMOND		Suzuki SRAD -	
IDEAL LAP TIME : 1:15.349		BEST LAP TIME : 1:15.349		DIFFERENCE : 0.000			
LAP	SECTOR 1	SECTOR 2	LAP TIME	MPH	DIFF	TIME OF DAY	
1 -		33.979	1:25.505	61.30	10.156	11:18:05.449	
2 -	43.798	34.026	1:17.824	67.35	2.475	11:19:23.273	
3 -	43.635	33.915	1:17.550	67.58	2.201	11:20:40.823	
4 -	42.780	34.351	1:17.131	67.95	1.782	11:21:57.954	
5 -	42.209	33.853	1:16.062	68.91	0.713	11:23:14.016	
6 -	42.300	33.689	1:15.989 (3)	68.97	0.640	11:24:30.005	
7 -	42.173	33.690	1:15.863 (2)	69.09	0.514	11:25:45.868	
8 -	41.901	33.448	1:15.349 (1)	69.56		11:27:01.217	

P20		137		Colin McPHERSON		Yamaha R6 -	
IDEAL LAP TIME : 1:15.195		BEST LAP TIME : 1:15.889		DIFFERENCE : 0.694			
LAP	SECTOR 1	SECTOR 2	LAP TIME	MPH	DIFF	TIME OF DAY	
1 -		35.492	1:27.339	60.01	11.450	11:18:07.283	
2 -	43.892	33.574	1:17.466	67.66	1.577	11:19:24.749	
3 -	41.823	34.066	1:15.889 (1)	69.06		11:20:40.638	
4 -	43.295	34.698	1:17.993	67.20	2.104	11:21:58.631	
5 -	43.089	34.673	1:17.762	67.40	1.873	11:23:16.393	
6 -	42.948	33.798	1:16.746 (3)	68.29	0.857	11:24:33.139	
7 -	42.558	33.372	1:15.930 (2)	69.03	0.041	11:25:49.069	
8 -	43.190	35.094	1:18.284	66.95	2.395	11:27:07.353	

BMCRC - MRO Championships 2024 - Rnd 2 @ Pembrey

BMCRC Thunderbike Sport & BMCRC Supertwins

RACE 1 - SECTOR ANALYSIS



SECTOR 1 = FL to I1, SECTOR 2 = I1 to FL, DIFF = Difference To Personal Best Lap, P = Crossed Finish Line in Pit Lane, D = Time Disallowed

P21 333		Andrew HOUGHTON		Husqvarna FS450 - Techoir			
IDEAL LAP TIME : 1:15.680		BEST LAP TIME : 1:15.848		DIFFERENCE : 0.168			
LAP	SECTOR 1	SECTOR 2	LAP TIME	MPH	DIFF	TIME OF DAY	
1 -		34.671	1:27.149	60.14	11.301	11:18:07.093	
2 -	43.041	34.320	1:17.361	67.75	1.513	11:19:24.454	
3 -	46.415	34.523	1:20.938	64.76	5.090	11:20:45.392	
4 -	42.994	34.194	1:17.188 (3)	67.90	1.340	11:22:02.580	
5 -	43.500	34.457	1:17.957	67.23	2.109	11:23:20.537	
6 -	42.279	33.874	1:16.153 (2)	68.82	0.305	11:24:36.690	
7 -	41.806	34.042	1:15.848 (1)	69.10		11:25:52.538	

P22 89 R		Daryl SKINNS		Suzuki GSXR 750 - Indoor Climate Systems UK LTD			
IDEAL LAP TIME : 1:17.941		BEST LAP TIME : 1:18.326		DIFFERENCE : 0.385			
LAP	SECTOR 1	SECTOR 2	LAP TIME	MPH	DIFF	TIME OF DAY	
1 -		36.255	1:30.303	58.04	11.977	11:18:10.247	
2 -	44.589	34.281	1:18.870 (2)	66.45	0.544	11:19:29.117	
3 -	44.178	34.148	1:18.326 (1)	66.92		11:20:47.443	
4 -	45.717	34.454	1:20.171	65.38	1.845	11:22:07.614	
5 -	44.826	34.289	1:19.115 (3)	66.25	0.789	11:23:26.729	
6 -	45.885	33.763	1:19.648	65.80	1.322	11:24:46.377	
7 -	45.959	35.110	1:21.069	64.65	2.743	11:26:07.446	

P23 90		Jack WOLFF		Yamaha R6 -			
IDEAL LAP TIME : 1:18.742		BEST LAP TIME :		DIFFERENCE :			
LAP	SECTOR 1	SECTOR 2	LAP TIME	MPH	DIFF	TIME OF DAY	
1 -		34.933	1:27.994	59.56		11:18:07.938	
2 -	43.809	IN PIT	1:42.096 P	51.33		11:19:50.034	

BMCRC - MRO Championships 2024 - Rnd 2 @ Pembrey

BMCRC Thunderbike Sport & BMCRC Supertwins

RACE 1 - BEST SECTORS

SECTOR 1			SECTOR 2			IDEAL / BEST COMPARISON						
POS	NO	NAME	TIME	NO	NAME	TIME	POS	NO	NAME	IDEAL	BEST	DIFF
									PERFECT LAP	1:06.565		
1	27	BROWN	37.151	59	DENYER	29.414	1	28	WILLIAMS	1:06.779	1:06.779	0.000
2	28	WILLIAMS	37.201	28	WILLIAMS	29.578	2	59	DENYER	1:07.136	1:07.136	0.000
3	181	CONNELL	37.377	97	MANN	29.669	3	97	MANN	1:07.284	1:07.781	0.497
4	81	MAY	37.453	77	WHITE	29.910	4	81	MAY	1:07.566	1:08.195	0.629
5	9	WETHERELL	37.546	15	MERCER	30.103	5	181	CONNELL	1:07.597	1:07.658	0.061
6	97	MANN	37.615	81	MAY	30.113	6	27	BROWN	1:07.707	1:07.707	0.000
7	59	DENYER	37.722	9	WETHERELL	30.175	7	9	WETHERELL	1:07.721	1:07.774	0.053
8	3	ARBON	37.802	181	CONNELL	30.220	8	21	FINNIS	1:08.072	1:08.271	0.199
9	21	FINNIS	37.807	21	FINNIS	30.265	9	3	ARBON	1:08.185	1:08.208	0.023
10	15	MERCER	38.302	3	ARBON	30.383	10	15	MERCER	1:08.405	1:08.740	0.335
11	77	WHITE	38.523	27	BROWN	30.556	11	77	WHITE	1:08.433	1:08.433	0.000
12	69	RUSSO	39.203	69	RUSSO	30.669	12	69	RUSSO	1:09.872	1:09.929	0.057
13	115	SVENSEN	39.325	100	HOWTON	31.135	13	100	HOWTON	1:10.855	1:11.140	0.285
14	14	DAVIES	39.601	115	SVENSEN	31.559	14	115	SVENSEN	1:10.884	1:10.884	0.000
15	100	HOWTON	39.720	55	MANSON-CHUBB	31.788	15	14	DAVIES	1:11.730	1:11.730	0.000
16	55	MANSON-CHUBB	40.556	175	SVENSEN	31.993	16	55	MANSON-CHUBB	1:12.344	1:12.775	0.431
17	175	SVENSEN	40.981	48	WALLIS	32.017	17	175	SVENSEN	1:12.974	1:13.008	0.034
18	48	WALLIS	40.999	14	DAVIES	32.129	18	48	WALLIS	1:13.016	1:13.016	0.000
19	333	HOUGHTON	41.806	137	McPHERSON	33.372	19	137	McPHERSON	1:15.195	1:15.889	0.694
20	137	McPHERSON	41.823	53	HAMMOND	33.448	20	53	HAMMOND	1:15.349	1:15.349	0.000
21	53	HAMMOND	41.901	89	SKINNS	33.763	21	333	HOUGHTON	1:15.680	1:15.848	0.168
22	90	WOLFF	43.809	333	HOUGHTON	33.874	22	89	SKINNS	1:17.941	1:18.326	0.385
23	89	SKINNS	44.178	90	WOLFF	34.933	23	90	WOLFF	1:18.742		

BMCRC - MRO Championships 2024 - Rnd 2 @ Pembrey

BMCRC Thunderbike Sport & BMCRC Supertwins

RACE 1 - STATISTICS

Competitors Started 23
Planned Start 2024-04-13 @ 11:10:00.000
Actual Start 2024-04-13 @ 11:16:39.943
Finish Time 2024-04-13 @ 11:25:51.735
Track Length 1.4560mi.
Total Laps 176
Total Distance Covered 256.2560mi.

Session Fastest Lap History

NO	CL	NAME	LAP TIME	TIME OF DAY	LAP	VEHICLE
28	SUP	Paul Potchy WILLIAMS	1:08.443	11:19:04.356	2	Kawazaki Z650
28	SUP	Paul Potchy WILLIAMS	1:06.779	11:20:11.150	3	Kawazaki Z650

Session Leader History

NO	CL	NAME	FROM LAP	LAPS LED	DISTANCE	VEHICLE
9		Matt WETHERELL	1	1	1.45 miles	Suzuki GSXR 600
28	SUP	Paul Potchy WILLIAMS	2	7	10.19 miles	Kawazaki Z650

Flag History

TYPE	TIME OF DAY
GREEN	11:16:39.943
FINISH	11:25:51.735

Flag Statistics

TYPE	COUNT	TOTAL LAPS	TOTAL TIME
Green	1	8	10:30.492
Red	0	0	0.000
Safety Car	0	0	0.000
FCY	0	0	0.000

BMCRC - MRO Championships 2024 - Rnd 2 @ Pembrey

BMCRC Thunderbike Sport & BMCRC Supertwins

RACE 1 - STATISTICS

CLASS :

11 Starters

Fastest Lap History

NO	NAME	LAP TIME	TIME OF DAY	LAP	VEHICLE
9	Matt WETHERELL	1:10.347	11:19:04.370	2	Suzuki GSXR 600
97	Alex MANN	1:09.615	11:19:05.328	2	Honda CBR600RR
97	Alex MANN	1:09.032	11:20:14.361	3	Honda CBR600RR
15	Daniel MERCER	1:08.740	11:21:23.984	4	Yamaha R6
59	Andrew DENYER	1:07.952	11:21:24.189	4	Yamaha OW01
9	Matt WETHERELL	1:07.774	11:23:39.570	6	Suzuki GSXR 600
59	Andrew DENYER	1:07.136	11:23:40.120	6	Yamaha OW01

Leader History

NO	NAME	FROM LAP	LAPS LED	DISTANCE	VEHICLE
9	Matt WETHERELL	1	7	10.19 miles	Suzuki GSXR 600
59	Andrew DENYER	8	1	1.45 miles	Yamaha OW01

BMCRC - MRO Championships 2024 - Rnd 2 @ Pembrey

BMCRC Thunderbike Sport & BMCRC Supertwins

RACE 1 - STATISTICS

CLASS : R

5 Starters

Fastest Lap History

NO	NAME	LAP TIME	TIME OF DAY	LAP	VEHICLE
55	Magnus MANSON-CHUBB	1:15.069	11:19:21.179	2	Kawasaki ZXR400L
55	Magnus MANSON-CHUBB	1:13.121	11:20:34.300	3	Kawasaki ZXR400L
14	George DAVIES	1:12.994	11:21:51.268	4	Suzuki SV650
14	George DAVIES	1:11.730	11:23:02.997	5	Suzuki SV650

Leader History

NO	NAME	FROM LAP	LAPS LED	DISTANCE	VEHICLE
175	Tom SVENSEN	1	1	1.45 miles	Suzuki SV650
55	Magnus MANSON-CHUBB	2	7	10.19 miles	Kawasaki ZXR400L

BMCRC - MRO Championships 2024 - Rnd 2 @ Pembrey

BMCRC Thunderbike Sport & BMCRC Supertwins

RACE 1 - STATISTICS

CLASS : SUP

7 Starters

Fastest Lap History

NO	NAME	LAP TIME	TIME OF DAY	LAP	VEHICLE
28	Paul Potchy WILLIAMS	1:08.443	11:19:04.356	2	Kawazaki Z650
28	Paul Potchy WILLIAMS	1:06.779	11:20:11.150	3	Kawazaki Z650

Leader History

NO	NAME	FROM LAP	LAPS LED	DISTANCE	VEHICLE
28	Paul Potchy WILLIAMS	1	8	11.64 miles	Kawazaki Z650



BMCRC - MRO Championships 2024 - Rnd 2 @ Pembrey
BMCRC Thunderbike Sport & BMCRC Supertwins
RACE 10 - GRID (8 Laps)

ROW 9	27		26	444 Brian HARRISON	25	177 Michael HOPKINS			
ROW 8	24	33 Mark BISWELL	1:18.326	23	89 Daryl SKINNS	22	90 Jack WOLFF		
ROW 7	21	1:15.889	137 Colin McPHERSON	20	1:15.848	333 Andrew HOUGHTON	19	1:15.349	53 Peter HAMMOND
ROW 6	18	1:13.016	48 Shaun WALLIS	17	1:13.008	175 Tom SVENSEN	16	1:12.775	55 Magnus MANSON-CHUBB
ROW 5	15	1:11.730	14 George DAVIES	14	1:11.140	100 Craig HOWTON	13	1:10.884	115 James SVENSEN
ROW 4	12	1:09.929	69 Tony RUSSO	11	1:08.740	15 Daniel MERCER	10	1:08.433	77 Joe WHITE
ROW 3	9	1:08.271	21 Toby FINNIS	8	1:08.208	3 Oliver ARBON	7	1:08.195	81 Malvern MAY
ROW 2	6	1:07.781	97 Alex MANN	5	1:07.774	9 Matt WETHERELL	4	1:07.707	27 Ben BROWN
ROW 1	3	1:07.658	181 Neil CONNELL	2	1:07.136	59 Andrew DENYER	1	1:06.779	28 Paul Potchy WILLIAMS
Pole									

These results are provisional until the conclusion of any judicial and technical matters.

Pembrey National: 1.4560 miles

Clerk Of Course:	Stewards:	Timekeeper:	<i>Craig Smith</i>	
------------------	-----------	-------------	--------------------	--

Results can be found at www.tsl-timing.com

Printed - 11:29 Saturday, 13 April 2024





**BMCRC
THUNDERBIKE
SPORT**



**BMCRC
SUPERTWINS**

BMCRC - MRO Championships 2024 - Rnd 2 @ Pembrey

BMCRC Thunderbike Sport & BMCRC Supertwins

RACE 10 - CLASSIFICATION

Race Distance: 8 Laps / 11.64 miles

POS	NO	CL	PIC	NAME	ENTRY	LAPS	TIME	GAP	DIFF	MPH	BEST	ON	GRD	↑↓
1	59		1	Andrew DENYER	Yamaha OW01 - me	8	9:11.257			76.06	1:07.625	5	2	1
2	9		2	Matt WETHERELL	Suzuki GSXR 600 - Lamonde Racing	8	9:11.589	0.332	0.332	76.02	1:07.430	8	5	3
3	97		3	Alex MANN	Honda CBR600RR - Michael Jones Jeweller, Esprit Group, E	8	9:12.202	0.945	0.613	75.93	1:07.533	5	6	3
4	28	SUP	1	Paul Potchy WILLIAMS	Kawasaki Z650 -	8	9:25.259	14.002	13.057	74.18	1:09.145	7	1	-3
5	181	SUP	2	Neil CONNELL	- Bandolier Motorcycle Racing Team	8	9:28.092	16.835	2.833	73.81	1:09.329	6	3	-2
6	69		4	Tony RUSSO	Yamaha R6 - Wymark Lubricants	8	9:30.525	19.268	2.433	73.49	1:09.098	7	12	6
7	100*	SUP	3	Craig HOWTON	Kawasaki ER6N - ME	8	9:30.578	19.321	0.053	73.49	1:09.092	8	14	7
8	81	SUP	4	Malvern MAY	Aprilia RS660 - IMP racing	8	9:31.179	19.922	0.601	73.41	1:09.056	8	7	-1
9	21	SUP	5	Toby FINNIS	Suzuki SV650 - CRAWFORDS/ TEY FS/ HAM	8	9:31.421	20.164	0.242	73.38	1:08.734	8	9	0
10	3	SUP	6	Oliver ARBON	Suzuki SV650 - TT Plumbing & Heating	8	9:37.439	26.182	6.018	72.61	1:10.143	8	8	-2
11	27	SUP	7	Ben BROWN	Yamaha R7 - Hunts Motorcycles	8	9:38.157	26.900	0.718	72.52	1:10.242	7	4	-7
12	77		5	Joe WHITE	Suzuki GSXR 600 - The Race Shack /Just In Graphics	8	9:43.980	32.723	5.823	71.80	1:10.057	8	10	-2
13	115		6	James SVENSEN	Suzuki SV650S - Team TSR - HCL - RG Racing	8	9:49.096	37.839	5.116	71.18	1:11.693	7	13	0
14	15		7	Daniel MERCER	Yamaha R6 - Merc&Co Racing	8	9:55.772	44.515	6.676	70.38	1:11.099	6	11	-3
15	55	R	1	Magnus MANSON-CHUBB	Kawasaki ZXR400L -	8	10:13.055	1:01.798	17.283	68.39	1:14.272	6	16	1
16	14	R	2	George DAVIES	Suzuki SV650 - G & B Customs	8	10:13.865	1:02.608	0.810	68.30	1:13.935	8	15	-1
17	175	R	3	Tom SVENSEN	Suzuki SV650 - Team TSR - HCL Carsales - RG racing	8	10:18.319	1:07.062	4.454	67.81	1:15.228	4	17	0
18	53	R	4	Peter HAMMOND	Suzuki SRAD -	8	10:24.998	1:13.741	6.679	67.09	1:16.278	6	19	1
19	48		8	Shaun WALLIS	Yamaha R6 - MBC Despatch Racing	8	10:28.677	1:17.420	3.679	66.70	1:15.935	5	18	-1
20	333		9	Andrew HOUGHTON	Husqvarna FS450 - Techoir	7	9:12.479	1 Lap	1 Lap	66.41	1:16.575	6	20	0
21	137		10	Colin McPHERSON	Yamaha R6 -	7	9:27.619	1 Lap	15.140	64.64	1:19.234	7	21	0
22	89	R	5	Daryl SKINNS	Suzuki GSXR 750 - Indoor Climate Systems UK LTD	7	9:27.995	1 Lap	0.376	64.59	1:19.458	7	23	1

NOT CLASSIFIED

DNF	33			Mark BISWELL	Yamaha FZR600R - Bizzle Bikesport	4	5:17.372	4 Laps	3 Laps	66.06	1:11.726	2	24	
-----	----	--	--	--------------	-----------------------------------	---	----------	--------	--------	-------	----------	---	----	--

FASTEST LAP

9				Matt WETHERELL	Suzuki GSXR 600 - Lamonde Racing	8	1:07.430			77.73 mph		125.10 kph	
21	SUP			Toby FINNIS	Suzuki SV650 - CRAWFORDS/ TEY FS/ HAM	8	1:08.734			76.25 mph		122.72 kph	
14	R			George DAVIES	Suzuki SV650 - G & B Customs	8	1:13.935			70.89 mph		114.09 kph	

Comments:

* No. 100 - Low battery on transponder - please charge

Class - 92.5% of Race Speed = 70.35 mph

Class SUP - 92.5% of Race Speed = 68.61 mph

Class R - 92.5% of Race Speed = 63.26 mph

Weather / Track : Showers / Damp

These results are provisional until the conclusion of any judicial and technical matters.

Date: 13/04/2024 Start: 15:01 Finish: 15:10

Pembrey National: 1.4560 miles

Clerk Of Course:

Stewards:

Timekeeper:

Craig Smith



Results can be found at www.tsl-timing.com

Printed - 15:13 Saturday, 13 April 2024



BMCRC - MRO Championships 2024 - Rnd 2 @ Pembrey

BMCRC Thunderbike Sport & BMCRC Supertwins

RACE 10 - LAP CHART

LAP 1 @ 15:02:49.292

NO	BEHIND	LAP TIME
9		1:14.224
59	0.148	1:14.372
97	0.415	1:14.639
28	1.943	1:16.167
27	3.776	1:18.000
181	3.945	1:18.169
3	4.199	1:18.423
69	4.409	1:18.633
21	5.251	1:19.475
81	5.345	1:19.569
100	5.383	1:19.607
115	6.587	1:20.811
33	7.556	1:21.780
77	7.958	1:22.182
15	9.846	1:24.070
14	11.254	1:25.478
55	11.580	1:25.804
175	12.210	1:26.434
53	12.554	1:26.778
48	13.135	1:27.359
137	13.164	1:27.388
333	13.589	1:27.813
89	14.222	1:28.446

LAP 2 @ 15:03:58.326

NO	BEHIND	LAP TIME
9		1:09.034
97	0.126	1:08.745
59	0.433	1:09.319
28	2.776	1:09.867
181	5.758	1:10.847
27	7.281	1:12.539
69	7.362	1:11.987
3	7.889	1:12.724
21	8.032	1:11.815
100	8.102	1:11.753
81	8.252	1:11.941
33	10.248	1:11.726
115	10.979	1:13.426
77	12.448	1:13.524
15	16.545	1:15.733
55	19.448	1:16.902
14	20.141	1:17.921
175	20.514	1:17.338
53	21.515	1:17.995
48	21.664	1:17.563
333	23.344	1:18.789
137	24.449	1:20.319
89	25.202	1:20.014

LAP 3 @ 15:05:06.201

NO	BEHIND	LAP TIME
9		1:07.875
59	0.471	1:07.913
97	0.842	1:08.591
28	4.562	1:09.661
181	7.876	1:09.993
69	10.345	1:10.858
100	11.425	1:11.198
81	11.704	1:11.327
27	12.302	1:12.896
21	12.558	1:12.401

3	12.820	1:12.806
33	14.104	1:11.731
115	16.178	1:13.074
77	16.693	1:12.120
15	23.191	1:14.521
14	28.405	1:16.139
55	28.781	1:17.208
175	29.428	1:16.789
53	30.200	1:16.560
48	30.675	1:16.886
333	33.610	1:18.141
137	36.271	1:19.697
89	36.901	1:19.574

LAP 4 @ 15:06:14.110

NO	BEHIND	LAP TIME
9		1:07.909
59	0.643	1:08.081
97	1.075	1:08.142
28	6.181	1:09.528
181	9.372	1:09.405
69	12.433	1:09.997
81	13.523	1:09.728
100	13.604	1:10.088
27	15.119	1:10.726
21	15.282	1:10.633
3	15.614	1:10.703
115	20.753	1:12.484
77	21.048	1:12.264
15	29.415	1:14.133
14	35.867	1:15.371
55	36.116	1:15.244
175	36.747	1:15.228
33	38.330	1:32.135 P
53	38.785	1:16.494
48	39.378	1:16.612
333	43.034	1:17.333
137	48.379	1:20.017
89	49.620	1:20.628

LAP 5 @ 15:07:22.207

NO	BEHIND	LAP TIME
9		1:08.097
59	0.171	1:07.625
97	0.511	1:07.533
28	7.624	1:09.540
181	10.615	1:09.340
69	14.503	1:10.167
100	15.488	1:09.981
81	15.719	1:10.293
21	16.701	1:09.516
27	17.868	1:10.846
3	17.980	1:10.463
115	24.554	1:11.898
77	24.745	1:11.794
15	34.017	1:12.699
14	42.651	1:14.881
55	42.847	1:14.828
175	44.329	1:15.679
48	47.216	1:15.935
53	48.198	1:17.510
333	52.043	1:17.106
137	1:00.480	1:20.198
89	1:01.060	1:19.537

LAP 6 @ 15:08:30.590

NO	BEHIND	LAP TIME
59		1:08.212
97	0.292	1:08.164
9	0.639	1:09.022
28	8.415	1:09.174
181	11.561	1:09.329
69	16.495	1:10.375
100	16.671	1:09.566
81	17.269	1:09.933
21	17.720	1:09.402
27	21.130	1:11.645
3	21.403	1:11.806
77	27.394	1:11.032
115	28.719	1:12.548
15	36.733	1:11.099
55	48.736	1:14.272
14	49.399	1:15.131
175	51.553	1:15.607
48	55.618	1:16.785
53	56.093	1:16.278
333	1:00.235	1:16.575

LAP 7 @ 15:09:38.687

NO	BEHIND	LAP TIME
59		1:08.097
97	0.217	1:08.022
9	0.540	1:07.998
137	1 Lap	1:20.766
89	1 Lap	1:20.338
28	9.463	1:09.145
181	13.612	1:10.148
69	17.496	1:09.098
100	17.867	1:09.293
81	18.504	1:09.332
21	19.068	1:09.445
27	23.275	1:10.242
3	23.677	1:10.371
77	30.304	1:11.007
115	32.315	1:11.693
15	40.509	1:11.873
55	55.139	1:14.500
14	56.311	1:15.009
175	58.943	1:15.487
53	1:04.704	1:16.708
48	1:06.843	1:19.322

LAP 8 @ 15:10:46.325

NO	BEHIND	LAP TIME
59		1:07.638
9	0.332	1:07.430
97	0.945	1:08.366
333	1 Lap	1:16.722
28	14.002	1:12.177
137	1 Lap	1:19.234
89	1 Lap	1:19.458
181	16.835	1:10.861
69	19.268	1:09.410
100	19.321	1:09.092
81	19.922	1:09.056
21	20.164	1:08.734
3	26.182	1:10.143
27	26.900	1:11.263
77	32.723	1:10.057

115	37.839	1:13.162
15	44.515	1:11.644
55	1:01.798	1:14.297
14	1:02.608	1:13.935
175	1:07.062	1:15.757
53	1:13.741	1:16.675
48	1:17.420	1:18.215

BMCRC - MRO Championships 2024 - Rnd 2 @ Pembrey

BMCRC Thunderbike Sport & BMCRC Supertwins

RACE 10 - POSITION CHART

No	Name	Lap Pos								
			1	2	3	4	5	6	7	8
28	WILLIAMS	1	9	9	9	9	9	59	59	59
59	DENYER	2	59	97	59	59	59	97	97	9
181	CONNELL	3	97	59	97	97	97	9	9	97
27	BROWN	4	28	28	28	28	28	28	28	28
9	WETHERELL	5	27	181	181	181	181	181	181	181
97	MANN	6	181	27	69	69	69	69	69	69
81	MAY	7	3	69	100	81	100	100	100	100
3	ARBON	8	69	3	81	100	81	81	81	81
21	FINNIS	9	21	21	27	27	21	21	21	21
77	WHITE	10	81	100	21	21	27	27	27	3
15	MERCER	11	100	81	3	3	3	3	3	27
69	RUSSO	12	115	33	33	115	115	77	77	77
115	SVENSEN	13	33	115	115	77	77	115	115	115
100	HOWTON	14	77	77	77	15	15	15	15	15
14	DAVIES	15	15	15	15	14	14	55	55	55
55	MANSON-CHUBB	16	14	55	14	55	55	14	14	14
175	SVENSEN	17	55	14	55	175	175	175	175	175
48	WALLIS	18	175	175	175	33	48	48	53	53
53	HAMMOND	19	53	53	53	53	53	53	48	48
333	HOUGHTON	20	48	48	48	48	333	333	333	333
137	McPHERSON	21	137	333	333	333	137	137	137	137
89	SKINNS	22	333	137	137	137	89	89	89	89
33	BISWELL	23	89	89	89	89				

BMCRC - MRO Championships 2024 - Rnd 2 @ Pembrey

BMCRC Thunderbike Sport & BMCRC Supertwins

RACE 10 - SECTOR ANALYSIS



SECTOR 1 = FL to I1, SECTOR 2 = I1 to FL, DIFF = Difference To Personal Best Lap, P = Crossed Finish Line in Pit Lane, D = Time Disallowed

P1 59		Andrew DENYER		Yamaha OW01 - me		
IDEAL LAP TIME : 1:06.998		BEST LAP TIME : 1:07.625		DIFFERENCE : 0.627		
LAP	SECTOR 1	SECTOR 2	LAP TIME	MPH	DIFF	TIME OF DAY
1 -		30.486	1:14.372	70.47	6.747	15:02:49.440
2 -	39.139	30.180	1:09.319	75.61	1.694	15:03:58.759
3 -	38.048	29.865	1:07.913 (3)	77.18	0.288	15:05:06.672
4 -	38.170	29.911	1:08.081	76.99	0.456	15:06:14.753
5 -	37.896	29.729	1:07.625 (1)	77.50		15:07:22.378
6 -	38.230	29.982	1:08.212	76.84	0.587	15:08:30.590
7 -	37.795	30.302	1:08.097	76.97	0.472	15:09:38.687
8 -	37.269	30.369	1:07.638 (2)	77.49	0.013	15:10:46.325

P2 9		Matt WETHERELL		Suzuki GSXR 600 - Lamonde Racing		
IDEAL LAP TIME : 1:07.430		BEST LAP TIME : 1:07.430		DIFFERENCE : 0.000		
LAP	SECTOR 1	SECTOR 2	LAP TIME	MPH	DIFF	TIME OF DAY
1 -		30.852	1:14.224	70.61	6.794	15:02:49.292
2 -	38.422	30.612	1:09.034	75.92	1.604	15:03:58.326
3 -	37.485	30.390	1:07.875 (2)	77.22	0.445	15:05:06.201
4 -	37.580	30.329	1:07.909 (3)	77.18	0.479	15:06:14.110
5 -	37.554	30.543	1:08.097	76.97	0.667	15:07:22.207
6 -	38.439	30.583	1:09.022	75.94	1.592	15:08:31.229
7 -	37.793	30.205	1:07.998	77.08	0.568	15:09:39.227
8 -	37.327	30.103	1:07.430 (1)	77.73		15:10:46.657

P3 97		Alex MANN		Honda CBR600RR - Michael Jones Jeweller, Esprit Group, Eas		
IDEAL LAP TIME : 1:07.432		BEST LAP TIME : 1:07.533		DIFFERENCE : 0.101		
LAP	SECTOR 1	SECTOR 2	LAP TIME	MPH	DIFF	TIME OF DAY
1 -		30.196	1:14.639	70.22	7.106	15:02:49.707
2 -	38.368	30.377	1:08.745	76.24	1.212	15:03:58.452
3 -	38.511	30.080	1:08.591	76.41	1.058	15:05:07.043
4 -	38.006	30.136	1:08.142 (3)	76.92	0.609	15:06:15.185
5 -	37.809	29.724	1:07.533 (1)	77.61		15:07:22.718
6 -	38.188	29.976	1:08.164	76.89	0.631	15:08:30.882
7 -	37.710	30.312	1:08.022 (2)	77.05	0.489	15:09:38.904
8 -	37.708	30.658	1:08.366	76.66	0.833	15:10:47.270

P4 28 SUP		Paul Potchy WILLIAMS		Kawazaki Z650 -		
IDEAL LAP TIME : 1:08.738		BEST LAP TIME : 1:09.145		DIFFERENCE : 0.407		
LAP	SECTOR 1	SECTOR 2	LAP TIME	MPH	DIFF	TIME OF DAY
1 -		30.853	1:16.167	68.81	7.022	15:02:51.235
2 -	39.243	30.624	1:09.867	75.02	0.722	15:04:01.102
3 -	39.031	30.630	1:09.661	75.24	0.516	15:05:10.763
4 -	38.547	30.981	1:09.528 (3)	75.38	0.383	15:06:20.291
5 -	38.852	30.688	1:09.540	75.37	0.395	15:07:29.831
6 -	38.241	30.933	1:09.174 (2)	75.77	0.029	15:08:39.005
7 -	38.648	30.497	1:09.145 (1)	75.80		15:09:48.150
8 -	40.295	31.882	1:12.177	72.62	3.032	15:11:00.327

P5 181 SUP		Neil CONNELL		- Bandolier Motorcycle Racing Team		
IDEAL LAP TIME : 1:08.919		BEST LAP TIME : 1:09.329		DIFFERENCE : 0.410		
LAP	SECTOR 1	SECTOR 2	LAP TIME	MPH	DIFF	TIME OF DAY
1 -		32.440	1:18.169	67.05	8.840	15:02:53.237
2 -	39.407	31.440	1:10.847	73.98	1.518	15:04:04.084
3 -	38.966	31.027	1:09.993	74.88	0.664	15:05:14.077
4 -	38.694	30.711	1:09.405 (3)	75.52	0.076	15:06:23.482
5 -	38.355	30.985	1:09.340 (2)	75.59	0.011	15:07:32.822
6 -	38.403	30.926	1:09.329 (1)	75.60		15:08:42.151
7 -	38.720	31.428	1:10.148	74.72	0.819	15:09:52.299
8 -	38.208	32.653	1:10.861	73.97	1.532	15:11:03.160

BMCRC - MRO Championships 2024 - Rnd 2 @ Pembrey

BMCRC Thunderbike Sport & BMCRC Supertwins

RACE 10 - SECTOR ANALYSIS



SECTOR 1 = FL to I1, SECTOR 2 = I1 to FL, DIFF = Difference To Personal Best Lap, P = Crossed Finish Line in Pit Lane, D = Time Disallowed

P6 69 Tony RUSSO		Yamaha R6 - Wymark Lubricants				
IDEAL LAP TIME : 1:08.483		BEST LAP TIME : 1:09.098		DIFFERENCE : 0.615		
LAP	SECTOR 1	SECTOR 2	LAP TIME	MPH	DIFF	TIME OF DAY
1 -		32.390	1:18.633	66.65	9.535	15:02:53.701
2 -	40.391	31.596	1:11.987	72.81	2.889	15:04:05.688
3 -	39.935	30.923	1:10.858	73.97	1.760	15:05:16.546
4 -	39.047	30.950	1:09.997 (3)	74.88	0.899	15:06:26.543
5 -	39.365	30.802	1:10.167	74.70	1.069	15:07:36.710
6 -	39.484	30.891	1:10.375	74.48	1.277	15:08:47.085
7 -	38.930	30.168	1:09.098 (1)	75.85		15:09:56.183
8 -	38.315	31.095	1:09.410 (2)	75.51	0.312	15:11:05.593

P7 100 SUP Craig HOWTON		Kawasaki ER6N - ME				
IDEAL LAP TIME : 1:08.658		BEST LAP TIME : 1:09.092		DIFFERENCE : 0.434		
LAP	SECTOR 1	SECTOR 2	LAP TIME	MPH	DIFF	TIME OF DAY
1 -		31.708	1:19.607	65.84	10.515	15:02:54.675
2 -	40.227	31.526	1:11.753	73.05	2.661	15:04:06.428
3 -	40.059	31.139	1:11.198	73.62	2.106	15:05:17.626
4 -	39.109	30.979	1:10.088	74.78	0.996	15:06:27.714
5 -	38.965	31.016	1:09.981	74.90	0.889	15:07:37.695
6 -	38.859	30.707	1:09.566 (3)	75.34	0.474	15:08:47.261
7 -	39.012	30.281	1:09.293 (2)	75.64	0.201	15:09:56.554
8 -	38.377	30.715	1:09.092 (1)	75.86		15:11:05.646

P8 81 SUP Malvern MAY		Aprilia RS660 - IMP racing				
IDEAL LAP TIME : 1:08.717		BEST LAP TIME : 1:09.056		DIFFERENCE : 0.339		
LAP	SECTOR 1	SECTOR 2	LAP TIME	MPH	DIFF	TIME OF DAY
1 -		32.273	1:19.569	65.87	10.513	15:02:54.637
2 -	40.121	31.820	1:11.941	72.85	2.885	15:04:06.578
3 -	39.771	31.556	1:11.327	73.48	2.271	15:05:17.905
4 -	38.501	31.227	1:09.728 (3)	75.17	0.672	15:06:27.633
5 -	38.595	31.698	1:10.293	74.56	1.237	15:07:37.926
6 -	38.962	30.971	1:09.933	74.95	0.877	15:08:47.859
7 -	38.695	30.637	1:09.332 (2)	75.60	0.276	15:09:57.191
8 -	38.080	30.976	1:09.056 (1)	75.90		15:11:06.247

P9 21 SUP Toby FINNIS		Suzuki SV650 - CRAWFORDS/ TEY FS/ HAM				
IDEAL LAP TIME : 1:08.734		BEST LAP TIME : 1:08.734		DIFFERENCE : 0.000		
LAP	SECTOR 1	SECTOR 2	LAP TIME	MPH	DIFF	TIME OF DAY
1 -		32.731	1:19.475	65.95	10.741	15:02:54.543
2 -	39.844	31.971	1:11.815	72.98	3.081	15:04:06.358
3 -	40.432	31.969	1:12.401	72.39	3.667	15:05:18.759
4 -	39.193	31.440	1:10.633	74.20	1.899	15:06:29.392
5 -	38.864	30.652	1:09.516	75.40	0.782	15:07:38.908
6 -	38.325	31.077	1:09.402 (2)	75.52	0.668	15:08:48.310
7 -	38.786	30.659	1:09.445 (3)	75.47	0.711	15:09:57.755
8 -	38.091	30.643	1:08.734 (1)	76.25		15:11:06.489

P10 3 SUP Oliver ARBON		Suzuki SV650 - TT Plumbing & Heating				
IDEAL LAP TIME : 1:09.923		BEST LAP TIME : 1:10.143		DIFFERENCE : 0.220		
LAP	SECTOR 1	SECTOR 2	LAP TIME	MPH	DIFF	TIME OF DAY
1 -		32.008	1:18.423	66.83	8.280	15:02:53.491
2 -	40.053	32.671	1:12.724	72.07	2.581	15:04:06.215
3 -	40.860	31.946	1:12.806	71.99	2.663	15:05:19.021
4 -	39.390	31.313	1:10.703	74.13	0.560	15:06:29.724
5 -	38.737	31.726	1:10.463 (3)	74.38	0.320	15:07:40.187
6 -	39.343	32.463	1:11.806	72.99	1.663	15:08:51.993
7 -	38.917	31.454	1:10.371 (2)	74.48	0.228	15:10:02.364
8 -	38.957	31.186	1:10.143 (1)	74.72		15:11:12.507

BMCRC - MRO Championships 2024 - Rnd 2 @ Pembrey

BMCRC Thunderbike Sport & BMCRC Supertwins

RACE 10 - SECTOR ANALYSIS



SECTOR 1 = FL to I1, SECTOR 2 = I1 to FL, DIFF = Difference To Personal Best Lap, P = Crossed Finish Line in Pit Lane, D = Time Disallowed

P11 27 SUP		Ben BROWN		Yamaha R7 - Hunts Motorcycles			
IDEAL LAP TIME : 1:10.203		BEST LAP TIME : 1:10.242		DIFFERENCE : 0.039			
LAP	SECTOR 1	SECTOR 2	LAP TIME	MPH	DIFF	TIME OF DAY	
1 -		32.404	1:18.000	67.19	7.758	15:02:53.068	
2 -	40.236	32.303	1:12.539	72.25	2.297	15:04:05.607	
3 -	40.522	32.374	1:12.896	71.90	2.654	15:05:18.503	
4 -	38.854	31.872	1:10.726 (2)	74.11	0.484	15:06:29.229	
5 -	38.682	32.164	1:10.846 (3)	73.98	0.604	15:07:40.075	
6 -	39.240	32.405	1:11.645	73.16	1.403	15:08:51.720	
7 -	38.721	31.521	1:10.242 (1)	74.62		15:10:01.962	
8 -	39.179	32.084	1:11.263	73.55	1.021	15:11:13.225	

P12 77		Joe WHITE		Suzuki GSXR 600 - The Race Shack /Just In Graphics			
IDEAL LAP TIME : 1:10.057		BEST LAP TIME : 1:10.057		DIFFERENCE : 0.000			
LAP	SECTOR 1	SECTOR 2	LAP TIME	MPH	DIFF	TIME OF DAY	
1 -		33.706	1:22.182	63.78	12.125	15:02:57.250	
2 -	41.108	32.416	1:13.524	71.29	3.467	15:04:10.774	
3 -	40.163	31.957	1:12.120	72.67	2.063	15:05:22.894	
4 -	40.665	31.599	1:12.264	72.53	2.207	15:06:35.158	
5 -	40.305	31.489	1:11.794	73.00	1.737	15:07:46.952	
6 -	39.746	31.286	1:11.032 (3)	73.79	0.975	15:08:57.984	
7 -	40.007	31.000	1:11.007 (2)	73.81	0.950	15:10:08.991	
8 -	39.470	30.587	1:10.057 (1)	74.81		15:11:19.048	

P13 115		James SVENSEN		Suzuki SV650S - Team TSR - HCL - RG Racing			
IDEAL LAP TIME : 1:11.693		BEST LAP TIME : 1:11.693		DIFFERENCE : 0.000			
LAP	SECTOR 1	SECTOR 2	LAP TIME	MPH	DIFF	TIME OF DAY	
1 -		33.166	1:20.811	64.86	9.118	15:02:55.879	
2 -	40.434	32.992	1:13.426	71.38	1.733	15:04:09.305	
3 -	40.303	32.771	1:13.074	71.73	1.381	15:05:22.379	
4 -	39.766	32.718	1:12.484 (3)	72.31	0.791	15:06:34.863	
5 -	39.741	32.157	1:11.898 (2)	72.90	0.205	15:07:46.761	
6 -	40.226	32.322	1:12.548	72.25	0.855	15:08:59.309	
7 -	39.550	32.143	1:11.693 (1)	73.11		15:10:11.002	
8 -	40.205	32.957	1:13.162	71.64	1.469	15:11:24.164	

P14 15		Daniel MERCER		Yamaha R6 - Merc&Co Racing			
IDEAL LAP TIME : 1:11.077		BEST LAP TIME : 1:11.099		DIFFERENCE : 0.022			
LAP	SECTOR 1	SECTOR 2	LAP TIME	MPH	DIFF	TIME OF DAY	
1 -		33.990	1:24.070	62.34	12.971	15:02:59.138	
2 -	42.401	33.332	1:15.733	69.21	4.634	15:04:14.871	
3 -	41.418	33.103	1:14.521	70.33	3.422	15:05:29.392	
4 -	41.356	32.777	1:14.133	70.70	3.034	15:06:43.525	
5 -	40.899	31.800	1:12.699	72.10	1.600	15:07:56.224	
6 -	39.277	31.822	1:11.099 (1)	73.72		15:09:07.323	
7 -	39.992	31.881	1:11.873 (3)	72.92	0.774	15:10:19.196	
8 -	39.762	31.882	1:11.644 (2)	73.16	0.545	15:11:30.840	

P15 55 R		Magnus MANSON-CHUBB		Kawasaki ZXR400L -			
IDEAL LAP TIME : 1:13.969		BEST LAP TIME : 1:14.272		DIFFERENCE : 0.303			
LAP	SECTOR 1	SECTOR 2	LAP TIME	MPH	DIFF	TIME OF DAY	
1 -		34.996	1:25.804	61.08	11.532	15:03:00.872	
2 -	42.659	34.243	1:16.902	68.15	2.630	15:04:17.774	
3 -	43.454	33.754	1:17.208	67.88	2.936	15:05:34.982	
4 -	41.788	33.456	1:15.244	69.66	0.972	15:06:50.226	
5 -	41.630	33.198	1:14.828	70.04	0.556	15:08:05.054	
6 -	41.289	32.983	1:14.272 (1)	70.57		15:09:19.326	
7 -	41.205	33.295	1:14.500 (3)	70.35	0.228	15:10:33.826	
8 -	41.533	32.764	1:14.297 (2)	70.54	0.025	15:11:48.123	

BMCRC - MRO Championships 2024 - Rnd 2 @ Pembrey

BMCRC Thunderbike Sport & BMCRC Supertwins

RACE 10 - SECTOR ANALYSIS



SECTOR 1 = FL to I1, SECTOR 2 = I1 to FL, DIFF = Difference To Personal Best Lap, P = Crossed Finish Line in Pit Lane, D = Time Disallowed

P16		14 R		George DAVIES		Suzuki SV650 - G & B Customs	
IDEAL LAP TIME : 1:13.935		BEST LAP TIME : 1:13.935		DIFFERENCE : 0.000			
LAP	SECTOR 1	SECTOR 2	LAP TIME	MPH	DIFF	TIME OF DAY	
1 -		34.901	1:25.478	61.32	11.543	15:03:00.546	
2 -	43.332	34.589	1:17.921	67.26	3.986	15:04:18.467	
3 -	42.541	33.598	1:16.139	68.84	2.204	15:05:34.606	
4 -	41.972	33.399	1:15.371	69.54	1.436	15:06:49.977	
5 -	41.459	33.422	1:14.881 (2)	69.99	0.946	15:08:04.858	
6 -	41.357	33.774	1:15.131	69.76	1.196	15:09:19.989	
7 -	41.593	33.416	1:15.009 (3)	69.87	1.074	15:10:34.998	
8 -	41.054	32.881	1:13.935 (1)	70.89		15:11:48.933	

P17		175 R		Tom SVENSEN		Suzuki SV650 - Team TSR - HCL Carsales - RG racing	
IDEAL LAP TIME : 1:14.600		BEST LAP TIME : 1:15.228		DIFFERENCE : 0.628			
LAP	SECTOR 1	SECTOR 2	LAP TIME	MPH	DIFF	TIME OF DAY	
1 -		34.756	1:26.434	60.64	11.206	15:03:01.502	
2 -	43.531	33.807	1:17.338	67.77	2.110	15:04:18.840	
3 -	43.219	33.570	1:16.789	68.25	1.561	15:05:35.629	
4 -	42.271	32.957	1:15.228 (1)	69.67		15:06:50.857	
5 -	42.504	33.175	1:15.679	69.26	0.451	15:08:06.536	
6 -	42.134	33.473	1:15.607 (3)	69.32	0.379	15:09:22.143	
7 -	41.948	33.539	1:15.487 (2)	69.43	0.259	15:10:37.630	
8 -	41.643	34.114	1:15.757	69.18	0.529	15:11:53.387	

P18		53 R		Peter HAMMOND		Suzuki SRAD -	
IDEAL LAP TIME : 1:15.868		BEST LAP TIME : 1:16.278		DIFFERENCE : 0.410			
LAP	SECTOR 1	SECTOR 2	LAP TIME	MPH	DIFF	TIME OF DAY	
1 -		34.686	1:26.778	60.40	10.500	15:03:01.846	
2 -	43.440	34.555	1:17.995	67.20	1.717	15:04:19.841	
3 -	42.632	33.928	1:16.560 (3)	68.46	0.282	15:05:36.401	
4 -	42.545	33.949	1:16.494 (2)	68.52	0.216	15:06:52.895	
5 -	43.800	33.710	1:17.510	67.62	1.232	15:08:10.405	
6 -	42.302	33.976	1:16.278 (1)	68.71		15:09:26.683	
7 -	43.142	33.566	1:16.708	68.33	0.430	15:10:43.391	
8 -	42.800	33.875	1:16.675	68.36	0.397	15:12:00.066	

P19		48		Shaun WALLIS		Yamaha R6 - MBC Despatch Racing	
IDEAL LAP TIME : 1:15.730		BEST LAP TIME : 1:15.935		DIFFERENCE : 0.205			
LAP	SECTOR 1	SECTOR 2	LAP TIME	MPH	DIFF	TIME OF DAY	
1 -		34.894	1:27.359	60.00	11.424	15:03:02.427	
2 -	43.818	33.745	1:17.563	67.57	1.628	15:04:19.990	
3 -	43.957	32.929	1:16.886	68.17	0.951	15:05:36.876	
4 -	43.449	33.163	1:16.612 (2)	68.41	0.677	15:06:53.488	
5 -	42.801	33.134	1:15.935 (1)	69.02		15:08:09.423	
6 -	42.908	33.877	1:16.785 (3)	68.26	0.850	15:09:26.208	
7 -	44.265	35.057	1:19.322	66.08	3.387	15:10:45.530	
8 -	43.483	34.732	1:18.215	67.01	2.280	15:12:03.745	

P20		333		Andrew HOUGHTON		Husqvarna FS450 - Techoir	
IDEAL LAP TIME : 1:16.343		BEST LAP TIME : 1:16.575		DIFFERENCE : 0.232			
LAP	SECTOR 1	SECTOR 2	LAP TIME	MPH	DIFF	TIME OF DAY	
1 -		35.024	1:27.813	59.69	11.238	15:03:02.881	
2 -	44.598	34.191	1:18.789	66.52	2.214	15:04:21.670	
3 -	43.495	34.646	1:18.141	67.07	1.566	15:05:39.811	
4 -	42.823	34.510	1:17.333	67.77	0.758	15:06:57.144	
5 -	42.877	34.229	1:17.106 (3)	67.97	0.531	15:08:14.250	
6 -	42.214	34.361	1:16.575 (1)	68.45		15:09:30.825	
7 -	42.593	34.129	1:16.722 (2)	68.31	0.147	15:10:47.547	

BMCRC - MRO Championships 2024 - Rnd 2 @ Pembrey

BMCRC Thunderbike Sport & BMCRC Supertwins

RACE 10 - SECTOR ANALYSIS



SECTOR 1 = FL to I1, SECTOR 2 = I1 to FL, DIFF = Difference To Personal Best Lap, P = Crossed Finish Line in Pit Lane, D = Time Disallowed

P21 137		Colin McPHERSON		Yamaha R6 -		
IDEAL LAP TIME : 1:18.926		BEST LAP TIME : 1:19.234		DIFFERENCE : 0.308		
LAP	SECTOR 1	SECTOR 2	LAP TIME	MPH	DIFF	TIME OF DAY
1 -		36.206	1:27.388	59.98	8.154	15:03:02.456
2 -	45.394	34.925	1:20.319	65.25	1.085	15:04:22.775
3 -	44.786	34.911	1:19.697 (2)	65.76	0.463	15:05:42.472
4 -	44.626	35.391	1:20.017 (3)	65.50	0.783	15:07:02.489
5 -	45.253	34.945	1:20.198	65.35	0.964	15:08:22.687
6 -	44.792	35.974	1:20.766	64.89	1.532	15:09:43.453
7 -	44.934	34.300	1:19.234 (1)	66.15		15:11:02.687

P22 89 R		Daryl SKINNS		Suzuki GSXR 750 - Indoor Climate Systems UK LTD		
IDEAL LAP TIME : 1:19.012		BEST LAP TIME : 1:19.458		DIFFERENCE : 0.446		
LAP	SECTOR 1	SECTOR 2	LAP TIME	MPH	DIFF	TIME OF DAY
1 -		34.895	1:28.446	59.26	8.988	15:03:03.514
2 -	45.463	34.551	1:20.014	65.50	0.556	15:04:23.528
3 -	45.048	34.526	1:19.574 (3)	65.87	0.116	15:05:43.102
4 -	45.340	35.288	1:20.628	65.00	1.170	15:07:03.730
5 -	45.169	34.368	1:19.537 (2)	65.90	0.079	15:08:23.267
6 -	45.492	34.846	1:20.338	65.24	0.880	15:09:43.605
7 -	44.644	34.814	1:19.458 (1)	65.96		15:11:03.063

P23 33		Mark BISWELL		Yamaha FZR600R - Bizzle Bikesport		
IDEAL LAP TIME : 1:11.513		BEST LAP TIME : 1:11.726		DIFFERENCE : 0.213		
LAP	SECTOR 1	SECTOR 2	LAP TIME	MPH	DIFF	TIME OF DAY
1 -		32.608	1:21.780	64.09	10.054	15:02:56.848
2 -	40.017	31.709	1:11.726 (1)	73.07		15:04:08.574
3 -	40.235	31.496	1:11.731 (2)	73.07	0.005	15:05:20.305
4 -	40.074	IN PIT	1:32.135 P	56.89	20.409	15:06:52.440

BMCRC - MRO Championships 2024 - Rnd 2 @ Pembrey

BMCRC Thunderbike Sport & BMCRC Supertwins

RACE 10 - BEST SECTORS

SECTOR 1			SECTOR 2			IDEAL / BEST COMPARISON						
POS	NO	NAME	TIME	NO	NAME	TIME	POS	NO	NAME	IDEAL	BEST	DIFF
									PERFECT LAP	1:06.993		
1	59	DENYER	37.269	97	MANN	29.724	1	59	DENYER	1:06.998	1:07.625	0.627
2	9	WETHERELL	37.327	59	DENYER	29.729	2	9	WETHERELL	1:07.430	1:07.430	0.000
3	97	MANN	37.708	9	WETHERELL	30.103	3	97	MANN	1:07.432	1:07.533	0.101
4	81	MAY	38.080	69	RUSSO	30.168	4	69	RUSSO	1:08.483	1:09.098	0.615
5	21	FINNIS	38.091	100	HOWTON	30.281	5	100	HOWTON	1:08.658	1:09.092	0.434
6	181	CONNELL	38.208	28	WILLIAMS	30.497	6	81	MAY	1:08.717	1:09.056	0.339
7	28	WILLIAMS	38.241	77	WHITE	30.587	7	21	FINNIS	1:08.734	1:08.734	0.000
8	69	RUSSO	38.315	81	MAY	30.637	8	28	WILLIAMS	1:08.738	1:09.145	0.407
9	100	HOWTON	38.377	21	FINNIS	30.643	9	181	CONNELL	1:08.919	1:09.329	0.410
10	27	BROWN	38.682	181	CONNELL	30.711	10	3	ARBON	1:09.923	1:10.143	0.220
11	3	ARBON	38.737	3	ARBON	31.186	11	77	WHITE	1:10.057	1:10.057	0.000
12	15	MERCER	39.277	33	BISWELL	31.496	12	27	BROWN	1:10.203	1:10.242	0.039
13	77	WHITE	39.470	27	BROWN	31.521	13	15	MERCER	1:11.077	1:11.099	0.022
14	115	SVENSEN	39.550	15	MERCER	31.800	14	33	BISWELL	1:11.513	1:11.726	0.213
15	33	BISWELL	40.017	115	SVENSEN	32.143	15	115	SVENSEN	1:11.693	1:11.693	0.000
16	14	DAVIES	41.054	55	MANSON-CHUBB	32.764	16	14	DAVIES	1:13.935	1:13.935	0.000
17	55	MANSON-CHUBB	41.205	14	DAVIES	32.881	17	55	MANSON-CHUBB	1:13.969	1:14.272	0.303
18	175	SVENSEN	41.643	48	WALLIS	32.929	18	175	SVENSEN	1:14.600	1:15.228	0.628
19	333	HOUGHTON	42.214	175	SVENSEN	32.957	19	48	WALLIS	1:15.730	1:15.935	0.205
20	53	HAMMOND	42.302	53	HAMMOND	33.566	20	53	HAMMOND	1:15.868	1:16.278	0.410
21	48	WALLIS	42.801	333	HOUGHTON	34.129	21	333	HOUGHTON	1:16.343	1:16.575	0.232
22	137	McPHERSON	44.626	137	McPHERSON	34.300	22	137	McPHERSON	1:18.926	1:19.234	0.308
23	89	SKINNS	44.644	89	SKINNS	34.368	23	89	SKINNS	1:19.012	1:19.458	0.446

BMCRC - MRO Championships 2024 - Rnd 2 @ Pembrey

BMCRC Thunderbike Sport & BMCRC Supertwins

RACE 10 - STATISTICS

Competitors Started	23
Planned Start	2024-04-13 @ 15:00:00.000
Actual Start	2024-04-13 @ 15:01:35.067
Finish Time	2024-04-13 @ 15:10:46.324
Track Length	1.4560mi.
Total Laps	177
Total Distance Covered	257.7120mi.

Session Fastest Lap History

NO	CL	NAME	LAP TIME	TIME OF DAY	LAP	VEHICLE
9		Matt WETHERELL	1:09.034	15:03:58.341	2	Suzuki GSXR 600
97		Alex MANN	1:08.745	15:03:58.464	2	Honda CBR600RR
9		Matt WETHERELL	1:07.875	15:05:06.216	3	Suzuki GSXR 600
59		Andrew DENYER	1:07.625	15:07:22.398	5	Yamaha OW01
97		Alex MANN	1:07.533	15:07:22.731	5	Honda CBR600RR
9		Matt WETHERELL	1:07.430	15:10:46.673	8	Suzuki GSXR 600

Session Leader History

NO	CL	NAME	FROM LAP	LAPS LED	DISTANCE	VEHICLE
9		Matt WETHERELL	1	5	7.28 miles	Suzuki GSXR 600
59		Andrew DENYER	6	3	4.36 miles	Yamaha OW01

Flag History

TYPE	TIME OF DAY
GREEN	15:01:35.067
FINISH	15:10:46.324

Flag Statistics

TYPE	COUNT	TOTAL LAPS	TOTAL TIME
Green	1	8	10:40.897
Red	0	0	0.000
Safety Car	0	0	0.000
FCY	0	0	0.000

BMCRC - MRO Championships 2024 - Rnd 2 @ Pembrey

BMCRC Thunderbike Sport & BMCRC Supertwins

RACE 10 - STATISTICS

CLASS :

11 Starters

Fastest Lap History

NO	NAME	LAP TIME	TIME OF DAY	LAP	VEHICLE
9	Matt WETHERELL	1:09.034	15:03:58.341	2	Suzuki GSXR 600
97	Alex MANN	1:08.745	15:03:58.464	2	Honda CBR600RR
9	Matt WETHERELL	1:07.875	15:05:06.216	3	Suzuki GSXR 600
59	Andrew DENYER	1:07.625	15:07:22.398	5	Yamaha OW01
97	Alex MANN	1:07.533	15:07:22.731	5	Honda CBR600RR
9	Matt WETHERELL	1:07.430	15:10:46.673	8	Suzuki GSXR 600

Leader History

NO	NAME	FROM LAP	LAPS LED	DISTANCE	VEHICLE
9	Matt WETHERELL	1	5	7.28 miles	Suzuki GSXR 600
59	Andrew DENYER	6	3	4.36 miles	Yamaha OW01

BMCRC - MRO Championships 2024 - Rnd 2 @ Pembrey

BMCRC Thunderbike Sport & BMCRC Supertwins

RACE 10 - STATISTICS

CLASS : R

5 Starters

Fastest Lap History

NO	NAME	LAP TIME	TIME OF DAY	LAP	VEHICLE
55	Magnus MANSON-CHUBB	1:16.902	15:04:17.820	2	Kawasaki ZXR400L
14	George DAVIES	1:16.139	15:05:34.637	3	Suzuki SV650
14	George DAVIES	1:15.371	15:06:50.007	4	Suzuki SV650
55	Magnus MANSON-CHUBB	1:15.244	15:06:50.272	4	Kawasaki ZXR400L
175	Tom SVENSEN	1:15.228	15:06:50.887	4	Suzuki SV650
14	George DAVIES	1:14.881	15:08:04.888	5	Suzuki SV650
55	Magnus MANSON-CHUBB	1:14.828	15:08:05.100	5	Kawasaki ZXR400L
55	Magnus MANSON-CHUBB	1:14.272	15:09:19.373	6	Kawasaki ZXR400L
14	George DAVIES	1:13.935	15:11:48.963	8	Suzuki SV650

Leader History

NO	NAME	FROM LAP	LAPS LED	DISTANCE	VEHICLE
14	George DAVIES	1	1	1.45 miles	Suzuki SV650
55	Magnus MANSON-CHUBB	2	1	1.45 miles	Kawasaki ZXR400L
14	George DAVIES	3	3	4.36 miles	Suzuki SV650
55	Magnus MANSON-CHUBB	6	3	4.36 miles	Kawasaki ZXR400L

BMCRC - MRO Championships 2024 - Rnd 2 @ Pembrey

BMCRC Thunderbike Sport & BMCRC Supertwins

RACE 10 - STATISTICS

CLASS : SUP

7 Starters

Fastest Lap History

NO	NAME	LAP TIME	TIME OF DAY	LAP	VEHICLE
28	Paul Potchy WILLIAMS	1:09.867	15:04:01.117	2	Kawazaki Z650
28	Paul Potchy WILLIAMS	1:09.661	15:05:10.778	3	Kawazaki Z650
28	Paul Potchy WILLIAMS	1:09.528	15:06:20.307	4	Kawazaki Z650
181	Neil CONNELL	1:09.405	15:06:23.501	4	
181	Neil CONNELL	1:09.340	15:07:32.842	5	
28	Paul Potchy WILLIAMS	1:09.174	15:08:39.021	6	Kawazaki Z650
28	Paul Potchy WILLIAMS	1:09.145	15:09:48.165	7	Kawazaki Z650
100	Craig HOWTON	1:09.092	15:11:05.646	8	Kawasaki ER6N
81	Malvern MAY	1:09.056	15:11:06.259	8	Aprilia RS660
21	Toby FINNIS	1:08.734	15:11:06.515	8	Suzuki SV650

Leader History

NO	NAME	FROM LAP	LAPS LED	DISTANCE	VEHICLE
28	Paul Potchy WILLIAMS	1	8	11.64 miles	Kawazaki Z650



BMCRC - MRO Championships 2024 - Rnd 2 @ Pembrey

BMCRC Thunderbike Sport & BMCRC Supertwins

RACE 1 - GRID (12 Laps)

ROW 9	27	49	William BURCHELL	26	444	Brian HARRISON	25	177	Michael HOPKINS
ROW 8	24	90	Jack WOLFF	23	89	Daryl SKINNS	22	137	Colin McPHERSON
ROW 7	21	333	Andrew HOUGHTON	20	53	Peter HAMMOND	19	48	Shaun WALLIS
ROW 6	18	175	Tom SVENSEN	17	55	Magnus MANSON-CHUBB	16	14	George DAVIES
ROW 5	15	33	Mark BISWELL	14	115	James SVENSEN	13	15	Daniel MERCER
ROW 4	12	27	Ben BROWN	11	3	Oliver ARBON	10	77	Joe WHITE
ROW 3	9	181	Neil CONNELL	8	28	Paul Potchy WILLIAMS	7	69	Tony RUSSO
ROW 2	6	100	Craig HOWTON	5	81	Malvern MAY	4	21	Toby FINNIS
ROW 1	3	59	Andrew DENYER	2	97	Alex MANN	1	9	Matt WETHERELL
Pole									

These results are provisional until the conclusion of any judicial and technical matters.

Pembrey National: 1.4560 miles

Clerk Of Course:	Stewards:	Timekeeper:	<i>Craig Smith</i>	
------------------	-----------	-------------	--------------------	--

Results can be found at www.tsl-timing.com

Printed - 15:15 Saturday, 13 April 2024





**BMCRC
THUNDERBIKE
SPORT**



**BMCRC
SUPERTWINS**

BMCRC - MRO Championships 2024 - Rnd 2 @ Pembrey

BMCRC Thunderbike Sport & BMCRC Supertwins

RACE 1 - CLASSIFICATION

Race Distance: 12 Laps / 17.47 miles

POS	NO	CL	PIC	NAME	ENTRY	LAPS	TIME	GAP	DIFF	MPH	BEST	ON	GRD	↑↓
1	9		1	Matt WETHERELL	Suzuki GSXR 600 - Lamonde Racing	12	12:37.994			82.98	1:01.956	3	1	0
2	77		2	Joe WHITE	Suzuki GSXR 600 - The Race Shack /Just In Graphics	12	12:52.528	14.534	14.534	81.41	1:02.534	12	10	8
3	59		3	Andrew DENYER	Yamaha OW01 - me	12	12:53.498	15.504	0.970	81.31	1:03.050	10	3	0
4	69		4	Tony RUSSO	Yamaha R6 - Wymark Lubricants	12	12:53.580	15.586	0.082	81.30	1:03.460	12	7	3
5	28	SUP	1	Paul Potchy WILLIAMS	Kawasaki Z650 -	12	12:54.545	16.551	0.965	81.20	1:03.318	4	8	3
6	15		5	Daniel MERCER	Yamaha R6 - Merc&Co Racing	12	12:59.143	21.149	4.598	80.72	1:02.584	10	13	7
7	100	SUP	2	Craig HOWTON	Kawasaki ER6N - ME	12	13:09.711	31.717	10.568	79.64	1:04.129	8	6	-1
8	181	SUP	3	Neil CONNELL	- Bandolier Motorcycle Racing Team	12	13:10.795	32.801	1.084	79.53	1:04.550	8	9	1
9	81	SUP	4	Malvern MAY	Aprilia RS660 - IMP racing	12	13:11.502	33.508	0.707	79.46	1:03.682	7	5	-4
10	27	SUP	5	Ben BROWN	Yamaha R7 - Hunts Motorcycles	12	13:14.843	36.849	3.341	79.13	1:04.880	9	12	2
11	97		6	Alex MANN	Honda CBR600RR - Michael Jones Jeweller, Esprit Group, E	12	13:16.498	38.504	1.655	78.96	1:02.991	10	2	-9
12	21	SUP	6	Toby FINNIS	Suzuki SV650 - CRAWFORDS/ TEY FS/ HAM	12	13:16.510	38.516	0.012	78.96	1:04.878	10	4	-8
13	115		7	James SVENSEN	Suzuki SV650S - Team TSR - HCL - RG Racing	12	13:24.445	46.451	7.935	78.18	1:05.690	6	14	1
14	48		8	Shaun WALLIS	Yamaha R6 - MBC Despatch Racing	12	13:34.265	56.271	9.820	77.24	1:06.127	11	19	5
15	137		9	Colin McPHERSON	Yamaha R6 -	12	13:43.352	1:05.358	9.087	76.39	1:07.044	11	22	7
16	14	R	1	George DAVIES	Suzuki SV650 - G & B Customs	11	13:00.348	1 Lap	1 Lap	73.88	1:08.554	11	16	0
17	55	R	2	Magnus MANSON-CHUBB	Kawasaki ZXR400L -	11	13:06.131	1 Lap	5.783	73.34	1:09.884	5	17	0
18	175	R	3	Tom SVENSEN	Suzuki SV650 - Team TSR - HCL Carsales - RG racing	11	13:26.883	1 Lap	20.752	71.45	1:10.534	11	18	0
19	333		10	Andrew HOUGHTON	Husqvarna FS450 - Techoir	11	13:29.014	1 Lap	2.131	71.26	1:11.804	2	21	2

NOT CLASSIFIED

DNF	53	R		Peter HAMMOND	Suzuki SRAD -	11	13:28.304	1 Lap		71.33	1:09.522	2	20	
DNF	3	SUP		Oliver ARBON	Suzuki SV650 - TT Plumbing & Heating	10	11:07.592	2 Laps	1 Lap	78.51	1:05.655	6	11	
DNF	49	SUP		William BURCHELL	Suzuki SV650 - SWB Racing / RWECC / SRA / Canopy Pro	8	8:46.705	4 Laps	2 Laps	79.61	1:03.976	5	27	
DNF	89	R		Daryl SKINNS	Suzuki GSXR 750 - Indoor Climate Systems UK LTD	1	1:20.532	11 Laps	7 Laps	65.08				

FASTEST LAP

9	Matt WETHERELL	Suzuki GSXR 600 - Lamonde Racing	3	1:01.956	84.60 mph	136.15 kph
28 SUP	Paul Potchy WILLIAMS	Kawasaki Z650 -	4	1:03.318	82.78 mph	133.22 kph
14 R	George DAVIES	Suzuki SV650 - G & B Customs	11	1:08.554	76.45 mph	123.04 kph

Comments:

Class - 92.5% of Race Speed = 76.75 mph
 Class SUP - 92.5% of Race Speed = 75.11 mph
 Class R - 92.5% of Race Speed = 68.33 mph

Weather / Track : Sunny / Dry

Date: 14/04/2024 Start: 09:20 Finish: 09:32

These results are provisional until the conclusion of any judicial and technical matters.

Pembrey National: 1.4560 miles

Clerk Of Course:	Stewards:	Timekeeper: <i>Craig Smith</i>	
------------------	-----------	-----------------------------------	--

Results can be found at www.tsl-timing.com

Printed - 09:36 Sunday, 14 April 2024



BMCRC - MRO Championships 2024 - Rnd 2 @ Pembrey

BMCRC Thunderbike Sport & BMCRC Supertwins

RACE 1 - LAP CHART

LAP 1 @ 09:21:08.129

NO	BEHIND	LAP TIME
9		1:07.399
97	2.521	1:09.920
59	2.931	1:10.330
15	3.122	1:10.521
69	3.684	1:11.083
77	3.892	1:11.291
181	4.552	1:11.951
3	4.972	1:12.371
28	5.253	1:12.652
21	5.869	1:13.268
100	6.735	1:14.134
27	7.126	1:14.525
49	7.299	1:14.698
115	7.650	1:15.049
48	7.918	1:15.317
81	8.213	1:15.612
137	9.112	1:16.511
55	11.366	1:18.765
53	12.435	1:19.834
14	12.681	1:20.080
89	13.133	1:20.532
333	13.851	1:21.250
175	14.560	1:21.959

LAP 2 @ 09:22:10.451

NO	BEHIND	LAP TIME
9		1:02.322
97	4.313	1:04.114
59	5.477	1:04.868
15	5.667	1:04.867
69	5.821	1:04.459
77	5.979	1:04.409
181	7.217	1:04.987
28	7.277	1:04.346
3	8.645	1:05.995
21	9.212	1:05.665
100	9.284	1:04.871
49	10.412	1:05.435
81	11.065	1:05.174
27	11.946	1:07.142
115	12.763	1:07.435
48	13.370	1:07.774
137	14.460	1:07.670
53	19.635	1:09.522
55	20.553	1:11.509
14	21.609	1:11.250
333	23.333	1:11.804
175	25.110	1:12.872

LAP 3 @ 09:23:12.407

NO	BEHIND	LAP TIME
9		1:01.956
97	6.895	1:04.538
59	7.717	1:04.196
15	8.109	1:04.398
77	8.223	1:04.200
69	8.528	1:04.663
28	9.559	1:04.238
181	10.629	1:05.368
3	12.847	1:06.158
100	13.045	1:05.717
49	13.829	1:05.373

21	14.003	1:06.747
81	14.194	1:05.085
27	15.653	1:05.663
115	17.165	1:06.358
48	18.601	1:07.187
137	20.333	1:07.829
53	28.448	1:10.769
55	29.882	1:11.285
14	30.656	1:11.003
333	33.908	1:12.531
175	35.224	1:12.070

LAP 4 @ 09:24:15.255

NO	BEHIND	LAP TIME
9		1:02.848
97	7.812	1:03.765
59	8.323	1:03.454
77	8.686	1:03.311
15	9.446	1:04.185
69	9.641	1:03.961
28	10.029	1:03.318
181	12.729	1:04.948
100	15.830	1:05.633
49	15.913	1:04.932
3	16.305	1:06.306
81	16.516	1:05.170
21	17.587	1:06.432
27	18.028	1:05.223
115	20.371	1:06.054
48	23.512	1:07.759
137	25.702	1:08.217
53	36.542	1:10.942
55	38.398	1:11.364
14	38.520	1:10.712
333	44.153	1:13.093
175	44.665	1:12.289

LAP 5 @ 09:25:17.592

NO	BEHIND	LAP TIME
9		1:02.337
97	9.788	1:04.313
59	9.938	1:03.952
77	10.044	1:03.695
69	10.889	1:03.585
28	11.261	1:03.569
15	12.909	1:05.800
181	15.613	1:05.221
49	17.552	1:03.976
100	18.304	1:04.811
81	18.742	1:04.563
3	20.004	1:06.036
27	20.725	1:05.034
21	21.383	1:06.133
115	23.831	1:05.797
48	28.452	1:07.277
137	30.733	1:07.368
53	44.922	1:10.717
14	45.853	1:09.670
55	45.945	1:09.884
333	55.024	1:13.208
175	55.242	1:12.914

LAP 6 @ 09:26:19.738

NO	BEHIND	LAP TIME
9		1:02.146
77	11.403	1:03.505
59	11.981	1:04.189
97	12.258	1:04.616
69	12.396	1:03.653
28	12.733	1:03.618
15	13.729	1:02.966
181	19.309	1:05.842
49	19.482	1:04.076
100	21.145	1:04.987
81	22.189	1:05.593
3	23.513	1:05.655
27	24.155	1:05.576
21	24.510	1:05.273
115	27.375	1:05.690
48	33.515	1:07.209
137	38.211	1:09.624
53	53.831	1:11.055
14	54.365	1:10.658
55	54.475	1:10.676

LAP 7 @ 09:27:22.380

NO	BEHIND	LAP TIME
9		1:02.642
333	1 Lap	1:13.170
175	1 Lap	1:13.021
77	12.578	1:03.817
59	12.859	1:03.520
97	13.294	1:03.678
69	13.442	1:03.688
28	14.297	1:04.206
15	14.598	1:03.511
49	20.956	1:04.116
181	22.088	1:05.421
100	22.843	1:04.340
81	23.229	1:03.682
3	26.900	1:06.029
27	27.288	1:05.775
21	27.758	1:05.890
115	30.858	1:06.125
48	38.879	1:08.006
137	43.771	1:08.202
53	1:01.727	1:10.538
55	1:02.008	1:10.175

LAP 8 @ 09:28:24.693

NO	BEHIND	LAP TIME
9		1:02.313
14	1 Lap	1:10.642
175	1 Lap	1:12.993
77	14.228	1:03.963
59	14.485	1:03.939
69	14.669	1:03.540
333	1 Lap	1:13.667
97	14.944	1:03.963
28	15.443	1:03.459
15	15.829	1:03.544
49	22.742	1:04.099
181	24.325	1:04.550
100	24.659	1:04.129
81	25.036	1:04.120
27	30.647	1:05.672

3	30.862	1:06.275
21	31.168	1:05.723
115	34.533	1:05.988
48	43.893	1:07.327
137	49.727	1:08.269

LAP 9 @ 09:29:27.592

NO	BEHIND	LAP TIME
9		1:02.899
53	1 Lap	1:10.336
14	1 Lap	1:10.009
55	1 Lap	1:10.514
77	14.952	1:03.623
69	15.308	1:03.538
59	15.724	1:04.138
28	16.272	1:03.728
97	16.654	1:04.609
15	17.769	1:04.839
333	1 Lap	1:12.501
175	1 Lap	1:13.500
100	27.539	1:05.779
81	27.769	1:05.632
181	27.843	1:06.417
27	32.628	1:04.880
21	33.327	1:05.058
3	33.796	1:05.833
115	38.282	1:06.648
48	48.034	1:07.040
137	54.388	1:07.560

LAP 10 @ 09:30:31.694

NO	BEHIND	LAP TIME
9		1:04.102
14	1 Lap	1:09.204
53	1 Lap	1:10.726
55	1 Lap	1:10.570
77	14.399	1:03.549
59	14.672	1:03.050
69	14.869	1:03.663
97	15.543	1:02.991
28	15.815	1:03.645
15	16.251	1:02.584
100	28.281	1:04.844
181	29.454	1:05.713
81	30.009	1:06.342
333	1 Lap	1:12.604
175	1 Lap	1:12.591
27	33.650	1:05.124
21	34.103	1:04.878
3	36.628	1:06.934
115	40.424	1:06.244
48	50.254	1:06.322
137	58.059	1:07.773

LAP 11 @ 09:31:35.325

NO	BEHIND	LAP TIME
9		1:03.631
59	15.322	1:04.281
77	15.399	1:04.631
69	15.525	1:04.287
28	16.626	1:04.442
14	1 Lap	1:08.566
15	19.750	1:07.130
55	1 Lap	1:11.071

53	1 Lap	1:12.096
97	22.374	1:10.462
100	29.697	1:05.047
81	30.459	1:04.081
181	31.065	1:05.242
27	35.214	1:05.195
21	36.513	1:06.041
175	1 Lap	1:12.140
333	1 Lap	1:13.198
115	43.411	1:06.618
48	52.750	1:06.127
137	1:01.472	1:07.044

LAP 12 @ 09:32:38.724

NO	BEHIND	LAP TIME
9		1:03.399
77	14.534	1:02.534
59	15.504	1:03.581
69	15.586	1:03.460
28	16.551	1:03.324
15	21.149	1:04.798
14	1 Lap	1:08.554
55	1 Lap	1:10.318
100	31.717	1:05.419
181	32.801	1:05.135
81	33.508	1:06.448
27	36.849	1:05.034
97	38.504	1:19.529
21	38.516	1:05.402
115	46.451	1:06.439
175	1 Lap	1:10.534
53	1 Lap	1:31.769 P
333	1 Lap	1:11.988
48	56.271	1:06.920
137	1:05.358	1:07.285

BMCRC - MRO Championships 2024 - Rnd 2 @ Pembrey

BMCRC Thunderbike Sport & BMCRC Supertwins

RACE 1 - POSITION CHART

No	Name	Lap												
		Pos	1	2	3	4	5	6	7	8	9	10	11	12
9	WETHERELL	1	9	9	9	9	9	9	9	9	9	9	9	9
97	MANN	2	97	97	97	97	97	77	77	77	77	77	59	77
59	DENYER	3	59	59	59	59	59	59	59	59	69	59	77	59
21	FINNIS	4	15	15	15	77	77	97	97	69	59	69	69	69
81	MAY	5	69	69	77	15	69	69	69	97	28	97	28	28
100	HOWTON	6	77	77	69	69	28	28	28	28	97	28	15	15
69	RUSSO	7	181	181	28	28	15	15	15	15	15	15	97	100
28	WILLIAMS	8	3	28	181	181	181	181	49	49	100	100	100	181
181	CONNELL	9	28	3	3	100	49	49	181	181	81	181	81	81
77	WHITE	10	21	21	100	49	100	100	100	100	181	81	181	27
3	ARBON	11	100	100	49	3	81	81	81	81	27	27	27	97
27	BROWN	12	27	49	21	81	3	3	3	27	21	21	21	21
15	MERCER	13	49	81	81	21	27	27	27	3	3	3	115	115
115	SVENSEN	14	115	27	27	27	21	21	21	21	115	115	48	48
14	DAVIES	15	48	115	115	115	115	115	115	115	48	48	137	137
55	MANSON-CHUBB	16	81	48	48	48	48	48	48	48	137	137	14	
175	SVENSEN	17	137	137	137	137	137	137	137	137	14	14	55	
48	WALLIS	18	55	53	53	53	53	53	53	53	53	53	55	175
53	HAMMOND	19	53	55	55	55	14	14	55	14	55	53	53	
333	HOUGHTON	20	14	14	14	14	55	55	14	55	333	175	333	
137	McPHERSON	21	89	333	333	333	333	333	175	333	175	333		
89	SKINNS	22	333	175	175	175	175	175	175	333	175			
49	BURCHELL	23	175											

BMCRC - MRO Championships 2024 - Rnd 2 @ Pembrey

BMCRC Thunderbike Sport & BMCRC Supertwins

RACE 1 - SECTOR ANALYSIS



SECTOR 1 = FL to I1, SECTOR 2 = I1 to FL, DIFF = Difference To Personal Best Lap, P = Crossed Finish Line in Pit Lane, D = Time Disallowed

P1 9		Matt WETHERELL		Suzuki GSXR 600 - Lamonde Racing			
IDEAL LAP TIME : 1:01.956		BEST LAP TIME : 1:01.956		DIFFERENCE : 0.000			
LAP	SECTOR 1	SECTOR 2	LAP TIME	MPH	DIFF	TIME OF DAY	
1 -		27.898	1:07.399	77.76	5.443	09:21:08.129	
2 -	34.548	27.774	1:02.322	84.10	0.366	09:22:10.451	
3 -	34.349	27.607	1:01.956 (1)	84.60		09:23:12.407	
4 -	34.889	27.959	1:02.848	83.40	0.892	09:24:15.255	
5 -	34.687	27.650	1:02.337	84.08	0.381	09:25:17.592	
6 -	34.412	27.734	1:02.146 (2)	84.34	0.190	09:26:19.738	
7 -	34.570	28.072	1:02.642	83.67	0.686	09:27:22.380	
8 -	34.532	27.781	1:02.313 (3)	84.11	0.357	09:28:24.693	
9 -	34.808	28.091	1:02.899	83.33	0.943	09:29:27.592	
10 -	35.569	28.533	1:04.102	81.76	2.146	09:30:31.694	
11 -	35.314	28.317	1:03.631	82.37	1.675	09:31:35.325	
12 -	35.123	28.276	1:03.399	82.67	1.443	09:32:38.724	

P2 77		Joe WHITE		Suzuki GSXR 600 - The Race Shack /Just In Graphics			
IDEAL LAP TIME : 1:02.534		BEST LAP TIME : 1:02.534		DIFFERENCE : 0.000			
LAP	SECTOR 1	SECTOR 2	LAP TIME	MPH	DIFF	TIME OF DAY	
1 -		28.830	1:11.291	73.52	8.757	09:21:12.021	
2 -	36.009	28.400	1:04.409	81.37	1.875	09:22:16.430	
3 -	35.885	28.315	1:04.200	81.64	1.666	09:23:20.630	
4 -	35.555	27.756	1:03.311 (2)	82.79	0.777	09:24:23.941	
5 -	35.563	28.132	1:03.695	82.29	1.161	09:25:27.636	
6 -	35.464	28.041	1:03.505 (3)	82.53	0.971	09:26:31.141	
7 -	35.656	28.161	1:03.817	82.13	1.283	09:27:34.958	
8 -	35.713	28.250	1:03.963	81.94	1.429	09:28:38.921	
9 -	35.657	27.966	1:03.623	82.38	1.089	09:29:42.544	
10 -	35.499	28.050	1:03.549	82.48	1.015	09:30:46.093	
11 -	36.225	28.406	1:04.631	81.10	2.097	09:31:50.724	
12 -	35.182	27.352	1:02.534 (1)	83.82		09:32:53.258	

P3 59		Andrew DENYER		Yamaha OW01 - me			
IDEAL LAP TIME : 1:02.918		BEST LAP TIME : 1:03.050		DIFFERENCE : 0.132			
LAP	SECTOR 1	SECTOR 2	LAP TIME	MPH	DIFF	TIME OF DAY	
1 -		28.819	1:10.330	74.52	7.280	09:21:11.060	
2 -	36.438	28.430	1:04.868	80.80	1.818	09:22:15.928	
3 -	36.046	28.150	1:04.196	81.64	1.146	09:23:20.124	
4 -	35.547	27.907	1:03.454 (2)	82.60	0.404	09:24:23.578	
5 -	35.687	28.265	1:03.952	81.96	0.902	09:25:27.530	
6 -	36.030	28.159	1:04.189	81.65	1.139	09:26:31.719	
7 -	35.611	27.909	1:03.520 (3)	82.51	0.470	09:27:35.239	
8 -	35.738	28.201	1:03.939	81.97	0.889	09:28:39.178	
9 -	36.369	27.769	1:04.138	81.72	1.088	09:29:43.316	
10 -	35.149	27.901	1:03.050 (1)	83.13		09:30:46.366	
11 -	35.881	28.400	1:04.281	81.54	1.231	09:31:50.647	
12 -	35.733	27.848	1:03.581	82.43	0.531	09:32:54.228	

BMCRC - MRO Championships 2024 - Rnd 2 @ Pembrey

BMCRC Thunderbike Sport & BMCRC Supertwins

RACE 1 - SECTOR ANALYSIS



SECTOR 1 = FL to I1, SECTOR 2 = I1 to FL, DIFF = Difference To Personal Best Lap, P = Crossed Finish Line in Pit Lane, D = Time Disallowed

P4 69		Tony RUSSO		Yamaha R6 - Wymark Lubricants			
IDEAL LAP TIME : 1:03.148		BEST LAP TIME : 1:03.460		DIFFERENCE : 0.312			
LAP	SECTOR 1	SECTOR 2	LAP TIME	MPH	DIFF	TIME OF DAY	
1 -		29.066	1:11.083	73.73	7.623	09:21:11.813	
2 -	36.064	28.395	1:04.459	81.31	0.999	09:22:16.272	
3 -	36.346	28.317	1:04.663	81.06	1.203	09:23:20.935	
4 -	35.879	28.082	1:03.961	81.94	0.501	09:24:24.896	
5 -	35.697	27.888	1:03.585	82.43	0.125	09:25:28.481	
6 -	35.608	28.045	1:03.653	82.34	0.193	09:26:32.134	
7 -	35.829	27.859	1:03.688	82.30	0.228	09:27:35.822	
8 -	35.378	28.162	1:03.540 (3)	82.49	0.080	09:28:39.362	
9 -	35.707	27.831	1:03.538 (2)	82.49	0.078	09:29:42.900	
10 -	35.702	27.961	1:03.663	82.33	0.203	09:30:46.563	
11 -	36.262	28.025	1:04.287	81.53	0.827	09:31:50.850	
12 -	35.690	27.770	1:03.460 (1)	82.59		09:32:54.310	

P5 28 SUP		Paul Potchy WILLIAMS		Kawazaki Z650 -			
IDEAL LAP TIME : 1:03.198		BEST LAP TIME : 1:03.318		DIFFERENCE : 0.120			
LAP	SECTOR 1	SECTOR 2	LAP TIME	MPH	DIFF	TIME OF DAY	
1 -		28.891	1:12.652	72.14	9.334	09:21:13.382	
2 -	35.985	28.361	1:04.346	81.45	1.028	09:22:17.728	
3 -	35.938	28.300	1:04.238	81.59	0.920	09:23:21.966	
4 -	35.203	28.115	1:03.318 (1)	82.78		09:24:25.284	
5 -	35.554	28.015	1:03.569	82.45	0.251	09:25:28.853	
6 -	35.623	27.995	1:03.618	82.39	0.300	09:26:32.471	
7 -	35.996	28.210	1:04.206	81.63	0.888	09:27:36.677	
8 -	35.371	28.088	1:03.459 (3)	82.59	0.141	09:28:40.136	
9 -	35.730	27.998	1:03.728	82.24	0.410	09:29:43.864	
10 -	35.407	28.238	1:03.645	82.35	0.327	09:30:47.509	
11 -	36.156	28.286	1:04.442	81.33	1.124	09:31:51.951	
12 -	35.235	28.089	1:03.324 (2)	82.77	0.006	09:32:55.275	

P6 15		Daniel MERCER		Yamaha R6 - Merc&Co Racing			
IDEAL LAP TIME : 1:02.509		BEST LAP TIME : 1:02.584		DIFFERENCE : 0.075			
LAP	SECTOR 1	SECTOR 2	LAP TIME	MPH	DIFF	TIME OF DAY	
1 -		28.859	1:10.521	74.32	7.937	09:21:11.251	
2 -	36.390	28.477	1:04.867	80.80	2.283	09:22:16.118	
3 -	35.956	28.442	1:04.398	81.39	1.814	09:23:20.516	
4 -	35.975	28.210	1:04.185	81.66	1.601	09:24:24.701	
5 -	37.629	28.171	1:05.800	79.65	3.216	09:25:30.501	
6 -	35.152	27.814	1:02.966 (2)	83.24	0.382	09:26:33.467	
7 -	35.331	28.180	1:03.511 (3)	82.53	0.927	09:27:36.978	
8 -	35.240	28.304	1:03.544	82.48	0.960	09:28:40.522	
9 -	36.576	28.263	1:04.839	80.84	2.255	09:29:45.361	
10 -	34.695	27.889	1:02.584 (1)	83.75		09:30:47.945	
11 -	37.760	29.370	1:07.130	78.08	4.546	09:31:55.075	
12 -	35.613	29.185	1:04.798	80.89	2.214	09:32:59.873	

BMCRC - MRO Championships 2024 - Rnd 2 @ Pembrey

BMCRC Thunderbike Sport & BMCRC Supertwins

RACE 1 - SECTOR ANALYSIS



SECTOR 1 = FL to I1, SECTOR 2 = I1 to FL, DIFF = Difference To Personal Best Lap, P = Crossed Finish Line in Pit Lane, D = Time Disallowed

P7 100 SUP Craig HOWTON			Kawasaki ER6N - ME			
IDEAL LAP TIME : 1:04.048		BEST LAP TIME : 1:04.129		DIFFERENCE : 0.081		
LAP	SECTOR 1	SECTOR 2	LAP TIME	MPH	DIFF	TIME OF DAY
1 -		29.802	1:14.134	70.70	10.005	09:21:14.864
2 -	36.098	28.773	1:04.871	80.80	0.742	09:22:19.735
3 -	36.518	29.199	1:05.717	79.76	1.588	09:23:25.452
4 -	36.698	28.935	1:05.633	79.86	1.504	09:24:31.085
5 -	36.204	28.607	1:04.811 (3)	80.87	0.682	09:25:35.896
6 -	36.320	28.667	1:04.987	80.65	0.858	09:26:40.883
7 -	35.913	28.427	1:04.340 (2)	81.46	0.211	09:27:45.223
8 -	35.621	28.508	1:04.129 (1)	81.73		09:28:49.352
9 -	36.663	29.116	1:05.779	79.68	1.650	09:29:55.131
10 -	36.191	28.653	1:04.844	80.83	0.715	09:30:59.975
11 -	36.287	28.760	1:05.047	80.58	0.918	09:32:05.022
12 -	36.507	28.912	1:05.419	80.12	1.290	09:33:10.441

P8 181 SUP Neil CONNELL			- Bandolier Motorcycle Racing Team			
IDEAL LAP TIME : 1:04.461		BEST LAP TIME : 1:04.550		DIFFERENCE : 0.089		
LAP	SECTOR 1	SECTOR 2	LAP TIME	MPH	DIFF	TIME OF DAY
1 -		29.799	1:11.951	72.84	7.401	09:21:12.681
2 -	35.635	29.352	1:04.987 (3)	80.65	0.437	09:22:17.668
3 -	36.212	29.156	1:05.368	80.18	0.818	09:23:23.036
4 -	35.878	29.070	1:04.948 (2)	80.70	0.398	09:24:27.984
5 -	36.266	28.955	1:05.221	80.36	0.671	09:25:33.205
6 -	36.330	29.512	1:05.842	79.60	1.292	09:26:39.047
7 -	36.368	29.053	1:05.421	80.12	0.871	09:27:44.468
8 -	35.655	28.895	1:04.550 (1)	81.20		09:28:49.018
9 -	36.790	29.627	1:06.417	78.91	1.867	09:29:55.435
10 -	36.887	28.826	1:05.713	79.76	1.163	09:31:01.148
11 -	35.806	29.436	1:05.242	80.34	0.692	09:32:06.390
12 -	36.182	28.953	1:05.135	80.47	0.585	09:33:11.525

P9 81 SUP Malvern MAY			Aprilia RS660 - IMP racing			
IDEAL LAP TIME : 1:03.682		BEST LAP TIME : 1:03.682		DIFFERENCE : 0.000		
LAP	SECTOR 1	SECTOR 2	LAP TIME	MPH	DIFF	TIME OF DAY
1 -		29.858	1:15.612	69.32	11.930	09:21:16.342
2 -	36.474	28.700	1:05.174	80.42	1.492	09:22:21.516
3 -	36.145	28.940	1:05.085	80.53	1.403	09:23:26.601
4 -	36.103	29.067	1:05.170	80.42	1.488	09:24:31.771
5 -	35.841	28.722	1:04.563	81.18	0.881	09:25:36.334
6 -	36.141	29.452	1:05.593	79.91	1.911	09:26:41.927
7 -	35.319	28.363	1:03.682 (1)	82.30		09:27:45.609
8 -	35.655	28.465	1:04.120 (3)	81.74	0.438	09:28:49.729
9 -	36.559	29.073	1:05.632	79.86	1.950	09:29:55.361
10 -	37.293	29.049	1:06.342	79.00	2.660	09:31:01.703
11 -	35.444	28.637	1:04.081 (2)	81.79	0.399	09:32:05.784
12 -	36.625	29.823	1:06.448	78.88	2.766	09:33:12.232

BMCRC - MRO Championships 2024 - Rnd 2 @ Pembrey

BMCRC Thunderbike Sport & BMCRC Supertwins

RACE 1 - SECTOR ANALYSIS



SECTOR 1 = FL to I1, SECTOR 2 = I1 to FL, DIFF = Difference To Personal Best Lap, P = Crossed Finish Line in Pit Lane, D = Time Disallowed

P10 27 SUP Ben BROWN			Yamaha R7 - Hunts Motorcycles			
IDEAL LAP TIME : 1:04.657		BEST LAP TIME : 1:04.880		DIFFERENCE : 0.223		
LAP	SECTOR 1	SECTOR 2	LAP TIME	MPH	DIFF	TIME OF DAY
1 -		30.264	1:14.525	70.33	9.645	09:21:15.255
2 -	37.230	29.912	1:07.142	78.06	2.262	09:22:22.397
3 -	36.378	29.285	1:05.663	79.82	0.783	09:23:28.060
4 -	35.986	29.237	1:05.223	80.36	0.343	09:24:33.283
5 -	36.143	28.891	1:05.034 (2)	80.59	0.154	09:25:38.317
6 -	36.536	29.040	1:05.576	79.93	0.696	09:26:43.893
7 -	36.518	29.257	1:05.775	79.68	0.895	09:27:49.668
8 -	36.484	29.188	1:05.672	79.81	0.792	09:28:55.340
9 -	35.917	28.963	1:04.880 (1)	80.78		09:30:00.220
10 -	36.034	29.090	1:05.124	80.48	0.244	09:31:05.344
11 -	36.222	28.973	1:05.195	80.39	0.315	09:32:10.539
12 -	35.766	29.268	1:05.034 (2)	80.59	0.154	09:33:15.573

P11 97 Alex MANN			Honda CBR600RR - Michael Jones Jeweller, Esprit Group, Eas			
IDEAL LAP TIME : 1:02.991		BEST LAP TIME : 1:02.991		DIFFERENCE : 0.000		
LAP	SECTOR 1	SECTOR 2	LAP TIME	MPH	DIFF	TIME OF DAY
1 -		28.650	1:09.920	74.96	6.929	09:21:10.650
2 -	35.712	28.402	1:04.114	81.75	1.123	09:22:14.764
3 -	35.723	28.815	1:04.538	81.21	1.547	09:23:19.302
4 -	35.780	27.985	1:03.765 (3)	82.20	0.774	09:24:23.067
5 -	35.777	28.536	1:04.313	81.50	1.322	09:25:27.380
6 -	36.306	28.310	1:04.616	81.11	1.625	09:26:31.996
7 -	35.562	28.116	1:03.678 (2)	82.31	0.687	09:27:35.674
8 -	35.852	28.111	1:03.963	81.94	0.972	09:28:39.637
9 -	36.376	28.233	1:04.609	81.12	1.618	09:29:44.246
10 -	35.140	27.851	1:02.991 (1)	83.21		09:30:47.237
11 -	36.970	33.492	1:10.462	74.38	7.471	09:31:57.699
12 -	44.636	34.893	1:19.529	65.90	16.538	09:33:17.228

P12 21 SUP Toby FINNIS			Suzuki SV650 - CRAWFORDS/ TEY FS/ HAM			
IDEAL LAP TIME : 1:04.615		BEST LAP TIME : 1:04.878		DIFFERENCE : 0.263		
LAP	SECTOR 1	SECTOR 2	LAP TIME	MPH	DIFF	TIME OF DAY
1 -		29.685	1:13.268	71.53	8.390	09:21:13.998
2 -	36.473	29.192	1:05.665	79.82	0.787	09:22:19.663
3 -	37.109	29.638	1:06.747	78.52	1.869	09:23:26.410
4 -	37.007	29.425	1:06.432	78.90	1.554	09:24:32.842
5 -	36.853	29.280	1:06.133	79.25	1.255	09:25:38.975
6 -	36.278	28.995	1:05.273 (3)	80.30	0.395	09:26:44.248
7 -	36.392	29.498	1:05.890	79.55	1.012	09:27:50.138
8 -	36.816	28.907	1:05.723	79.75	0.845	09:28:55.861
9 -	36.209	28.849	1:05.058 (2)	80.56	0.180	09:30:00.919
10 -	35.766	29.112	1:04.878 (1)	80.79		09:31:05.797
11 -	36.984	29.057	1:06.041	79.36	1.163	09:32:11.838
12 -	36.329	29.073	1:05.402	80.14	0.524	09:33:17.240

BMCRC - MRO Championships 2024 - Rnd 2 @ Pembrey

BMCRC Thunderbike Sport & BMCRC Supertwins

RACE 1 - SECTOR ANALYSIS



SECTOR 1 = FL to I1, SECTOR 2 = I1 to FL, DIFF = Difference To Personal Best Lap, P = Crossed Finish Line in Pit Lane, D = Time Disallowed

P13 115		James SVENSEN		Suzuki SV650S - Team TSR - HCL - RG Racing			
IDEAL LAP TIME : 1:05.612		BEST LAP TIME : 1:05.690		DIFFERENCE : 0.078			
LAP	SECTOR 1	SECTOR 2	LAP TIME	MPH	DIFF	TIME OF DAY	
1 -		30.402	1:15.049	69.84	9.359	09:21:15.779	
2 -	38.070	29.365	1:07.435	77.72	1.745	09:22:23.214	
3 -	36.813	29.545	1:06.358	78.98	0.668	09:23:29.572	
4 -	36.618	29.436	1:06.054	79.35	0.364	09:24:35.626	
5 -	36.411	29.386	1:05.797 (2)	79.66	0.107	09:25:41.423	
6 -	36.247	29.443	1:05.690 (1)	79.79		09:26:47.113	
7 -	36.527	29.598	1:06.125	79.26	0.435	09:27:53.238	
8 -	36.611	29.377	1:05.988 (3)	79.43	0.298	09:28:59.226	
9 -	37.062	29.586	1:06.648	78.64	0.958	09:30:05.874	
10 -	36.719	29.525	1:06.244	79.12	0.554	09:31:12.118	
11 -	37.019	29.599	1:06.618	78.68	0.928	09:32:18.736	
12 -	36.941	29.498	1:06.439	78.89	0.749	09:33:25.175	

P14 48		Shaun WALLIS		Yamaha R6 - MBC Despatch Racing			
IDEAL LAP TIME : 1:06.127		BEST LAP TIME : 1:06.127		DIFFERENCE : 0.000			
LAP	SECTOR 1	SECTOR 2	LAP TIME	MPH	DIFF	TIME OF DAY	
1 -		29.938	1:15.317	69.59	9.190	09:21:16.047	
2 -	38.353	29.421	1:07.774	77.33	1.647	09:22:23.821	
3 -	37.683	29.504	1:07.187	78.01	1.060	09:23:31.008	
4 -	37.799	29.960	1:07.759	77.35	1.632	09:24:38.767	
5 -	37.714	29.563	1:07.277	77.91	1.150	09:25:46.044	
6 -	37.484	29.725	1:07.209	77.98	1.082	09:26:53.253	
7 -	38.451	29.555	1:08.006	77.07	1.879	09:28:01.259	
8 -	37.336	29.991	1:07.327	77.85	1.200	09:29:08.586	
9 -	37.280	29.760	1:07.040	78.18	0.913	09:30:15.626	
10 -	37.118	29.204	1:06.322 (2)	79.03	0.195	09:31:21.948	
11 -	37.019	29.108	1:06.127 (1)	79.26		09:32:28.075	
12 -	37.287	29.633	1:06.920 (3)	78.32	0.793	09:33:34.995	

P15 137		Colin McPHERSON		Yamaha R6 -			
IDEAL LAP TIME : 1:06.864		BEST LAP TIME : 1:07.044		DIFFERENCE : 0.180			
LAP	SECTOR 1	SECTOR 2	LAP TIME	MPH	DIFF	TIME OF DAY	
1 -		30.085	1:16.511	68.50	9.467	09:21:17.241	
2 -	38.074	29.596	1:07.670	77.45	0.626	09:22:24.911	
3 -	38.088	29.741	1:07.829	77.27	0.785	09:23:32.740	
4 -	38.244	29.973	1:08.217	76.83	1.173	09:24:40.957	
5 -	37.751	29.617	1:07.368 (3)	77.80	0.324	09:25:48.325	
6 -	39.773	29.851	1:09.624	75.28	2.580	09:26:57.949	
7 -	38.373	29.829	1:08.202	76.85	1.158	09:28:06.151	
8 -	38.126	30.143	1:08.269	76.77	1.225	09:29:14.420	
9 -	37.841	29.719	1:07.560	77.58	0.516	09:30:21.980	
10 -	37.802	29.971	1:07.773	77.34	0.729	09:31:29.753	
11 -	37.381	29.663	1:07.044 (1)	78.18		09:32:36.797	
12 -	37.802	29.483	1:07.285 (2)	77.90	0.241	09:33:44.082	

BMCRC - MRO Championships 2024 - Rnd 2 @ Pembrey

BMCRC Thunderbike Sport & BMCRC Supertwins

RACE 1 - SECTOR ANALYSIS



SECTOR 1 = FL to I1, SECTOR 2 = I1 to FL, DIFF = Difference To Personal Best Lap, P = Crossed Finish Line in Pit Lane, D = Time Disallowed

P16 14 R		George DAVIES		Suzuki SV650 - G & B Customs		
IDEAL LAP TIME : 1:08.542		BEST LAP TIME : 1:08.554		DIFFERENCE : 0.012		
LAP	SECTOR 1	SECTOR 2	LAP TIME	MPH	DIFF	TIME OF DAY
1 -		32.291	1:20.080	65.45	11.526	09:21:20.810
2 -	39.607	31.643	1:11.250	73.56	2.696	09:22:32.060
3 -	39.521	31.482	1:11.003	73.82	2.449	09:23:43.063
4 -	39.332	31.380	1:10.712	74.12	2.158	09:24:53.775
5 -	38.289	31.381	1:09.670	75.23	1.116	09:26:03.445
6 -	39.430	31.228	1:10.658	74.18	2.104	09:27:14.103
7 -	39.309	31.333	1:10.642	74.19	2.088	09:28:24.745
8 -	38.843	31.166	1:10.009	74.87	1.455	09:29:34.754
9 -	38.185	31.019	1:09.204 (3)	75.74	0.650	09:30:43.958
10 -	38.026	30.540	1:08.566 (2)	76.44	0.012	09:31:52.524
11 -	38.002	30.552	1:08.554 (1)	76.45		09:33:01.078

P17 55 R		Magnus MANSON-CHUBB		Kawasaki ZXR400L -		
IDEAL LAP TIME : 1:09.604		BEST LAP TIME : 1:09.884		DIFFERENCE : 0.280		
LAP	SECTOR 1	SECTOR 2	LAP TIME	MPH	DIFF	TIME OF DAY
1 -		31.675	1:18.765	66.54	8.881	09:21:19.495
2 -	40.037	31.472	1:11.509	73.29	1.625	09:22:31.004
3 -	40.292	30.993	1:11.285	73.53	1.401	09:23:42.289
4 -	39.731	31.633	1:11.364	73.44	1.480	09:24:53.653
5 -	38.689	31.195	1:09.884 (1)	75.00		09:26:03.537
6 -	39.725	30.951	1:10.676	74.16	0.792	09:27:14.213
7 -	38.957	31.218	1:10.175 (2)	74.69	0.291	09:28:24.388
8 -	39.451	31.063	1:10.514	74.33	0.630	09:29:34.902
9 -	39.227	31.343	1:10.570	74.27	0.686	09:30:45.472
10 -	40.156	30.915	1:11.071	73.75	1.187	09:31:56.543
11 -	38.806	31.512	1:10.318 (3)	74.54	0.434	09:33:06.861

P18 175 R		Tom SVENSEN		Suzuki SV650 - Team TSR - HCL Carsales - RG racing		
IDEAL LAP TIME : 1:10.534		BEST LAP TIME : 1:10.534		DIFFERENCE : 0.000		
LAP	SECTOR 1	SECTOR 2	LAP TIME	MPH	DIFF	TIME OF DAY
1 -		32.105	1:21.959	63.95	11.425	09:21:22.689
2 -	40.984	31.888	1:12.872	71.92	2.338	09:22:35.561
3 -	40.222	31.848	1:12.070 (2)	72.72	1.536	09:23:47.631
4 -	40.518	31.771	1:12.289	72.50	1.755	09:24:59.920
5 -	40.547	32.367	1:12.914	71.88	2.380	09:26:12.834
6 -	41.058	31.963	1:13.021	71.78	2.487	09:27:25.855
7 -	40.984	32.009	1:12.993	71.80	2.459	09:28:38.848
8 -	41.661	31.839	1:13.500	71.31	2.966	09:29:52.348
9 -	40.792	31.799	1:12.591	72.20	2.057	09:31:04.939
10 -	40.653	31.487	1:12.140 (3)	72.65	1.606	09:32:17.079
11 -	39.534	31.000	1:10.534 (1)	74.31		09:33:27.613

P19 333		Andrew HOUGHTON		Husqvarna FS450 - Techoir		
IDEAL LAP TIME : 1:11.598		BEST LAP TIME : 1:11.804		DIFFERENCE : 0.206		
LAP	SECTOR 1	SECTOR 2	LAP TIME	MPH	DIFF	TIME OF DAY
1 -		32.013	1:21.250	64.51	9.446	09:21:21.980
2 -	39.917	31.887	1:11.804 (1)	72.99		09:22:33.784
3 -	40.338	32.193	1:12.531	72.26	0.727	09:23:46.315
4 -	40.749	32.344	1:13.093	71.71	1.289	09:24:59.408
5 -	40.526	32.682	1:13.208	71.59	1.404	09:26:12.616
6 -	40.647	32.523	1:13.170	71.63	1.366	09:27:25.786
7 -	40.498	33.169	1:13.667	71.15	1.863	09:28:39.453
8 -	40.380	32.121	1:12.501 (3)	72.29	0.697	09:29:51.954
9 -	40.074	32.530	1:12.604	72.19	0.800	09:31:04.558
10 -	40.238	32.960	1:13.198	71.60	1.394	09:32:17.756
11 -	39.711	32.277	1:11.988 (2)	72.81	0.184	09:33:29.744

BMCRC - MRO Championships 2024 - Rnd 2 @ Pembrey

BMCRC Thunderbike Sport & BMCRC Supertwins

RACE 1 - SECTOR ANALYSIS



SECTOR 1 = FL to I1, SECTOR 2 = I1 to FL, DIFF = Difference To Personal Best Lap, P = Crossed Finish Line in Pit Lane, D = Time Disallowed

P20 53 R Peter HAMMOND			Suzuki SRAD -			
IDEAL LAP TIME : 1:09.342		BEST LAP TIME : 1:09.522		DIFFERENCE : 0.180		
LAP	SECTOR 1	SECTOR 2	LAP TIME	MPH	DIFF	TIME OF DAY
1 -		31.891	1:19.834	65.65	10.312	09:21:20.564
2 -	38.551	30.971	1:09.522 (1)	75.39		09:22:30.086
3 -	39.408	31.361	1:10.769	74.06	1.247	09:23:40.855
4 -	39.383	31.559	1:10.942	73.88	1.420	09:24:51.797
5 -	39.386	31.331	1:10.717	74.12	1.195	09:26:02.514
6 -	39.531	31.524	1:11.055	73.76	1.533	09:27:13.569
7 -	38.921	31.617	1:10.538 (3)	74.30	1.016	09:28:24.107
8 -	39.164	31.172	1:10.336 (2)	74.52	0.814	09:29:34.443
9 -	39.370	31.356	1:10.726	74.11	1.204	09:30:45.169
10 -	41.305	30.791	1:12.096	72.70	2.574	09:31:57.265
11 -	38.847	IN PIT	1:31.769 P	57.11	22.247	09:33:29.034

P21 3 SUP Oliver ARBON			Suzuki SV650 - TT Plumbing & Heating			
IDEAL LAP TIME : 1:05.655		BEST LAP TIME : 1:05.655		DIFFERENCE : 0.000		
LAP	SECTOR 1	SECTOR 2	LAP TIME	MPH	DIFF	TIME OF DAY
1 -		29.328	1:12.371	72.42	6.716	09:21:13.101
2 -	37.071	28.924	1:05.995 (3)	79.42	0.340	09:22:19.096
3 -	37.025	29.133	1:06.158	79.22	0.503	09:23:25.254
4 -	36.997	29.309	1:06.306	79.05	0.651	09:24:31.560
5 -	37.123	28.913	1:06.036	79.37	0.381	09:25:37.596
6 -	36.811	28.844	1:05.655 (1)	79.83		09:26:43.251
7 -	36.924	29.105	1:06.029	79.38	0.374	09:27:49.280
8 -	37.294	28.981	1:06.275	79.08	0.620	09:28:55.555
9 -	36.935	28.898	1:05.833 (2)	79.61	0.178	09:30:01.388
10 -	37.749	29.185	1:06.934	78.30	1.279	09:31:08.322

P22 49 SUP William BURCHELL			Suzuki SV650 - SWB Racing / RWEC / SRA / Canopy Pro			
IDEAL LAP TIME : 1:03.797		BEST LAP TIME : 1:03.976		DIFFERENCE : 0.179		
LAP	SECTOR 1	SECTOR 2	LAP TIME	MPH	DIFF	TIME OF DAY
1 -		29.721	1:14.698	70.17	10.722	09:21:15.428
2 -	36.670	28.765	1:05.435	80.10	1.459	09:22:20.863
3 -	36.054	29.319	1:05.373	80.17	1.397	09:23:26.236
4 -	36.111	28.821	1:04.932	80.72	0.956	09:24:31.168
5 -	35.545	28.431	1:03.976 (1)	81.93		09:25:35.144
6 -	35.375	28.701	1:04.076 (2)	81.80	0.100	09:26:39.220
7 -	35.694	28.422	1:04.116	81.75	0.140	09:27:43.336
8 -	35.503	28.596	1:04.099 (3)	81.77	0.123	09:28:47.435

P23 89 R Daryl SKINNS			Suzuki GSXR 750 - Indoor Climate Systems UK LTD			
IDEAL LAP TIME :		BEST LAP TIME :		DIFFERENCE :		
LAP	SECTOR 1	SECTOR 2	LAP TIME	MPH	DIFF	TIME OF DAY
1 -		31.757	1:20.532	65.08		09:21:21.262

BMCRC - MRO Championships 2024 - Rnd 2 @ Pembrey

BMCRC Thunderbike Sport & BMCRC Supertwins

RACE 1 - BEST SECTORS

SECTOR 1			SECTOR 2			IDEAL / BEST COMPARISON						
POS	NO	NAME	TIME	NO	NAME	TIME	POS	NO	NAME	IDEAL	BEST	DIFF
									PERFECT LAP	1:01.701		
1	9	WETHERELL	34.349	77	WHITE	27.352	1	9	WETHERELL	1:01.956	1:01.956	0.000
2	15	MERCER	34.695	9	WETHERELL	27.607	2	15	MERCER	1:02.509	1:02.584	0.075
3	97	MANN	35.140	59	DENYER	27.769	3	77	WHITE	1:02.534	1:02.534	0.000
4	59	DENYER	35.149	69	RUSSO	27.770	4	59	DENYER	1:02.918	1:03.050	0.132
5	77	WHITE	35.182	15	MERCER	27.814	5	97	MANN	1:02.991	1:02.991	0.000
6	28	WILLIAMS	35.203	97	MANN	27.851	6	69	RUSSO	1:03.148	1:03.460	0.312
7	81	MAY	35.319	28	WILLIAMS	27.995	7	28	WILLIAMS	1:03.198	1:03.318	0.120
8	49	BURCHELL	35.375	81	MAY	28.363	8	81	MAY	1:03.682	1:03.682	0.000
9	69	RUSSO	35.378	49	BURCHELL	28.422	9	49	BURCHELL	1:03.797	1:03.976	0.179
10	100	HOWTON	35.621	100	HOWTON	28.427	10	100	HOWTON	1:04.048	1:04.129	0.081
11	181	CONNELL	35.635	181	CONNELL	28.826	11	181	CONNELL	1:04.461	1:04.550	0.089
12	27	BROWN	35.766	3	ARBON	28.844	12	21	FINNIS	1:04.615	1:04.878	0.263
13	21	FINNIS	35.766	21	FINNIS	28.849	13	27	BROWN	1:04.657	1:04.880	0.223
14	115	SVENSEN	36.247	27	BROWN	28.891	14	115	SVENSEN	1:05.612	1:05.690	0.078
15	3	ARBON	36.811	48	WALLIS	29.108	15	3	ARBON	1:05.655	1:05.655	0.000
16	48	WALLIS	37.019	115	SVENSEN	29.365	16	48	WALLIS	1:06.127	1:06.127	0.000
17	137	McPHERSON	37.381	137	McPHERSON	29.483	17	137	McPHERSON	1:06.864	1:07.044	0.180
18	14	DAVIES	38.002	14	DAVIES	30.540	18	14	DAVIES	1:08.542	1:08.554	0.012
19	53	HAMMOND	38.551	53	HAMMOND	30.791	19	53	HAMMOND	1:09.342	1:09.522	0.180
20	55	MANSON-CHUBB	38.689	55	MANSON-CHUBB	30.915	20	55	MANSON-CHUBB	1:09.604	1:09.884	0.280
21	175	SVENSEN	39.534	175	SVENSEN	31.000	21	175	SVENSEN	1:10.534	1:10.534	0.000
22	333	HOUGHTON	39.711	89	SKINNS	31.757	22	333	HOUGHTON	1:11.598	1:11.804	0.206
23				333	HOUGHTON	31.887	23	89	SKINNS			

BMCRC - MRO Championships 2024 - Rnd 2 @ Pembrey

BMCRC Thunderbike Sport & BMCRC Supertwins

RACE 1 - STATISTICS

Competitors Started 23
Planned Start 2024-04-14 @ 09:20:00.000
Actual Start 2024-04-14 @ 09:20:00.729
Finish Time 2024-04-14 @ 09:32:38.723
Track Length 1.4560mi.
Total Laps 254
Total Distance Covered 369.8240mi.

Session Fastest Lap History

NO	CL	NAME	LAP TIME	TIME OF DAY	LAP	VEHICLE
9		Matt WETHERELL	1:02.322	09:22:10.465	2	Suzuki GSXR 600
9		Matt WETHERELL	1:01.956	09:23:12.420	3	Suzuki GSXR 600

Session Leader History

NO	CL	NAME	FROM LAP	LAPS LED	DISTANCE	VEHICLE
9		Matt WETHERELL	1	12	17.47 miles	Suzuki GSXR 600

Flag History

TYPE	TIME OF DAY
GREEN	09:20:00.729
FINISH	09:32:38.723

Flag Statistics

TYPE	COUNT	TOTAL LAPS	TOTAL TIME
Green	1	12	14:10.247
Red	0	0	0.000
Safety Car	0	0	0.000
FCY	0	0	0.000

BMCRC - MRO Championships 2024 - Rnd 2 @ Pembrey

BMCRC Thunderbike Sport & BMCRC Supertwins

RACE 1 - STATISTICS

CLASS :

10 Starters

Fastest Lap History

NO	NAME	LAP TIME	TIME OF DAY	LAP	VEHICLE
9	Matt WETHERELL	1:02.322	09:22:10.465	2	Suzuki GSXR 600
9	Matt WETHERELL	1:01.956	09:23:12.420	3	Suzuki GSXR 600

Leader History

NO	NAME	FROM LAP	LAPS LED	DISTANCE	VEHICLE
9	Matt WETHERELL	1	12	17.47 miles	Suzuki GSXR 600

BMCRC - MRO Championships 2024 - Rnd 2 @ Pembrey

BMCRC Thunderbike Sport & BMCRC Supertwins

RACE 1 - STATISTICS

CLASS : R

5 Starters

Fastest Lap History

NO	NAME	LAP TIME	TIME OF DAY	LAP	VEHICLE
53	Peter HAMMOND	1:09.522	09:22:30.094	2	Suzuki SRAD
14	George DAVIES	1:09.204	09:30:43.987	9	Suzuki SV650
14	George DAVIES	1:08.566	09:31:52.552	10	Suzuki SV650
14	George DAVIES	1:08.554	09:33:01.107	11	Suzuki SV650

Leader History

NO	NAME	FROM LAP	LAPS LED	DISTANCE	VEHICLE
55	Magnus MANSON-CHUBB	1	1	1.45 miles	Kawasaki ZXR400L
53	Peter HAMMOND	2	7	10.19 miles	Suzuki SRAD
14	George DAVIES	9	3	4.36 miles	Suzuki SV650

BMCRC - MRO Championships 2024 - Rnd 2 @ Pembrey

BMCRC Thunderbike Sport & BMCRC Supertwins

RACE 1 - STATISTICS

CLASS : SUP

8 Starters

Fastest Lap History

NO	NAME	LAP TIME	TIME OF DAY	LAP	VEHICLE
181	Neil CONNELL	1:04.987	09:22:17.682	2	
28	Paul Potchy WILLIAMS	1:04.346	09:22:17.728	2	Kawazaki Z650
28	Paul Potchy WILLIAMS	1:04.238	09:23:21.979	3	Kawazaki Z650
28	Paul Potchy WILLIAMS	1:03.318	09:24:25.296	4	Kawazaki Z650

Leader History

NO	NAME	FROM LAP	LAPS LED	DISTANCE	VEHICLE
181	Neil CONNELL	1	2	2.91 miles	
28	Paul Potchy WILLIAMS	3	10	14.56 miles	Kawazaki Z650



BMCRC - MRO Championships 2024 - Rnd 2 @ Pembrey
BMCRC Thunderbike Sport & BMCRC Supertwins
RACE 11 - GRID (12 Laps)

ROW 9	27	444	Brian HARRISON	26	177	Michael HOPKINS	25	90	Jack WOLFF
ROW 8	24	33	Mark BISWELL	23	89	Daryl SKINNS	22	333	Andrew HOUGHTON
ROW 7	21	175	Tom SVENSEN	20	55	Magnus MANSON-CHUBB	19	53	Peter HAMMOND
ROW 6	18	14	George DAVIES	17	137	Colin McPHERSON	16	48	Shaun WALLIS
ROW 5	15	115	James SVENSEN	14	3	Oliver ARBON	13	27	Ben BROWN
ROW 4	12	21	Toby FINNIS	11	181	Neil CONNELL	10	100	Craig HOWTON
ROW 3	9	49	William BURCHELL	8	81	Malvern MAY	7	69	Tony RUSSO
ROW 2	6	28	Paul Potchy WILLIAMS	5	59	Andrew DENYER	4	97	Alex MANN
ROW 1	3	15	Daniel MERCER	2	77	Joe WHITE	1	9	Matt WETHERELL
Pole									

These results are provisional until the conclusion of any judicial and technical matters.

Pembrey National: 1.4560 miles

Clerk Of Course:	Stewards:	Timekeeper:	<i>Craig Smith</i>	
------------------	-----------	-------------	--------------------	--

Results can be found at www.tsl-timing.com

Printed - 09:37 Sunday, 14 April 2024





BMCRC - MRO Championships 2024 - Rnd 2 @ Pembrey

BMCRC Thunderbike Sport & BMCRC Supertwins

RACE 11 - CLASSIFICATION

Race Distance: 12 Laps / 17.47 miles

POS	NO	CL	PIC	NAME	ENTRY	LAPS	TIME	GAP	DIFF	MPH	BEST	ON	GRD	↑↓
1	9		1	Matt WETHERELL	Suzuki GSXR 600 - Lamonde Racing	12	12:39.661			82.79	1:01.984	3	1	0
2	69		2	Tony RUSSO	Yamaha R6 - Wymark Lubricants	12	12:56.354	16.693	16.693	81.01	1:03.100	5	7	5
3	59		3	Andrew DENYER	Yamaha OW01 - me	12	12:58.430	18.769	2.076	80.80	1:03.568	9	5	2
4	28	SUP	1	Paul Potchy WILLIAMS	Kawazaki Z650 -	12	12:58.754	19.093	0.324	80.76	1:03.498	9	6	2
5	49	SUP	2	William BURCHELL	Suzuki SV650 - SWB Racing / RWEC / SRA / Canopy Pro	12	13:01.210	21.549	2.456	80.51	1:04.042	8	9	4
6	15		4	Daniel MERCER	Yamaha R6 - Merc&Co Racing	12	13:01.994	22.333	0.784	80.43	1:04.115	7	3	-3
7	81	SUP	3	Malvern MAY	Aprilia RS660 - IMP racing	12	13:03.520	23.859	1.526	80.27	1:03.581	12	8	1
8	3	SUP	4	Oliver ARBON	Suzuki SV650 - TT Plumbing & Heating	12	13:11.055	31.394	7.535	79.51	1:04.219	9	14	6
9	100*	SUP	5	Craig HOWTON	Kawasaki ER6N - ME	12	13:13.453	33.792	2.398	79.27	1:03.836	12	10	1
10	48		5	Shaun WALLIS	Yamaha R6 - MBC Despatch Racing	12	13:14.970	35.309	1.517	79.12	1:05.064	11	16	6
11	27	SUP	6	Ben BROWN	Yamaha R7 - Hunts Motorcycles	12	13:20.041	40.380	5.071	78.61	1:05.105	4	13	2
12	115		6	James SVENSEN	Suzuki SV650S - Team TSR - HCL - RG Racing	12	13:28.991	49.330	8.950	77.75	1:06.110	3	15	3
13	137		7	Colin McPHERSON	Yamaha R6 -	12	13:41.232	1:01.571	12.241	76.59	1:06.875	3	17	4
14	177		8	Michael HOPKINS	- MYSELF	11	12:56.594	1 Lap	1 Lap	74.24	1:08.452	7	26	12
15	14	R	1	George DAVIES	Suzuki SV650 - G & B Customs	11	12:58.178	1 Lap	1.584	74.09	1:08.584	7	18	3
16	175	R	2	Tom SVENSEN	Suzuki SV650 - Team TSR - HCL Carsales - RG racing	11	13:10.511	1 Lap	12.333	72.93	1:10.593	5	21	5
17	55	R	3	Magnus MANSON-CHUBB	Kawasaki ZXR400L -	11	13:38.045	1 Lap	27.534	70.48	1:13.264	7	20	3
18	89	R	4	Daryl SKINNS	Suzuki GSXR 750 - Indoor Climate Systems UK LTD	10	12:39.952	2 Laps	1 Lap	68.97	1:14.337	5	23	5

NOT CLASSIFIED

DNF	444	R		Brian HARRISON	-	9	10:51.467	3 Laps	1 Lap	72.41	1:09.570	4	27	
DNF	181	SUP		Neil CONNELL	- Bandolier Motorcycle Racing Team	0							11	
DQ	77			Joe WHITE	Suzuki GSXR 600 - The Race Shack /Just In Graphics								2	

FASTEST LAP

9				Matt WETHERELL	Suzuki GSXR 600 - Lamonde Racing	3	1:01.984			84.56 mph			136.09 kph	
28	SUP			Paul Potchy WILLIAMS	Kawazaki Z650 -	9	1:03.498			82.54 mph			132.84 kph	
14	R			George DAVIES	Suzuki SV650 - G & B Customs	7	1:08.584			76.42 mph			122.99 kph	

Comments:

* No. 100 - 10 second penalty - yellow flag infringement
No. 77 - Disqualified for failing post race technical inspection

Class - 92.5% of Race Speed = 76.58 mph
Class SUP - 92.5% of Race Speed = 74.70 mph
Class R - 92.5% of Race Speed = 68.53 mph

Weather / Track : Cloudy / Dry

Date: 14/04/2024 Start: 13:37 Finish: 13:49

These results are provisional until the conclusion of any judicial and technical matters.

Pembrey National: 1.4560 miles

Clerk Of Course:	Stewards:	Timekeeper:	<i>Craig Smith</i>	
------------------	-----------	-------------	--------------------	--

Results can be found at www.tsl-timing.com

Printed - 14:19 Sunday, 14 April 2024



BMCRC - MRO Championships 2024 - Rnd 2 @ Pembrey

BMCRC Thunderbike Sport & BMCRC Supertwins

RACE 11 - LAP CHART

LAP 1 @ 13:38:25.928

NO	BEHIND	LAP TIME
9		1:07.041
77	0.394	1:07.435
59	2.320	1:09.361
28	2.580	1:09.621
15	3.462	1:10.503
100	3.679	1:10.720
69	3.706	1:10.747
49	4.071	1:11.112
81	5.317	1:12.358
27	5.629	1:12.670
3	5.653	1:12.694
115	6.154	1:13.195
48	6.277	1:13.318
137	7.958	1:14.999
177	10.188	1:17.229
55	12.341	1:19.382
175	12.505	1:19.546
14	12.815	1:19.856
444	13.003	1:20.044
89	16.768	1:23.809

LAP 2 @ 13:39:28.403

NO	BEHIND	LAP TIME
9		1:02.475
77	0.913	1:02.994
28	4.179	1:04.074
59	5.027	1:05.182
15	7.075	1:06.088
69	7.190	1:05.959
49	7.738	1:06.142
100	8.049	1:06.845
81	8.396	1:05.554
48	9.313	1:05.511
27	9.380	1:06.226
3	9.543	1:06.365
115	10.080	1:06.401
137	13.076	1:07.593
177	19.401	1:11.688
14	21.459	1:11.119
175	22.640	1:12.610
55	23.387	1:13.521
444	23.423	1:12.895
89	29.605	1:15.312

LAP 3 @ 13:40:30.387

NO	BEHIND	LAP TIME
9		1:01.984
77	1.273	1:02.344
28	6.152	1:03.957
59	7.060	1:04.017
69	8.699	1:03.493
15	9.612	1:04.521
49	10.111	1:04.357
100	10.649	1:04.584
81	11.823	1:05.411
27	12.860	1:05.464
48	12.954	1:05.625
3	13.075	1:05.516
115	14.206	1:06.110
137	17.967	1:06.875
177	27.814	1:10.397
14	29.138	1:09.663

175	31.563	1:10.907
444	31.701	1:10.262
55	35.272	1:13.869
89	43.122	1:15.501

LAP 4 @ 13:41:32.658

NO	BEHIND	LAP TIME
9		1:02.271
77	1.968	1:02.966
28	7.795	1:03.914
59	8.669	1:03.880
69	9.849	1:03.421
49	12.304	1:04.464
15	12.734	1:05.393
100	13.308	1:04.930
81	13.705	1:04.153
27	15.694	1:05.105
48	16.219	1:05.536
3	16.324	1:05.520
115	19.390	1:07.455
137	23.008	1:07.312
177	35.407	1:09.864
14	36.231	1:09.364
444	39.000	1:09.570
175	40.053	1:10.761
55	46.481	1:13.480
89	55.419	1:14.568

LAP 5 @ 13:42:34.705

NO	BEHIND	LAP TIME
9		1:02.047
77	3.319	1:03.398
28	10.063	1:04.315
59	10.613	1:03.991
69	10.902	1:03.100
49	14.985	1:04.728
15	15.481	1:04.794
81	16.090	1:04.432
100	16.265	1:05.004
48	19.867	1:05.695
27	20.403	1:06.756
3	20.557	1:06.280
115	23.990	1:06.647
137	28.547	1:07.586
177	43.088	1:09.728
14	43.398	1:09.214
175	48.599	1:10.593
444	52.151	1:15.198
55	58.307	1:13.873

LAP 6 @ 13:43:37.183

NO	BEHIND	LAP TIME
9		1:02.478
77	4.328	1:03.487
89	1 Lap	1:14.337
59	12.182	1:04.047
69	12.353	1:03.929
28	12.714	1:05.129
49	16.817	1:04.310
15	17.865	1:04.862
100	18.651	1:04.864
81	18.830	1:05.218
48	23.013	1:05.624
27	23.189	1:05.264

3	23.331	1:05.252
115	28.439	1:06.927
137	33.658	1:07.589
14	50.255	1:09.335
177	50.469	1:09.859
175	57.015	1:10.894
444	1:01.382	1:11.709

LAP 7 @ 13:44:39.783

NO	BEHIND	LAP TIME
9		1:02.600
77	5.558	1:03.830
55	1 Lap	1:13.557
69	13.988	1:04.235
59	15.008	1:05.426
28	15.690	1:05.576
89	1 Lap	1:15.941
49	18.642	1:04.425
15	19.380	1:04.115
81	20.065	1:03.835
100	20.494	1:04.443
48	26.241	1:05.828
27	26.444	1:05.855
3	26.509	1:05.778
115	32.593	1:06.754
137	39.139	1:08.081
14	56.239	1:08.584
177	56.321	1:08.452

LAP 8 @ 13:45:42.874

NO	BEHIND	LAP TIME
9		1:03.091
175	1 Lap	1:10.600
444	1 Lap	1:10.166
77	5.889	1:03.422
69	14.473	1:03.576
59	16.110	1:04.193
55	1 Lap	1:13.264
28	17.102	1:04.503
49	19.593	1:04.042
15	20.524	1:04.235
81	21.967	1:04.993
100	22.113	1:04.710
3	29.268	1:05.850
48	29.862	1:06.712
27	30.184	1:06.831
89	1 Lap	1:15.192
115	35.881	1:06.379
137	43.914	1:07.866
14	1:02.760	1:09.612
177	1:02.995	1:09.765

LAP 9 @ 13:46:45.945

NO	BEHIND	LAP TIME
9		1:03.071
77	6.048	1:03.230
175	1 Lap	1:10.639
444	1 Lap	1:10.818
69	14.913	1:03.511
59	16.607	1:03.568
28	17.529	1:03.498
49	20.842	1:04.320
15	21.692	1:04.239
81	23.856	1:04.960

100	24.035	1:04.993
55	1 Lap	1:13.400
3	30.416	1:04.219
48	31.857	1:05.066
27	33.265	1:06.152
115	39.808	1:06.998
89	1 Lap	1:14.450
137	48.442	1:07.599

LAP 10 @ 13:47:49.350

NO	BEHIND	LAP TIME
9		1:03.405
14	1 Lap	1:08.913
177	1 Lap	1:08.760
77	6.495	1:03.852
69	14.650	1:03.142
175	1 Lap	1:10.943
59	17.603	1:04.401
28	18.433	1:04.309
444	1 Lap	1:10.805
49	21.714	1:04.277
15	22.491	1:04.204
81	24.713	1:04.262
100	24.933	1:04.303
3	31.580	1:04.569
48	33.773	1:05.321
27	36.505	1:06.645
55	1 Lap	1:13.388
115	44.122	1:07.719
137	52.883	1:07.846
89	1 Lap	1:14.808

LAP 11 @ 13:48:52.481

NO	BEHIND	LAP TIME
9		1:03.131
77	7.280	1:03.916
14	1 Lap	1:09.342
177	1 Lap	1:09.366
69	14.646	1:03.127
59	18.939	1:04.467
28	19.176	1:03.874
49	23.247	1:04.664
15	24.203	1:04.843
175	1 Lap	1:11.700
100	26.023	1:04.221
81	26.345	1:04.763
3	33.049	1:04.600
48	35.706	1:05.064
27	40.032	1:06.658
115	48.296	1:07.305
55	1 Lap	1:16.029
137	58.837	1:09.085

LAP 12 @ 13:49:58.548

NO	BEHIND	LAP TIME
9		1:06.067
89	2 Laps	1:16.034
77	5.075	1:03.862
69	16.693	1:08.114
177	1 Lap	1:11.486
14	1 Lap	1:13.176
59	18.769	1:05.897
28	19.093	1:05.984
49	21.549	1:04.369

15	22.333	1:04.197
100	23.792	1:03.836
81	23.859	1:03.581
175	1 Lap	1:11.318
3	31.394	1:04.412
48	35.309	1:05.670
27	40.380	1:06.415
115	49.330	1:07.101
55	1 Lap	1:14.282
137	1:01.571	1:08.801

BMCRC - MRO Championships 2024 - Rnd 2 @ Pembrey

BMCRC Thunderbike Sport & BMCRC Supertwins

RACE 11 - POSITION CHART

No	Name	Lap												
		Pos	1	2	3	4	5	6	7	8	9	10	11	12
9	WETHERELL	1	9	9	9	9	9	9	9	9	9	9	9	9
77	WHITE	2	77	77	77	77	77	77	77	77	77	77	77	77
15	MERCER	3	59	28	28	28	28	59	69	69	69	69	69	69
59	DENYER	4	28	59	59	59	59	69	59	59	59	59	59	59
28	WILLIAMS	5	15	15	69	69	69	28	28	28	28	28	28	28
69	RUSSO	6	100	69	15	49	49	49	49	49	49	49	49	49
81	MAY	7	69	49	49	15	15	15	15	15	15	15	15	15
49	BURCHELL	8	49	100	100	100	81	100	81	81	81	81	100	100
100	HOWTON	9	81	81	81	81	100	81	100	100	100	100	81	81
181	CONNELL	10	27	48	27	27	48	48	48	3	3	3	3	3
27	BROWN	11	3	27	48	48	27	27	27	48	48	48	48	48
3	ARBON	12	115	3	3	3	3	3	3	27	27	27	27	27
115	SVENSEN	13	48	115	115	115	115	115	115	115	115	115	115	115
48	WALLIS	14	137	137	137	137	137	137	137	137	137	137	137	137
137	McPHERSON	15	177	177	177	177	177	14	14	14	14	14	14	177
14	DAVIES	16	55	14	14	14	14	177	177	177	177	177	177	14
55	MANSON-CHUBB	17	175	175	175	444	175	175	175	175	175	175	175	175
175	SVENSEN	18	14	55	444	175	444	444	444	444	444	55	55	
89	SKINNS	19	444	444	55	55	55	55	55	55	55	89		
177	HOPKINS	20	89	89	89	89	89	89	89	89	89			
444	HARRISON	21												

BMCRC - MRO Championships 2024 - Rnd 2 @ Pembrey

BMCRC Thunderbike Sport & BMCRC Supertwins

RACE 11 - SECTOR ANALYSIS



SECTOR 1 = FL to I1, SECTOR 2 = I1 to FL, DIFF = Difference To Personal Best Lap, P = Crossed Finish Line in Pit Lane, D = Time Disallowed

P1 9		Matt WETHERELL		Suzuki GSXR 600 - Lamonde Racing			
IDEAL LAP TIME : 1:01.984		BEST LAP TIME : 1:01.984		DIFFERENCE : 0.000			
LAP	SECTOR 1	SECTOR 2	LAP TIME	MPH	DIFF	TIME OF DAY	
1 -		27.920	1:07.041	78.18	5.057	13:38:25.928	
2 -	34.567	27.908	1:02.475	83.89	0.491	13:39:28.403	
3 -	34.280	27.704	1:01.984 (1)	84.56		13:40:30.387	
4 -	34.559	27.712	1:02.271 (3)	84.17	0.287	13:41:32.658	
5 -	34.333	27.714	1:02.047 (2)	84.47	0.063	13:42:34.705	
6 -	34.480	27.998	1:02.478	83.89	0.494	13:43:37.183	
7 -	34.895	27.705	1:02.600	83.73	0.616	13:44:39.783	
8 -	35.203	27.888	1:03.091	83.07	1.107	13:45:42.874	
9 -	35.037	28.034	1:03.071	83.10	1.087	13:46:45.945	
10 -	35.333	28.072	1:03.405	82.66	1.421	13:47:49.350	
11 -	35.053	28.078	1:03.131	83.02	1.147	13:48:52.481	
12 -	35.471	30.596	1:06.067	79.33	4.083	13:49:58.548	

P2 77		Joe WHITE		Suzuki GSXR 600 - The Race Shack /Just In Graphics			
IDEAL LAP TIME : 1:02.223		BEST LAP TIME : 1:02.344		DIFFERENCE : 0.121			
LAP	SECTOR 1	SECTOR 2	LAP TIME	MPH	DIFF	TIME OF DAY	
1 -		27.819	1:07.435	77.72	5.091	13:38:26.322	
2 -	35.493	27.501	1:02.994 (3)	83.20	0.650	13:39:29.316	
3 -	34.722	27.622	1:02.344 (1)	84.07		13:40:31.660	
4 -	35.041	27.925	1:02.966 (2)	83.24	0.622	13:41:34.626	
5 -	35.703	27.695	1:03.398	82.67	1.054	13:42:38.024	
6 -	35.590	27.897	1:03.487	82.56	1.143	13:43:41.511	
7 -	35.650	28.180	1:03.830	82.11	1.486	13:44:45.341	
8 -	35.350	28.072	1:03.422	82.64	1.078	13:45:48.763	
9 -	35.450	27.780	1:03.230	82.89	0.886	13:46:51.993	
10 -	35.802	28.050	1:03.852	82.08	1.508	13:47:55.845	
11 -	35.701	28.215	1:03.916	82.00	1.572	13:48:59.761	
12 -	35.487	28.375	1:03.862	82.07	1.518	13:50:03.623	

P3 69		Tony RUSSO		Yamaha R6 - Wymark Lubricants			
IDEAL LAP TIME : 1:02.965		BEST LAP TIME : 1:03.100		DIFFERENCE : 0.135			
LAP	SECTOR 1	SECTOR 2	LAP TIME	MPH	DIFF	TIME OF DAY	
1 -		28.980	1:10.747	74.08	7.647	13:38:29.634	
2 -	37.693	28.266	1:05.959	79.46	2.859	13:39:35.593	
3 -	35.638	27.855	1:03.493	82.55	0.393	13:40:39.086	
4 -	35.479	27.942	1:03.421	82.64	0.321	13:41:42.507	
5 -	35.286	27.814	1:03.100 (1)	83.06		13:42:45.607	
6 -	35.404	28.525	1:03.929	81.99	0.829	13:43:49.536	
7 -	35.797	28.438	1:04.235	81.60	1.135	13:44:53.771	
8 -	35.507	28.069	1:03.576	82.44	0.476	13:45:57.347	
9 -	35.649	27.862	1:03.511	82.53	0.411	13:47:00.858	
10 -	35.151	27.991	1:03.142 (3)	83.01	0.042	13:48:04.000	
11 -	35.306	27.821	1:03.127 (2)	83.03	0.027	13:49:07.127	
12 -	35.744	32.370	1:08.114	76.95	5.014	13:50:15.241	

BMCRC - MRO Championships 2024 - Rnd 2 @ Pembrey

BMCRC Thunderbike Sport & BMCRC Supertwins

RACE 11 - SECTOR ANALYSIS



SECTOR 1 = FL to I1, SECTOR 2 = I1 to FL, DIFF = Difference To Personal Best Lap, P = Crossed Finish Line in Pit Lane, D = Time Disallowed

P4 59		Andrew DENYER		Yamaha OW01 - me		
IDEAL LAP TIME : 1:03.355		BEST LAP TIME : 1:03.568		DIFFERENCE : 0.213		
LAP	SECTOR 1	SECTOR 2	LAP TIME	MPH	DIFF	TIME OF DAY
1 -		28.329	1:09.361	75.56	5.793	13:38:28.248
2 -	36.935	28.247	1:05.182	80.41	1.614	13:39:33.430
3 -	35.856	28.161	1:04.017	81.87	0.449	13:40:37.447
4 -	35.848	28.032	1:03.880 (2)	82.05	0.312	13:41:41.327
5 -	35.546	28.445	1:03.991 (3)	81.91	0.423	13:42:45.318
6 -	35.462	28.585	1:04.047	81.83	0.479	13:43:49.365
7 -	36.224	29.202	1:05.426	80.11	1.858	13:44:54.791
8 -	35.589	28.604	1:04.193	81.65	0.625	13:45:58.984
9 -	35.675	27.893	1:03.568 (1)	82.45		13:47:02.552
10 -	36.104	28.297	1:04.401	81.39	0.833	13:48:06.953
11 -	36.392	28.075	1:04.467	81.30	0.899	13:49:11.420
12 -	35.838	30.059	1:05.897	79.54	2.329	13:50:17.317

P5 28 SUP		Paul Potchy WILLIAMS		Kawazaki Z650 -		
IDEAL LAP TIME : 1:03.498		BEST LAP TIME : 1:03.498		DIFFERENCE : 0.000		
LAP	SECTOR 1	SECTOR 2	LAP TIME	MPH	DIFF	TIME OF DAY
1 -		28.446	1:09.621	75.28	6.123	13:38:28.508
2 -	35.644	28.430	1:04.074	81.80	0.576	13:39:32.582
3 -	35.515	28.442	1:03.957	81.95	0.459	13:40:36.539
4 -	35.547	28.367	1:03.914 (3)	82.01	0.416	13:41:40.453
5 -	35.654	28.661	1:04.315	81.49	0.817	13:42:44.768
6 -	35.662	29.467	1:05.129	80.48	1.631	13:43:49.897
7 -	36.076	29.500	1:05.576	79.93	2.078	13:44:55.473
8 -	35.723	28.780	1:04.503	81.26	1.005	13:45:59.976
9 -	35.438	28.060	1:03.498 (1)	82.54		13:47:03.474
10 -	35.827	28.482	1:04.309	81.50	0.811	13:48:07.783
11 -	35.803	28.071	1:03.874 (2)	82.06	0.376	13:49:11.657
12 -	36.212	29.772	1:05.984	79.43	2.486	13:50:17.641

P6 49 SUP		William BURCHELL		Suzuki SV650 - SWB Racing / RWEC / SRA / Canopy Pro		
IDEAL LAP TIME : 1:03.823		BEST LAP TIME : 1:04.042		DIFFERENCE : 0.219		
LAP	SECTOR 1	SECTOR 2	LAP TIME	MPH	DIFF	TIME OF DAY
1 -		29.103	1:11.112	73.70	7.070	13:38:29.999
2 -	37.245	28.897	1:06.142	79.24	2.100	13:39:36.141
3 -	35.908	28.449	1:04.357	81.44	0.315	13:40:40.498
4 -	35.825	28.639	1:04.464	81.31	0.422	13:41:44.962
5 -	35.918	28.810	1:04.728	80.97	0.686	13:42:49.690
6 -	35.650	28.660	1:04.310 (3)	81.50	0.268	13:43:54.000
7 -	35.480	28.945	1:04.425	81.35	0.383	13:44:58.425
8 -	35.666	28.376	1:04.042 (1)	81.84		13:46:02.467
9 -	35.912	28.408	1:04.320	81.49	0.278	13:47:06.787
10 -	35.653	28.624	1:04.277 (2)	81.54	0.235	13:48:11.064
11 -	35.980	28.684	1:04.664	81.05	0.622	13:49:15.728
12 -	35.447	28.922	1:04.369	81.43	0.327	13:50:20.097

BMCRC - MRO Championships 2024 - Rnd 2 @ Pembrey

BMCRC Thunderbike Sport & BMCRC Supertwins

RACE 11 - SECTOR ANALYSIS



SECTOR 1 = FL to I1, SECTOR 2 = I1 to FL, DIFF = Difference To Personal Best Lap, P = Crossed Finish Line in Pit Lane, D = Time Disallowed

P7 15 Daniel MERCER		Yamaha R6 - Merc&Co Racing				
IDEAL LAP TIME : 1:03.810		BEST LAP TIME : 1:04.115		DIFFERENCE : 0.305		
LAP	SECTOR 1	SECTOR 2	LAP TIME	MPH	DIFF	TIME OF DAY
1 -		29.060	1:10.503	74.34	6.388	13:38:29.390
2 -	37.507	28.581	1:06.088	79.31	1.973	13:39:35.478
3 -	36.344	28.177	1:04.521	81.23	0.406	13:40:39.999
4 -	36.828	28.565	1:05.393	80.15	1.278	13:41:45.392
5 -	35.937	28.857	1:04.794	80.89	0.679	13:42:50.186
6 -	36.124	28.738	1:04.862	80.81	0.747	13:43:55.048
7 -	35.679	28.436	1:04.115 (1)	81.75		13:44:59.163
8 -	35.850	28.385	1:04.235	81.60	0.120	13:46:03.398
9 -	36.098	28.141	1:04.239	81.59	0.124	13:47:07.637
10 -	35.669	28.535	1:04.204 (3)	81.63	0.089	13:48:11.841
11 -	36.345	28.498	1:04.843	80.83	0.728	13:49:16.684
12 -	35.819	28.378	1:04.197 (2)	81.64	0.082	13:50:20.881

P8 81 SUP Malvern MAY		Aprilia RS660 - IMP racing				
IDEAL LAP TIME : 1:03.581		BEST LAP TIME : 1:03.581		DIFFERENCE : 0.000		
LAP	SECTOR 1	SECTOR 2	LAP TIME	MPH	DIFF	TIME OF DAY
1 -		29.766	1:12.358	72.43	8.777	13:38:31.245
2 -	36.528	29.026	1:05.554	79.95	1.973	13:39:36.799
3 -	36.214	29.197	1:05.411	80.13	1.830	13:40:42.210
4 -	35.310	28.843	1:04.153 (3)	81.70	0.572	13:41:46.363
5 -	35.740	28.692	1:04.432	81.35	0.851	13:42:50.795
6 -	35.723	29.495	1:05.218	80.37	1.637	13:43:56.013
7 -	35.088	28.747	1:03.835 (2)	82.11	0.254	13:44:59.848
8 -	35.911	29.082	1:04.993	80.64	1.412	13:46:04.841
9 -	36.060	28.900	1:04.960	80.68	1.379	13:47:09.801
10 -	35.515	28.747	1:04.262	81.56	0.681	13:48:14.063
11 -	36.109	28.654	1:04.763	80.93	1.182	13:49:18.826
12 -	34.971	28.610	1:03.581 (1)	82.43		13:50:22.407

P9 3 SUP Oliver ARBON		Suzuki SV650 - TT Plumbing & Heating				
IDEAL LAP TIME : 1:04.208		BEST LAP TIME : 1:04.219		DIFFERENCE : 0.011		
LAP	SECTOR 1	SECTOR 2	LAP TIME	MPH	DIFF	TIME OF DAY
1 -		29.627	1:12.694	72.10	8.475	13:38:31.581
2 -	37.186	29.179	1:06.365	78.98	2.146	13:39:37.946
3 -	36.508	29.008	1:05.516	80.00	1.297	13:40:43.462
4 -	36.659	28.861	1:05.520	80.00	1.301	13:41:48.982
5 -	36.824	29.456	1:06.280	79.08	2.061	13:42:55.262
6 -	36.115	29.137	1:05.252	80.32	1.033	13:44:00.514
7 -	36.564	29.214	1:05.778	79.68	1.559	13:45:06.292
8 -	36.982	28.868	1:05.850	79.59	1.631	13:46:12.142
9 -	35.842	28.377	1:04.219 (1)	81.62		13:47:16.361
10 -	36.066	28.503	1:04.569 (3)	81.17	0.350	13:48:20.930
11 -	36.053	28.547	1:04.600	81.13	0.381	13:49:25.530
12 -	35.831	28.581	1:04.412 (2)	81.37	0.193	13:50:29.942

BMCRC - MRO Championships 2024 - Rnd 2 @ Pembrey

BMCRC Thunderbike Sport & BMCRC Supertwins

RACE 11 - SECTOR ANALYSIS



SECTOR 1 = FL to I1, SECTOR 2 = I1 to FL, DIFF = Difference To Personal Best Lap, P = Crossed Finish Line in Pit Lane, D = Time Disallowed

P10 100 SUP Craig HOWTON			Kawasaki ER6N - ME			
IDEAL LAP TIME : 1:03.836		BEST LAP TIME : 1:03.836		DIFFERENCE : 0.000		
LAP	SECTOR 1	SECTOR 2	LAP TIME	MPH	DIFF	TIME OF DAY
1 -		29.152	1:10.720	74.11	6.884	13:38:29.607
2 -	38.008	28.837	1:06.845	78.41	3.009	13:39:36.452
3 -	36.093	28.491	1:04.584	81.15	0.748	13:40:41.036
4 -	36.211	28.719	1:04.930	80.72	1.094	13:41:45.966
5 -	35.858	29.146	1:05.004	80.63	1.168	13:42:50.970
6 -	35.817	29.047	1:04.864	80.80	1.028	13:43:55.834
7 -	35.764	28.679	1:04.443	81.33	0.607	13:45:00.277
8 -	36.017	28.693	1:04.710	81.00	0.874	13:46:04.987
9 -	36.141	28.852	1:04.993	80.64	1.157	13:47:09.980
10 -	35.864	28.439	1:04.303 (3)	81.51	0.467	13:48:14.283
11 -	35.735	28.486	1:04.221 (2)	81.61	0.385	13:49:18.504
12 -	35.536	28.300	1:03.836 (1)	82.11		13:50:22.340

P11 48 Shaun WALLIS			Yamaha R6 - MBC Despatch Racing			
IDEAL LAP TIME : 1:04.766		BEST LAP TIME : 1:05.064		DIFFERENCE : 0.298		
LAP	SECTOR 1	SECTOR 2	LAP TIME	MPH	DIFF	TIME OF DAY
1 -		29.544	1:13.318	71.49	8.254	13:38:32.205
2 -	36.339	29.172	1:05.511	80.01	0.447	13:39:37.716
3 -	36.559	29.066	1:05.625	79.87	0.561	13:40:43.341
4 -	36.676	28.860	1:05.536	79.98	0.472	13:41:48.877
5 -	36.452	29.243	1:05.695	79.78	0.631	13:42:54.572
6 -	36.309	29.315	1:05.624	79.87	0.560	13:44:00.196
7 -	36.480	29.348	1:05.828	79.62	0.764	13:45:06.024
8 -	37.023	29.689	1:06.712	78.57	1.648	13:46:12.736
9 -	36.348	28.718	1:05.066 (2)	80.55	0.002	13:47:17.802
10 -	36.369	28.952	1:05.321 (3)	80.24	0.257	13:48:23.123
11 -	36.048	29.016	1:05.064 (1)	80.56		13:49:28.187
12 -	36.518	29.152	1:05.670	79.81	0.606	13:50:33.857

P12 27 SUP Ben BROWN			Yamaha R7 - Hunts Motorcycles			
IDEAL LAP TIME : 1:04.938		BEST LAP TIME : 1:05.105		DIFFERENCE : 0.167		
LAP	SECTOR 1	SECTOR 2	LAP TIME	MPH	DIFF	TIME OF DAY
1 -		30.174	1:12.670	72.12	7.565	13:38:31.557
2 -	36.672	29.554	1:06.226	79.14	1.121	13:39:37.783
3 -	36.075	29.389	1:05.464 (3)	80.06	0.359	13:40:43.247
4 -	35.858	29.247	1:05.105 (1)	80.50		13:41:48.352
5 -	37.302	29.454	1:06.756	78.51	1.651	13:42:55.108
6 -	36.184	29.080	1:05.264 (2)	80.31	0.159	13:44:00.372
7 -	36.451	29.404	1:05.855	79.59	0.750	13:45:06.227
8 -	36.979	29.852	1:06.831	78.43	1.726	13:46:13.058
9 -	36.243	29.909	1:06.152	79.23	1.047	13:47:19.210
10 -	36.236	30.409	1:06.645	78.64	1.540	13:48:25.855
11 -	36.457	30.201	1:06.658	78.63	1.553	13:49:32.513
12 -	36.182	30.233	1:06.415	78.92	1.310	13:50:38.928

BMCRC - MRO Championships 2024 - Rnd 2 @ Pembrey

BMCRC Thunderbike Sport & BMCRC Supertwins

RACE 11 - SECTOR ANALYSIS



SECTOR 1 = FL to I1, SECTOR 2 = I1 to FL, DIFF = Difference To Personal Best Lap, P = Crossed Finish Line in Pit Lane, D = Time Disallowed

P13 115		James SVENSEN		Suzuki SV650S - Team TSR - HCL - RG Racing			
IDEAL LAP TIME : 1:05.785		BEST LAP TIME : 1:06.110		DIFFERENCE : 0.325			
LAP	SECTOR 1	SECTOR 2	LAP TIME	MPH	DIFF	TIME OF DAY	
1 -		29.962	1:13.195	71.61	7.085	13:38:32.082	
2 -	36.903	29.498	1:06.401 (3)	78.93	0.291	13:39:38.483	
3 -	36.365	29.745	1:06.110 (1)	79.28		13:40:44.593	
4 -	36.387	31.068	1:07.455	77.70	1.345	13:41:52.048	
5 -	36.695	29.952	1:06.647	78.64	0.537	13:42:58.695	
6 -	36.836	30.091	1:06.927	78.31	0.817	13:44:05.622	
7 -	36.821	29.933	1:06.754	78.52	0.644	13:45:12.376	
8 -	36.287	30.092	1:06.379 (2)	78.96	0.269	13:46:18.755	
9 -	37.018	29.980	1:06.998	78.23	0.888	13:47:25.753	
10 -	37.388	30.331	1:07.719	77.40	1.609	13:48:33.472	
11 -	36.856	30.449	1:07.305	77.87	1.195	13:49:40.777	
12 -	37.149	29.952	1:07.101	78.11	0.991	13:50:47.878	

P14 137		Colin McPHERSON		Yamaha R6 -			
IDEAL LAP TIME : 1:06.875		BEST LAP TIME : 1:06.875		DIFFERENCE : 0.000			
LAP	SECTOR 1	SECTOR 2	LAP TIME	MPH	DIFF	TIME OF DAY	
1 -		29.677	1:14.999	69.88	8.124	13:38:33.886	
2 -	37.890	29.703	1:07.593	77.54	0.718	13:39:41.479	
3 -	37.463	29.412	1:06.875 (1)	78.37		13:40:48.354	
4 -	37.706	29.606	1:07.312 (2)	77.87	0.437	13:41:55.666	
5 -	37.891	29.695	1:07.586 (3)	77.55	0.711	13:43:03.252	
6 -	37.764	29.825	1:07.589	77.55	0.714	13:44:10.841	
7 -	37.969	30.112	1:08.081	76.99	1.206	13:45:18.922	
8 -	38.011	29.855	1:07.866	77.23	0.991	13:46:26.788	
9 -	37.683	29.916	1:07.599	77.53	0.724	13:47:34.387	
10 -	37.719	30.127	1:07.846	77.25	0.971	13:48:42.233	
11 -	38.358	30.727	1:09.085	75.87	2.210	13:49:51.318	
12 -	38.504	30.297	1:08.801	76.18	1.926	13:51:00.119	

P15 177		Michael HOPKINS		- MYSELF			
IDEAL LAP TIME : 1:08.439		BEST LAP TIME : 1:08.452		DIFFERENCE : 0.013			
LAP	SECTOR 1	SECTOR 2	LAP TIME	MPH	DIFF	TIME OF DAY	
1 -		31.624	1:17.229	67.87	8.777	13:38:36.116	
2 -	39.935	31.753	1:11.688	73.11	3.236	13:39:47.804	
3 -	38.782	31.615	1:10.397	74.45	1.945	13:40:58.201	
4 -	38.642	31.222	1:09.864	75.02	1.412	13:42:08.065	
5 -	38.445	31.283	1:09.728	75.17	1.276	13:43:17.793	
6 -	38.901	30.958	1:09.859	75.03	1.407	13:44:27.652	
7 -	37.738	30.714	1:08.452 (1)	76.57		13:45:36.104	
8 -	38.973	30.792	1:09.765	75.13	1.313	13:46:45.869	
9 -	38.057	30.703	1:08.760 (2)	76.23	0.308	13:47:54.629	
10 -	38.665	30.701	1:09.366 (3)	75.56	0.914	13:49:03.995	
11 -	38.064	33.422	1:11.486	73.32	3.034	13:50:15.481	

P16 14 R		George DAVIES		Suzuki SV650 - G & B Customs			
IDEAL LAP TIME : 1:08.468		BEST LAP TIME : 1:08.584		DIFFERENCE : 0.116			
LAP	SECTOR 1	SECTOR 2	LAP TIME	MPH	DIFF	TIME OF DAY	
1 -		32.243	1:19.856	65.63	11.272	13:38:38.743	
2 -	40.102	31.017	1:11.119	73.70	2.535	13:39:49.862	
3 -	38.376	31.287	1:09.663	75.24	1.079	13:40:59.525	
4 -	38.463	30.901	1:09.364	75.56	0.780	13:42:08.889	
5 -	38.232	30.982	1:09.214 (3)	75.73	0.630	13:43:18.103	
6 -	38.380	30.955	1:09.335	75.59	0.751	13:44:27.438	
7 -	37.753	30.831	1:08.584 (1)	76.42		13:45:36.022	
8 -	38.897	30.715	1:09.612	75.29	1.028	13:46:45.634	
9 -	38.053	30.860	1:08.913 (2)	76.06	0.329	13:47:54.547	
10 -	38.562	30.780	1:09.342	75.59	0.758	13:49:03.889	
11 -	42.126	31.050	1:13.176	71.63	4.592	13:50:17.065	

BMCRC - MRO Championships 2024 - Rnd 2 @ Pembrey

BMCRC Thunderbike Sport & BMCRC Supertwins

RACE 11 - SECTOR ANALYSIS



SECTOR 1 = FL to I1, SECTOR 2 = I1 to FL, DIFF = Difference To Personal Best Lap, P = Crossed Finish Line in Pit Lane, D = Time Disallowed

P17 175 R		Tom SVENSEN		Suzuki SV650 - Team TSR - HCL Carsales - RG racing		
IDEAL LAP TIME : 1:10.231		BEST LAP TIME : 1:10.593		DIFFERENCE : 0.362		
LAP	SECTOR 1	SECTOR 2	LAP TIME	MPH	DIFF	TIME OF DAY
1 -		32.135	1:19.546	65.89	8.953	13:38:38.433
2 -	41.565	31.045	1:12.610	72.18	2.017	13:39:51.043
3 -	39.186	31.721	1:10.907	73.92	0.314	13:41:01.950
4 -	39.508	31.253	1:10.761	74.07	0.168	13:42:12.711
5 -	39.195	31.398	1:10.593 (1)	74.25		13:43:23.304
6 -	39.700	31.194	1:10.894	73.93	0.301	13:44:34.198
7 -	39.257	31.343	1:10.600 (2)	74.24	0.007	13:45:44.798
8 -	39.330	31.309	1:10.639 (3)	74.20	0.046	13:46:55.437
9 -	39.471	31.472	1:10.943	73.88	0.350	13:48:06.380
10 -	40.433	31.267	1:11.700	73.10	1.107	13:49:18.080
11 -	39.267	32.051	1:11.318	73.49	0.725	13:50:29.398

P18 55 R		Magnus MANSON-CHUBB		Kawasaki ZXR400L -		
IDEAL LAP TIME : 1:12.672		BEST LAP TIME : 1:13.264		DIFFERENCE : 0.592		
LAP	SECTOR 1	SECTOR 2	LAP TIME	MPH	DIFF	TIME OF DAY
1 -		32.284	1:19.382	66.02	6.118	13:38:38.269
2 -	41.586	31.935	1:13.521	71.29	0.257	13:39:51.790
3 -	41.094	32.775	1:13.869	70.95	0.605	13:41:05.659
4 -	40.737	32.743	1:13.480	71.33	0.216	13:42:19.139
5 -	41.119	32.754	1:13.873	70.95	0.609	13:43:33.012
6 -	40.990	32.567	1:13.557	71.25	0.293	13:44:46.569
7 -	41.068	32.196	1:13.264 (1)	71.54		13:45:59.833
8 -	41.008	32.392	1:13.400 (3)	71.41	0.136	13:47:13.233
9 -	40.819	32.569	1:13.388 (2)	71.42	0.124	13:48:26.621
10 -	42.426	33.603	1:16.029	68.94	2.765	13:49:42.650
11 -	41.258	33.024	1:14.282	70.56	1.018	13:50:56.932

P19 89 R		Daryl SKINNS		Suzuki GSXR 750 - Indoor Climate Systems UK LTD		
IDEAL LAP TIME : 1:13.713		BEST LAP TIME : 1:14.337		DIFFERENCE : 0.624		
LAP	SECTOR 1	SECTOR 2	LAP TIME	MPH	DIFF	TIME OF DAY
1 -		34.227	1:23.809	62.54	9.472	13:38:42.696
2 -	42.356	32.956	1:15.312	69.59	0.975	13:39:58.008
3 -	41.950	33.551	1:15.501	69.42	1.164	13:41:13.509
4 -	41.918	32.650	1:14.568 (3)	70.29	0.231	13:42:28.077
5 -	41.945	32.392	1:14.337 (1)	70.51		13:43:42.414
6 -	42.494	33.447	1:15.941	69.02	1.604	13:44:58.355
7 -	41.916	33.276	1:15.192	69.70	0.855	13:46:13.547
8 -	41.896	32.554	1:14.450 (2)	70.40	0.113	13:47:27.997
9 -	42.413	32.395	1:14.808	70.06	0.471	13:48:42.805
10 -	41.321	34.713	1:16.034	68.93	1.697	13:49:58.839

P20 444 R		Brian HARRISON		-		
IDEAL LAP TIME : 1:09.054		BEST LAP TIME : 1:09.570		DIFFERENCE : 0.516		
LAP	SECTOR 1	SECTOR 2	LAP TIME	MPH	DIFF	TIME OF DAY
1 -		32.299	1:20.044	65.48	10.474	13:38:38.931
2 -	41.127	31.768	1:12.895	71.90	3.325	13:39:51.826
3 -	38.628	31.634	1:10.262 (3)	74.60	0.692	13:41:02.088
4 -	39.144	30.426	1:09.570 (1)	75.34		13:42:11.658
5 -	44.199	30.999	1:15.198	69.70	5.628	13:43:26.856
6 -	39.946	31.763	1:11.709	73.09	2.139	13:44:38.565
7 -	38.990	31.176	1:10.166 (2)	74.70	0.596	13:45:48.731
8 -	39.758	31.060	1:10.818	74.01	1.248	13:46:59.549
9 -	39.573	31.232	1:10.805	74.02	1.235	13:48:10.354

BMCRC - MRO Championships 2024 - Rnd 2 @ Pembrey

BMCRC Thunderbike Sport & BMCRC Supertwins

RACE 11 - BEST SECTORS

SECTOR 1			SECTOR 2			IDEAL / BEST COMPARISON						
POS	NO	NAME	TIME	NO	NAME	TIME	POS	NO	NAME	IDEAL	BEST	DIFF
1	9	WETHERELL	34.280	77	WHITE	27.501	1	9	WETHERELL	1:01.984	1:01.984	0.000
2	77	WHITE	34.722	9	WETHERELL	27.704	2	77	WHITE	1:02.223	1:02.344	0.121
3	81	MAY	34.971	69	RUSSO	27.814	3	69	RUSSO	1:02.965	1:03.100	0.135
4	69	RUSSO	35.151	59	DENYER	27.893	4	59	DENYER	1:03.355	1:03.568	0.213
5	28	WILLIAMS	35.438	28	WILLIAMS	28.060	5	28	WILLIAMS	1:03.498	1:03.498	0.000
6	49	BURCHELL	35.447	15	MERCER	28.141	6	81	MAY	1:03.581	1:03.581	0.000
7	59	DENYER	35.462	100	HOWTON	28.300	7	15	MERCER	1:03.810	1:04.115	0.305
8	100	HOWTON	35.536	49	BURCHELL	28.376	8	49	BURCHELL	1:03.823	1:04.042	0.219
9	15	MERCER	35.669	3	ARBON	28.377	9	100	HOWTON	1:03.836	1:03.836	0.000
10	3	ARBON	35.831	81	MAY	28.610	10	3	ARBON	1:04.208	1:04.219	0.011
11	27	BROWN	35.858	48	WALLIS	28.718	11	48	WALLIS	1:04.766	1:05.064	0.298
12	48	WALLIS	36.048	27	BROWN	29.080	12	27	BROWN	1:04.938	1:05.105	0.167
13	115	SVENSEN	36.287	137	McPHERSON	29.412	13	115	SVENSEN	1:05.785	1:06.110	0.325
14	137	McPHERSON	37.463	115	SVENSEN	29.498	14	137	McPHERSON	1:06.875	1:06.875	0.000
15	177	HOPKINS	37.738	444	HARRISON	30.426	15	177	HOPKINS	1:08.439	1:08.452	0.013
16	14	DAVIES	37.753	177	HOPKINS	30.701	16	14	DAVIES	1:08.468	1:08.584	0.116
17	444	HARRISON	38.628	14	DAVIES	30.715	17	444	HARRISON	1:09.054	1:09.570	0.516
18	175	SVENSEN	39.186	175	SVENSEN	31.045	18	175	SVENSEN	1:10.231	1:10.593	0.362
19	55	MANSON-CHUBB	40.737	55	MANSON-CHUBB	31.935	19	55	MANSON-CHUBB	1:12.672	1:13.264	0.592
20	89	SKINNS	41.321	89	SKINNS	32.392	20	89	SKINNS	1:13.713	1:14.337	0.624
21												

BMCRC - MRO Championships 2024 - Rnd 2 @ Pembrey

BMCRC Thunderbike Sport & BMCRC Supertwins

RACE 11 - STATISTICS

Competitors Started 21
Planned Start 2024-04-14 @ 13:35:00.000
Actual Start 2024-04-14 @ 13:37:18.886
Finish Time 2024-04-14 @ 13:49:58.547
Track Length 1.4560mi.
Total Laps 231
Total Distance Covered 336.3360mi.

Session Fastest Lap History

NO	CL	NAME	LAP TIME	TIME OF DAY	LAP	VEHICLE
9		Matt WETHERELL	1:02.475	13:39:28.417	2	Suzuki GSXR 600
9		Matt WETHERELL	1:01.984	13:40:30.401	3	Suzuki GSXR 600

Session Leader History

NO	CL	NAME	FROM LAP	LAPS LED	DISTANCE	VEHICLE
9		Matt WETHERELL	1	12	17.47 miles	Suzuki GSXR 600

Flag History

TYPE	TIME OF DAY
GREEN	13:37:18.886
FINISH	13:49:58.547

Flag Statistics

TYPE	COUNT	TOTAL LAPS	TOTAL TIME
Green	1	12	14:02.433
Red	0	0	0.000
Safety Car	0	0	0.000
FCY	0	0	0.000

BMCRC - MRO Championships 2024 - Rnd 2 @ Pembrey

BMCRC Thunderbike Sport & BMCRC Supertwins

RACE 11 - STATISTICS

CLASS :

9 Starters

Fastest Lap History

NO	NAME	LAP TIME	TIME OF DAY	LAP	VEHICLE
9	Matt WETHERELL	1:02.475	13:39:28.417	2	Suzuki GSXR 600
9	Matt WETHERELL	1:01.984	13:40:30.401	3	Suzuki GSXR 600

Leader History

NO	NAME	FROM LAP	LAPS LED	DISTANCE	VEHICLE
9	Matt WETHERELL	1	12	17.47 miles	Suzuki GSXR 600

BMCRC - MRO Championships 2024 - Rnd 2 @ Pembrey

BMCRC Thunderbike Sport & BMCRC Supertwins

RACE 11 - STATISTICS

CLASS : R

5 Starters

Fastest Lap History

NO	NAME	LAP TIME	TIME OF DAY	LAP	VEHICLE
14	George DAVIES	1:11.119	13:39:49.891	2	Suzuki SV650
14	George DAVIES	1:09.663	13:40:59.554	3	Suzuki SV650
14	George DAVIES	1:09.364	13:42:08.917	4	Suzuki SV650
14	George DAVIES	1:09.214	13:43:18.131	5	Suzuki SV650
14	George DAVIES	1:08.584	13:45:36.051	7	Suzuki SV650

Leader History

NO	NAME	FROM LAP	LAPS LED	DISTANCE	VEHICLE
55	Magnus MANSON-CHUBB	1	1	1.45 miles	Kawasaki ZXR400L
14	George DAVIES	2	10	14.56 miles	Suzuki SV650

BMCRC - MRO Championships 2024 - Rnd 2 @ Pembrey

BMCRC Thunderbike Sport & BMCRC Supertwins

RACE 11 - STATISTICS

CLASS : SUP

7 Starters

Fastest Lap History

NO	NAME	LAP TIME	TIME OF DAY	LAP	VEHICLE
28	Paul Potchy WILLIAMS	1:04.074	13:39:32.595	2	Kawazaki Z650
28	Paul Potchy WILLIAMS	1:03.957	13:40:36.551	3	Kawazaki Z650
28	Paul Potchy WILLIAMS	1:03.914	13:41:40.466	4	Kawazaki Z650
81	Malvern MAY	1:03.835	13:44:59.861	7	Aprilia RS660
28	Paul Potchy WILLIAMS	1:03.498	13:47:03.487	9	Kawazaki Z650

Leader History

NO	NAME	FROM LAP	LAPS LED	DISTANCE	VEHICLE
28	Paul Potchy WILLIAMS	1	12	17.47 miles	Kawazaki Z650



DFDS YAMAHA PAST MASTERS / BMCRC FORMULA 400



BMCRC-MRO Championships - Round 2
Pembrey
13th / 14th April 2024



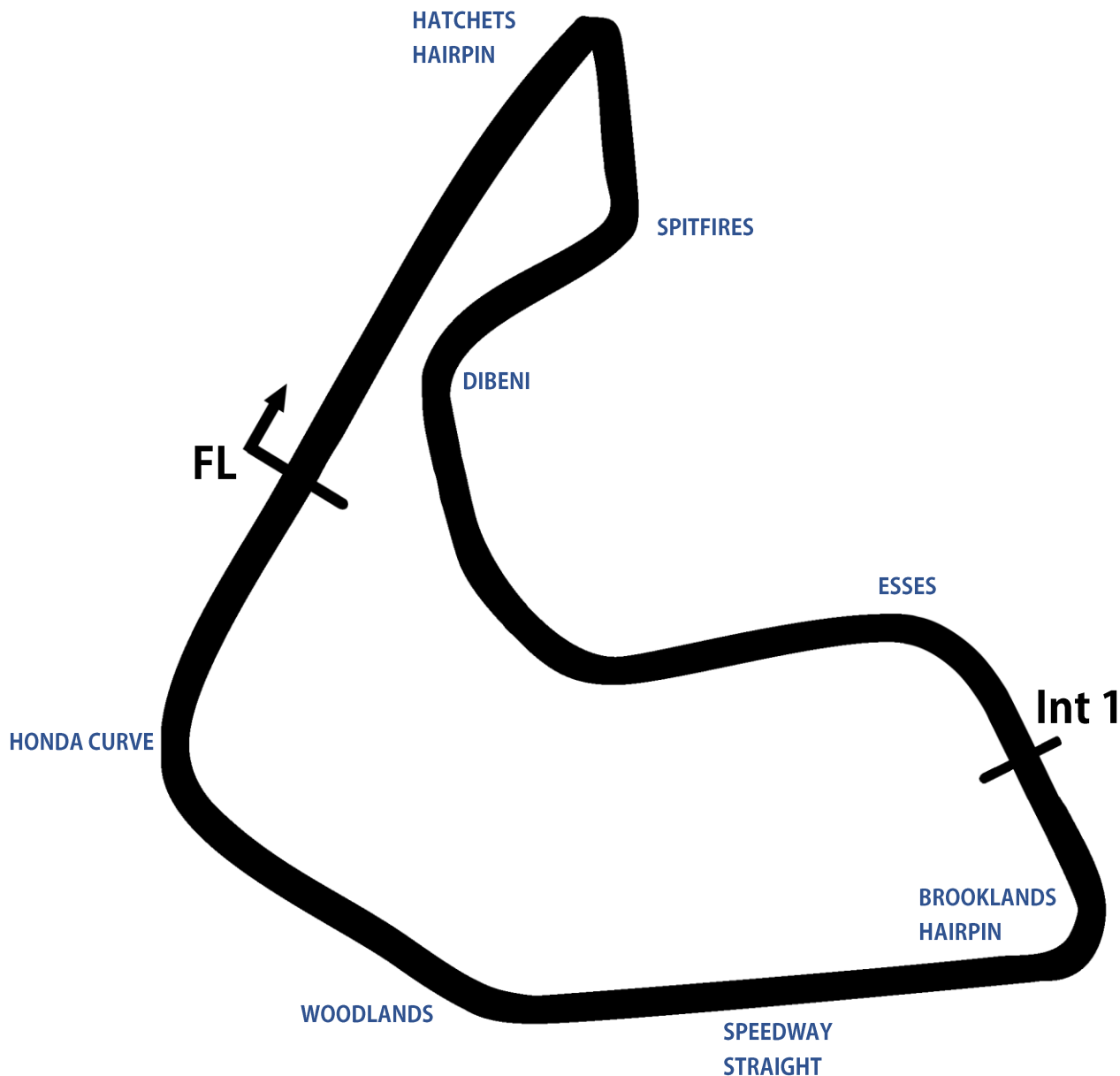
Timing & Results Provided by Timing Solutions Ltd

www.tsl-timing.com



Pembrey National Circuit

Llanelli, Carmarthenshire, UK



Length	1.4560 miles 2.343 km 2343.2m		
FL		51.70587 N	4.32386 W
Int 1	1223m	51.70430 N	4.31667 W
Pit Entry	2304m	51.70597 N	4.32374 W
Pit Exit	100m after FL	51.70664 N	4.32301 W
Pit Entry - Pit Exit	100m, 7.2s @ 50kph, 6.0s @ 60kph		

BMCRC - MRO Championships 2024 - Rnd 2 @ Pembrey

DFDS Yamaha Past Masters & BMCRC Formula 400

QUALIFYING - CLASSIFICATION



POS	NO	CL	PIC	NAME	ENTRY	TIME	ON	LAPS	GAP	DIFF	MPH
1	49	F400_M	1	William BURCHELL	Kawasaki ZXR400 - SWB Racing / RWEC / SRA / Canc	1:11.423	4	8			73.38
2	30	YPM	1	Alan COOPER	Yamaha TZR250 - Twistgrip Motorcycles	1:12.211	8	8	0.788	0.788	72.58
3	8	YPM	2	David BALL	Yamaha TZR250 - Gardiner Page and Roe pension co	1:12.394	8	8	0.971	0.183	72.40
4	67	F400_M	2	Simon HARVEY	Kawasaki ZX4RR - Retirement Fund Racing	1:13.060	8	8	1.637	0.666	71.74
5	90	F400_S	1	Steve RAPA	Honda RVF400 (BRUCE) - My Own Fair Hands	1:13.288	7	8	1.865	0.228	71.52
6	55	F400_SIR	1	Magnus MANSON-CHUBB	Kawasaki ZXR400L -	1:13.580	7	8	2.157	0.292	71.23
7	51	YPM	3	Kevin WHOLEY	Yamaha TZR - Twistgrip Motorcycles	1:14.488	7	8	3.065	0.908	70.36
8	37	F400_SIR	2	Jonny NORTHOVER	Honda CBR400RR - NSE Racing	1:14.674	5	8	3.251	0.186	70.19
9	52	YPM_C	1	Andy FLUX	Yamaha TZR 250 - Mach 1 Automotive LTD	1:14.735	5	8	3.312	0.061	70.13
10	58	F400_M	3	James ROBINSON	Kawasaki ZXR400 -	1:14.769	7	8	3.346	0.034	70.10
11	27	YPM	4	Richard HAYWARD	Yamaha TZR - BC vehicle repairs/ Snap on Tools	1:15.204	6	8	3.781	0.435	69.69
12	70	YPM	5	Andrew BURSCOUGH	Yamaha YPVS 350 - Mad biker designs/Martitanium	1:15.339	8	8	3.916	0.135	69.57
13	26	YPM	6	Damian LEE (ALSO F400_S)	Yamaha TZR250 - Leed Autos	1:16.431	8	8	5.008	1.092	68.57
14	60	YPM_C	2	Danny GOUGH	Yamaha TZR 250 - G Force Motorcycles	1:16.519	6	8	5.096	0.088	68.50
15	12	F400_S	2	Kade WATT	Kawasaki NINJA 400 - 3D Racing	1:17.381	7	7	5.958	0.862	67.73
16	333	YPM_C	3	Mark STUBBERFIELD	Yamaha TZR250 - Polished concrete London	1:18.068	8	8	6.645	0.687	67.14
17	69	F400_R	1	Kobe PERRY	Kawasaki NINJA 400 -	1:18.186	5	8	6.763	0.118	67.04
18	152	F400_S	3	Sean GOLDSMITH	Honda NC30 - Vanguard motorsport	1:18.581	4	7	7.158	0.395	66.70
19	72	YPM_C	4	John HAMILTON	Yamaha TRZ250 - LW Racing	1:18.758	7	7	7.335	0.177	66.55
20	84	YPM_R	1	Bert ELLISON	Yamaha TZR250 - Ma n pa prentice	1:19.453	7	8	8.030	0.695	65.97
21	45	F400_M	4	Marley MACKENZIE	- Kirkcaldy Kawasaki, ELPM	1:20.126	4	4	8.703	0.673	65.41
22	17	F400_S	4	Freddie BATE	Kawasaki ZXR400 - Hartjay	1:20.285	4	7	8.862	0.159	65.28
23	161	F400_S	5	Aleisha LAYTON	Kawasaki NINJA 400 -	1:22.723	6	6	11.300	2.438	63.36
24	75	F400_SIR	3	Mason GREASLEY	- Frame fast	1:23.363	7	7	11.940	0.640	62.87
25	95	F400_M	5	Greg MARSHALL	Kawasaki NINJA 400 - EBCBrakes ,HELPerformance, f	1:26.656	6	6	15.233	3.293	60.48
26	46	YPM_C	5	Kevin MARSHALL	Yamaha TZR250 - Stacey Processing	1:28.388	7	7	16.965	1.732	59.30
27	73	YPM_C	6	Colvin TURNER	Yamaha TZR250 -	1:29.636	6	7	18.213	1.248	58.47
28	71	YPM	7	Tess BICKERSTAFF	Yamaha TZR250 - Len Whalin	1:35.189	2	6	23.766	5.553	55.06

Weather / Track : Cloudy / Wet

Date: 13/04/2024 Start: 10:46 Finish: 10:56

These results are provisional until the conclusion of any judicial and technical matters.

Pembrey National: 1.4560 miles

Clerk Of Course:	Stewards:	Timekeeper:	
		<i>Craig Smith</i>	

Results can be found at www.tsl-timing.com

Printed - 10:59 Saturday, 13 April 2024



BMCRC - MRO Championships 2024 - Rnd 2 @ Pembrey

DFDS Yamaha Past Masters & BMCRC Formula 400

QUALIFYING - SECTOR ANALYSIS



SECTOR 1 = FL to I1, SECTOR 2 = I1 to FL, DIFF = Difference To Personal Best Lap, P = Crossed Finish Line in Pit Lane, D = Time Disallowed

P1 49 F400_M William BURCHELL		Kawasaki ZXR400 - SWB Racing / RWEC / SRA / Canopy Pro				
IDEAL LAP TIME : 1:11.190		BEST LAP TIME : 1:11.423		DIFFERENCE : 0.233		
LAP	SECTOR 1	SECTOR 2	LAP TIME	MPH	DIFF	TIME OF DAY
1 -	45.501	33.897	1:19.398	66.01	7.975	10:49:13.337
2 -	41.832	33.206	1:15.038	69.85	3.615	10:50:28.375
3 -	41.740	32.020	1:13.760	71.06	2.337	10:51:42.135
4 -	39.868	31.555	1:11.423 (1)	73.38		10:52:53.558
5 -	39.635	33.005	1:12.640	72.15	1.217	10:54:06.198
6 -	40.655	31.847	1:12.502 (2)	72.29	1.079	10:55:18.700
7 -	40.816	31.716	1:12.532 (3)	72.26	1.109	10:56:31.232
8 -	40.183	32.363	1:12.546	72.25	1.123	10:57:43.778

P2 30 YPM Alan COOPER		Yamaha TZR250 - Twistgrip Motorcycles				
IDEAL LAP TIME : 1:12.089		BEST LAP TIME : 1:12.211		DIFFERENCE : 0.122		
LAP	SECTOR 1	SECTOR 2	LAP TIME	MPH	DIFF	TIME OF DAY
1 -	48.759	35.536	1:24.295	62.18	12.084	10:48:28.946
2 -	43.998	34.203	1:18.201	67.02	5.990	10:49:47.147
3 -	42.781	34.316	1:17.097	67.98	4.886	10:51:04.244
4 -	41.493	32.006	1:13.499	71.31	1.288	10:52:17.743
5 -	40.691	32.045	1:12.736 (3)	72.06	0.525	10:53:30.479
6 -	40.088	32.454	1:12.542 (2)	72.25	0.331	10:54:43.021
7 -	40.540	32.246	1:12.786	72.01	0.575	10:55:55.807
8 -	40.210	32.001	1:12.211 (1)	72.58		10:57:08.018

P3 8 YPM David BALL		Yamaha TZR250 - Gardiner Page and Roe pension consultants				
IDEAL LAP TIME : 1:12.394		BEST LAP TIME : 1:12.394		DIFFERENCE : 0.000		
LAP	SECTOR 1	SECTOR 2	LAP TIME	MPH	DIFF	TIME OF DAY
1 -	45.697	35.210	1:20.907	64.78	8.513	10:47:52.797
2 -	44.001	34.863	1:18.864	66.46	6.470	10:49:11.661
3 -	42.387	34.096	1:16.483	68.53	4.089	10:50:28.144
4 -	42.715	33.261	1:15.976	68.99	3.582	10:51:44.120
5 -	41.339	32.696	1:14.035 (2)	70.79	1.641	10:52:58.155
6 -	43.262	33.298	1:16.560	68.46	4.166	10:54:14.715
7 -	42.467	32.536	1:15.003 (3)	69.88	2.609	10:55:29.718
8 -	40.302	32.092	1:12.394 (1)	72.40		10:56:42.112

P4 67 F400_M Simon HARVEY		Kawasaki ZX4RR - Retirement Fund Racing				
IDEAL LAP TIME : 1:13.060		BEST LAP TIME : 1:13.060		DIFFERENCE : 0.000		
LAP	SECTOR 1	SECTOR 2	LAP TIME	MPH	DIFF	TIME OF DAY
1 -	45.825	35.793	1:21.618	64.22	8.558	10:47:52.684
2 -	46.001	34.748	1:20.749	64.91	7.689	10:49:13.433
3 -	42.202	33.161	1:15.363	69.55	2.303	10:50:28.796
4 -	42.520	32.864	1:15.384	69.53	2.324	10:51:44.180
5 -	41.039	32.326	1:13.365 (2)	71.44	0.305	10:52:57.545
6 -	43.328	33.109	1:16.437	68.57	3.377	10:54:13.982
7 -	42.508	32.247	1:14.755 (3)	70.11	1.695	10:55:28.737
8 -	40.867	32.193	1:13.060 (1)	71.74		10:56:41.797

P5 90 F400_S Steve RAPA		Honda RVF400 (BRUCE) - My Own Fair Hands				
IDEAL LAP TIME : 1:12.068		BEST LAP TIME : 1:13.288		DIFFERENCE : 1.220		
LAP	SECTOR 1	SECTOR 2	LAP TIME	MPH	DIFF	TIME OF DAY
1 -	45.305	33.839	1:19.144	66.22	5.856	10:48:31.727
2 -	42.263	33.123	1:15.386	69.53	2.098	10:49:47.113
3 -	41.900	33.331	1:15.231	69.67	1.943	10:51:02.344
4 -	41.440	32.366	1:13.806	71.01	0.518	10:52:16.150
5 -	40.831	32.726	1:13.557 (2)	71.25	0.269	10:53:29.707
6 -	40.476	33.128	1:13.604 (3)	71.21	0.316	10:54:43.311
7 -	41.696	31.592	1:13.288 (1)	71.52		10:55:56.599
8 -	41.710	33.954	1:15.664	69.27	2.376	10:57:12.263

BMCRC - MRO Championships 2024 - Rnd 2 @ Pembrey

DFDS Yamaha Past Masters & BMCRC Formula 400

QUALIFYING - SECTOR ANALYSIS



SECTOR 1 = FL to I1, SECTOR 2 = I1 to FL, DIFF = Difference To Personal Best Lap, P = Crossed Finish Line in Pit Lane, D = Time Disallowed

P6 55 F400_S/F Magnus MANSON-CHUBB		Kawasaki ZXR400L -				
IDEAL LAP TIME : 1:13.580		BEST LAP TIME : 1:13.580		DIFFERENCE : 0.000		
LAP	SECTOR 1	SECTOR 2	LAP TIME	MPH	DIFF	TIME OF DAY
1 -	47.174	37.215	1:24.389	62.11	10.809	10:47:55.939
2 -	46.897	34.914	1:21.811	64.06	8.231	10:49:17.750
3 -	43.463	34.209	1:17.672 (3)	67.48	4.092	10:50:35.422
4 -	42.777	35.476	1:18.253	66.98	4.673	10:51:53.675
5 -	42.833	32.974	1:15.807 (2)	69.14	2.227	10:53:09.482
6 -	43.122	34.790	1:17.912	67.27	4.332	10:54:27.394
7 -	41.199	32.381	1:13.580 (1)	71.23		10:55:40.974
8 -	45.499	33.495	1:18.994	66.35	5.414	10:56:59.968

P7 51 YPM Kevin WHOLEY		Yamaha TZR - Twistgrip Motorcycles				
IDEAL LAP TIME : 1:14.488		BEST LAP TIME : 1:14.488		DIFFERENCE : 0.000		
LAP	SECTOR 1	SECTOR 2	LAP TIME	MPH	DIFF	TIME OF DAY
1 -		37.187	1:32.187	56.85	17.699	10:48:50.404
2 -	44.260	34.575	1:18.835	66.48	4.347	10:50:09.239
3 -	43.114	34.103	1:17.217	67.88	2.729	10:51:26.456
4 -	42.632	34.019	1:16.651	68.38	2.163	10:52:43.107
5 -	42.265	33.825	1:16.090	68.88	1.602	10:53:59.197
6 -	41.887	33.717	1:15.604 (3)	69.32	1.116	10:55:14.801
7 -	41.436	33.052	1:14.488 (1)	70.36		10:56:29.289
8 -	41.895	33.373	1:15.268 (2)	69.63	0.780	10:57:44.557

P8 37 F400_S/F Jonny NORTHOVER		Honda CBR400RR - NSE Racing				
IDEAL LAP TIME : 1:14.237		BEST LAP TIME : 1:14.674		DIFFERENCE : 0.437		
LAP	SECTOR 1	SECTOR 2	LAP TIME	MPH	DIFF	TIME OF DAY
1 -	43.839	33.595	1:17.434	67.69	2.760	10:48:35.991
2 -	42.134	33.085	1:15.219 (2)	69.68	0.545	10:49:51.210
3 -	42.039	33.698	1:15.737	69.20	1.063	10:51:06.947
4 -	44.364	33.574	1:17.938	67.25	3.264	10:52:24.885
5 -	42.383	32.291	1:14.674 (1)	70.19		10:53:39.559
6 -	42.745	34.503	1:17.248	67.85	2.574	10:54:56.807
7 -	42.455	32.944	1:15.399 (3)	69.51	0.725	10:56:12.206
8 -	45.870	32.198	1:18.068	67.14	3.394	10:57:30.274

P9 52 YPM_C Andy FLUX		Yamaha TZR 250 - Mach 1 Automotive LTD				
IDEAL LAP TIME : 1:14.445		BEST LAP TIME : 1:14.735		DIFFERENCE : 0.290		
LAP	SECTOR 1	SECTOR 2	LAP TIME	MPH	DIFF	TIME OF DAY
1 -	46.359	37.004	1:23.363	62.87	8.628	10:47:52.554
2 -	47.041	35.327	1:22.368	63.63	7.633	10:49:14.922
3 -	42.634	33.747	1:16.381	68.62	1.646	10:50:31.303
4 -	42.103	33.846	1:15.949 (3)	69.01	1.214	10:51:47.252
5 -	41.469	33.266	1:14.735 (1)	70.13		10:53:01.987
6 -	42.114	32.976	1:15.090 (2)	69.80	0.355	10:54:17.077
7 -	45.356	35.936	1:21.292	64.47	6.557	10:55:38.369
8 -	43.527	33.776	1:17.303	67.80	2.568	10:56:55.672

P10 58 F400_M James ROBINSON		Kawasaki ZXR400 -				
IDEAL LAP TIME : 1:14.611		BEST LAP TIME : 1:14.769		DIFFERENCE : 0.158		
LAP	SECTOR 1	SECTOR 2	LAP TIME	MPH	DIFF	TIME OF DAY
1 -	48.630	35.465	1:24.095	62.32	9.326	10:48:02.180
2 -	47.737	34.429	1:22.166	63.79	7.397	10:49:24.346
3 -	45.520	35.149	1:20.669	64.97	5.900	10:50:45.015
4 -	43.359	33.782	1:17.141	67.94	2.372	10:52:02.156
5 -	44.063	32.796	1:16.859	68.19	2.090	10:53:19.015
6 -	43.579	32.436	1:16.015 (3)	68.95	1.246	10:54:35.030
7 -	42.685	32.084	1:14.769 (1)	70.10		10:55:49.799
8 -	42.527	33.377	1:15.904 (2)	69.05	1.135	10:57:05.703

BMCRC - MRO Championships 2024 - Rnd 2 @ Pembrey

DFDS Yamaha Past Masters & BMCRC Formula 400

QUALIFYING - SECTOR ANALYSIS



SECTOR 1 = FL to I1, SECTOR 2 = I1 to FL, DIFF = Difference To Personal Best Lap, P = Crossed Finish Line in Pit Lane, D = Time Disallowed

P11 27 YPM Richard HAYWARD		Yamaha TZR - BC vehicle repairs/ Snap on Tools				
IDEAL LAP TIME : 1:14.658		BEST LAP TIME : 1:15.204		DIFFERENCE : 0.546		
LAP	SECTOR 1	SECTOR 2	LAP TIME	MPH	DIFF	TIME OF DAY
1 -	47.882	36.958	1:24.840	61.78	9.636	10:47:57.916
2 -	44.551	35.024	1:19.575	65.86	4.371	10:49:17.491
3 -	43.267	34.574	1:17.841 (3)	67.33	2.637	10:50:35.332
4 -	46.252	35.561	1:21.813	64.06	6.609	10:51:57.145
5 -	42.879	35.319	1:18.198	67.02	2.994	10:53:15.343
6 -	41.360	33.844	1:15.204 (1)	69.69		10:54:30.547
7 -	44.972	33.298	1:18.270	66.96	3.066	10:55:48.817
8 -	41.979	33.954	1:15.933 (2)	69.02	0.729	10:57:04.750

P12 70 YPM Andrew BURSCOUGH		Yamaha YPVS 350 - Mad biker designs/Martitanium				
IDEAL LAP TIME : 1:15.339		BEST LAP TIME : 1:15.339		DIFFERENCE : 0.000		
LAP	SECTOR 1	SECTOR 2	LAP TIME	MPH	DIFF	TIME OF DAY
1 -	48.476	36.443	1:24.919	61.72	9.580	10:48:02.495
2 -	46.240	35.391	1:21.631	64.21	6.292	10:49:24.126
3 -	45.498	35.150	1:20.648	64.99	5.309	10:50:44.774
4 -	42.917	34.330	1:17.247 (3)	67.85	1.908	10:52:02.021
5 -	46.045	34.105	1:20.150	65.39	4.811	10:53:22.171
6 -	42.397	34.048	1:16.445 (2)	68.56	1.106	10:54:38.616
7 -	43.777	33.750	1:17.527	67.60	2.188	10:55:56.143
8 -	41.878	33.461	1:15.339 (1)	69.57		10:57:11.482

P13 26 YPM Damian LEE (ALSO F400_S)		Yamaha TZR250 - Leed Autos				
IDEAL LAP TIME : 1:16.416		BEST LAP TIME : 1:16.431		DIFFERENCE : 0.015		
LAP	SECTOR 1	SECTOR 2	LAP TIME	MPH	DIFF	TIME OF DAY
1 -	49.642	36.656	1:26.298	60.73	9.867	10:48:03.805
2 -	46.890	36.008	1:22.898	63.22	6.467	10:49:26.703
3 -	44.406	35.640	1:20.046	65.48	3.615	10:50:46.749
4 -	42.614	34.626	1:17.240	67.86	0.809	10:52:03.989
5 -	42.771	34.509	1:17.280	67.82	0.849	10:53:21.269
6 -	41.924	34.817	1:16.741 (2)	68.30	0.310	10:54:38.010
7 -	42.158	34.994	1:17.152 (3)	67.93	0.721	10:55:55.162
8 -	41.907	34.524	1:16.431 (1)	68.57		10:57:11.593

P14 60 YPM_C Danny GOUGH		Yamaha TZR 250 - G Force Motorcycles				
IDEAL LAP TIME : 1:16.519		BEST LAP TIME : 1:16.519		DIFFERENCE : 0.000		
LAP	SECTOR 1	SECTOR 2	LAP TIME	MPH	DIFF	TIME OF DAY
1 -	49.042	37.090	1:26.132	60.85	9.613	10:48:01.997
2 -	48.295	36.162	1:24.457	62.06	7.938	10:49:26.454
3 -	43.744	35.704	1:19.448	65.97	2.929	10:50:45.902
4 -	43.246	34.600	1:17.846	67.33	1.327	10:52:03.748
5 -	43.538	34.595	1:18.133	67.08	1.614	10:53:21.881
6 -	42.336	34.183	1:16.519 (1)	68.50		10:54:38.400
7 -	42.513	34.335	1:16.848 (2)	68.20	0.329	10:55:55.248
8 -	42.400	34.532	1:16.932 (3)	68.13	0.413	10:57:12.180

P15 12 F400_S Kade WATT		Kawasaki NINJA 400 - 3D Racing				
IDEAL LAP TIME : 1:17.381		BEST LAP TIME : 1:17.381		DIFFERENCE : 0.000		
LAP	SECTOR 1	SECTOR 2	LAP TIME	MPH	DIFF	TIME OF DAY
1 -	49.647	38.973	1:28.620	59.14	11.239	10:48:50.756
2 -	46.783	36.338	1:23.121	63.05	5.740	10:50:13.877
3 -	45.300	34.710	1:20.010	65.51	2.629	10:51:33.887
4 -	44.706	34.296	1:19.002	66.34	1.621	10:52:52.889
5 -	44.358	33.850	1:18.208 (2)	67.02	0.827	10:54:11.097
6 -	44.339	34.064	1:18.403 (3)	66.85	1.022	10:55:29.500
7 -	43.725	33.656	1:17.381 (1)	67.73		10:56:46.881

BMCRC - MRO Championships 2024 - Rnd 2 @ Pembrey

DFDS Yamaha Past Masters & BMCRC Formula 400

QUALIFYING - SECTOR ANALYSIS



SECTOR 1 = FL to I1, SECTOR 2 = I1 to FL, DIFF = Difference To Personal Best Lap, P = Crossed Finish Line in Pit Lane, D = Time Disallowed

P16 333 YPM_C Mark STUBBERFIELD			Yamaha TZR250 - Polished concrete London			
IDEAL LAP TIME : 1:18.061		BEST LAP TIME : 1:18.068		DIFFERENCE : 0.007		
LAP	SECTOR 1	SECTOR 2	LAP TIME	MPH	DIFF	TIME OF DAY
1 -	48.361	38.511	1:26.872	60.33	8.804	10:47:59.197
2 -	45.843	38.434	1:24.277	62.19	6.209	10:49:23.474
3 -	45.771	36.613	1:22.384	63.62	4.316	10:50:45.858
4 -	44.159	35.122	1:19.281 (3)	66.11	1.213	10:52:05.139
5 -	44.617	35.676	1:20.293	65.28	2.225	10:53:25.432
6 -	43.505	35.391	1:18.896 (2)	66.43	0.828	10:54:44.328
7 -	44.102	37.017	1:21.119	64.61	3.051	10:56:05.447
8 -	43.512	34.556	1:18.068 (1)	67.14		10:57:23.515

P17 69 F400_R Kobe PERRY			Kawasaki NINJA 400 -			
IDEAL LAP TIME : 1:18.186		BEST LAP TIME : 1:18.186		DIFFERENCE : 0.000		
LAP	SECTOR 1	SECTOR 2	LAP TIME	MPH	DIFF	TIME OF DAY
1 -	52.194	38.425	1:30.619	57.84	12.433	10:48:09.471
2 -	47.363	37.474	1:24.837	61.78	6.651	10:49:34.308
3 -	45.615	36.252	1:21.867 (3)	64.02	3.681	10:50:56.175
4 -	44.788	35.044	1:19.832 (2)	65.65	1.646	10:52:16.007
5 -	43.554	34.632	1:18.186 (1)	67.04		10:53:34.193
6 -	46.637	38.311	1:24.948	61.70	6.762	10:54:59.141
7 -	48.130	37.870	1:26.000	60.94	7.814	10:56:25.141
8 -	48.097	38.153	1:26.250	60.77	8.064	10:57:51.391

P18 152 F400_S Sean GOLDSMITH			Honda NC30 - Vanguard motorsport			
IDEAL LAP TIME : 1:18.540		BEST LAP TIME : 1:18.581		DIFFERENCE : 0.041		
LAP	SECTOR 1	SECTOR 2	LAP TIME	MPH	DIFF	TIME OF DAY
1 -	48.843	36.826	1:25.669	61.18	7.088	10:48:57.405
2 -	46.941	35.186	1:22.127	63.82	3.546	10:50:19.532
3 -	45.012	34.217	1:19.229 (2)	66.15	0.648	10:51:38.761
4 -	44.323	34.258	1:18.581 (1)	66.70		10:52:57.342
5 -	45.203	34.417	1:19.620	65.83	1.039	10:54:16.962
6 -	44.569	35.198	1:19.767	65.71	1.186	10:55:36.729
7 -	44.465	34.899	1:19.364 (3)	66.04	0.783	10:56:56.093

P19 72 YPM_C John HAMILTON			Yamaha TRZ250 - LW Racing			
IDEAL LAP TIME : 1:18.446		BEST LAP TIME : 1:18.758		DIFFERENCE : 0.312		
LAP	SECTOR 1	SECTOR 2	LAP TIME	MPH	DIFF	TIME OF DAY
1 -	55.274	40.146	1:35.420	54.93	16.662	10:48:40.591
2 -	50.910	37.782	1:28.692	59.09	9.934	10:50:09.283
3 -	46.119	36.727	1:22.846	63.26	4.088	10:51:32.129
4 -	47.078	35.654	1:22.732	63.35	3.974	10:52:54.861
5 -	47.162	34.447	1:21.609 (2)	64.22	2.851	10:54:16.470
6 -	45.798	36.407	1:22.205 (3)	63.76	3.447	10:55:38.675
7 -	43.999	34.759	1:18.758 (1)	66.55		10:56:57.433

P20 84 YPM_R Bert ELLISON			Yamaha TZR250 - Ma n pa prentice			
IDEAL LAP TIME : 1:18.920		BEST LAP TIME : 1:19.453		DIFFERENCE : 0.533		
LAP	SECTOR 1	SECTOR 2	LAP TIME	MPH	DIFF	TIME OF DAY
1 -	53.558	38.213	1:31.771	57.11	12.318	10:48:08.798
2 -	48.639	39.261	1:27.900	59.63	8.447	10:49:36.698
3 -	49.923	38.680	1:28.603	59.15	9.150	10:51:05.301
4 -	45.854	35.790	1:21.644	64.20	2.191	10:52:26.945
5 -	46.232	35.528	1:21.760	64.10	2.307	10:53:48.705
6 -	46.070	35.192	1:21.262 (3)	64.50	1.809	10:55:09.967
7 -	44.994	34.459	1:19.453 (1)	65.97		10:56:29.420
8 -	44.461	36.419	1:20.880 (2)	64.80	1.427	10:57:50.300

BMCRC - MRO Championships 2024 - Rnd 2 @ Pembrey

DFDS Yamaha Past Masters & BMCRC Formula 400

QUALIFYING - SECTOR ANALYSIS



SECTOR 1 = FL to I1, SECTOR 2 = I1 to FL, DIFF = Difference To Personal Best Lap, P = Crossed Finish Line in Pit Lane, D = Time Disallowed

P21 45 F400_M Marley MACKENZIE		- Kirkcaldy Kawasaki, ELPM				
IDEAL LAP TIME : 1:20.126		BEST LAP TIME : 1:20.126		DIFFERENCE : 0.000		
LAP	SECTOR 1	SECTOR 2	LAP TIME	MPH	DIFF	TIME OF DAY
1 -	54.962	IN PIT	5:41.621 P	15.34	4:21.495	10:53:25.972
2 -		37.223	1:36.101 (3)	54.54	15.975	10:55:02.073
3 -	46.643	35.706	1:22.349 (2)	63.65	2.223	10:56:24.422
4 -	44.705	35.421	1:20.126 (1)	65.41		10:57:44.548

P22 17 F400_S Freddie BATE		Kawasaki ZXR400 - Hartjay				
IDEAL LAP TIME : 1:19.450		BEST LAP TIME : 1:20.285		DIFFERENCE : 0.835		
LAP	SECTOR 1	SECTOR 2	LAP TIME	MPH	DIFF	TIME OF DAY
1 -	48.403	39.228	1:27.631	59.81	7.346	10:48:50.308
2 -	46.687	37.069	1:23.756	62.58	3.471	10:50:14.064
3 -	45.803	35.086	1:20.889	64.79	0.604	10:51:34.953
4 -	44.865	35.420	1:20.285 (1)	65.28		10:52:55.238
5 -	45.572	34.943	1:20.515 (2)	65.10	0.230	10:54:15.753
6 -	44.507	36.229	1:20.736 (3)	64.92	0.451	10:55:36.489
7 -	46.011	35.235	1:21.246	64.51	0.961	10:56:57.735

P23 161 F400_S Aleisha LAYTON		Kawasaki NINJA 400 -				
IDEAL LAP TIME : 1:22.723		BEST LAP TIME : 1:22.723		DIFFERENCE : 0.000		
LAP	SECTOR 1	SECTOR 2	LAP TIME	MPH	DIFF	TIME OF DAY
1 -	52.728	39.748	1:32.476	56.68	9.753	10:49:32.029
2 -	48.617	38.592	1:27.209	60.10	4.486	10:50:59.238
3 -	48.252	37.780	1:26.032	60.92	3.309	10:52:25.270
4 -	48.292	37.470	1:25.762 (3)	61.11	3.039	10:53:51.032
5 -	46.755	36.981	1:23.736 (2)	62.59	1.013	10:55:14.768
6 -	46.208	36.515	1:22.723 (1)	63.36		10:56:37.491

P24 75 F400_S/F Mason GREASLEY		- Frame fast				
IDEAL LAP TIME : 1:23.337		BEST LAP TIME : 1:23.363		DIFFERENCE : 0.026		
LAP	SECTOR 1	SECTOR 2	LAP TIME	MPH	DIFF	TIME OF DAY
1 -	52.774	40.198	1:32.972	56.37	9.609	10:48:55.882
2 -	49.619	39.473	1:29.092	58.83	5.729	10:50:24.974
3 -	48.116	38.245	1:26.361	60.69	2.998	10:51:51.335
4 -	47.709	37.844	1:25.553	61.26	2.190	10:53:16.888
5 -	47.356	37.408	1:24.764 (2)	61.83	1.401	10:54:41.652
6 -	46.399	38.500	1:24.899 (3)	61.73	1.536	10:56:06.551
7 -	46.425	36.938	1:23.363 (1)	62.87		10:57:29.914

P25 95 F400_M Greg MARSHALL		Kawasaki NINJA 400 - EBCBrakes ,HELPerformance, R&G				
IDEAL LAP TIME : 1:26.656		BEST LAP TIME : 1:26.656		DIFFERENCE : 0.000		
LAP	SECTOR 1	SECTOR 2	LAP TIME	MPH	DIFF	TIME OF DAY
1 -	50.259	IN PIT	2:24.982 P	36.15	58.326	10:50:15.716
2 -		41.225	1:43.492	50.64	16.836	10:51:59.208
3 -	51.131	38.915	1:30.046	58.21	3.390	10:53:29.254
4 -	49.188	38.857	1:28.045 (3)	59.53	1.389	10:54:57.299
5 -	48.779	38.552	1:27.331 (2)	60.01	0.675	10:56:24.630
6 -	48.314	38.342	1:26.656 (1)	60.48		10:57:51.286

BMCRC - MRO Championships 2024 - Rnd 2 @ Pembrey

DFDS Yamaha Past Masters & BMCRC Formula 400

QUALIFYING - SECTOR ANALYSIS



SECTOR 1 = FL to I1, SECTOR 2 = I1 to FL, DIFF = Difference To Personal Best Lap, P = Crossed Finish Line in Pit Lane, D = Time Disallowed

P26 46 YPM_C Kevin MARSHALL			Yamaha TZR250 - Stacey Processing			
IDEAL LAP TIME : 1:28.127		BEST LAP TIME : 1:28.388	DIFFERENCE : 0.261			
LAP	SECTOR 1	SECTOR 2	LAP TIME	MPH	DIFF	TIME OF DAY
1 -	53.236	40.624	1:33.860	55.84	5.472	10:48:04.835
2 -	50.002	40.189	1:30.191	58.11	1.803	10:49:35.026
3 -	50.848	40.199	1:31.047	57.57	2.659	10:51:06.073
4 -	50.022	39.644	1:29.666 (3)	58.45	1.278	10:52:35.739
5 -	50.988	41.373	1:32.361	56.75	3.973	10:54:08.100
6 -	49.986	39.339	1:29.325 (2)	58.68	0.937	10:55:37.425
7 -	50.247	38.141	1:28.388 (1)	59.30		10:57:05.813

P27 73 YPM_C Colvin TURNER			Yamaha TZR250 -			
IDEAL LAP TIME : 1:28.644		BEST LAP TIME : 1:29.636	DIFFERENCE : 0.992			
LAP	SECTOR 1	SECTOR 2	LAP TIME	MPH	DIFF	TIME OF DAY
1 -	52.490	37.793	1:30.283	58.05	0.647	10:48:05.381
2 -	51.095	39.366	1:30.461	57.94	0.825	10:49:35.842
3 -	51.769	39.429	1:31.198	57.47	1.562	10:51:07.040
4 -	50.851	39.048	1:29.899 (3)	58.30	0.263	10:52:36.939
5 -	51.839	40.168	1:32.007	56.96	2.371	10:54:08.946
6 -	51.029	38.607	1:29.636 (1)	58.47		10:55:38.582
7 -	51.810	37.858	1:29.668 (2)	58.45	0.032	10:57:08.250

P28 71 YPM Tess BICKERSTAFF			Yamaha TZR250 - Len Whalin			
IDEAL LAP TIME : 1:34.815		BEST LAP TIME : 1:35.189	DIFFERENCE : 0.374			
LAP	SECTOR 1	SECTOR 2	LAP TIME	MPH	DIFF	TIME OF DAY
1 -		45.073	1:58.319	44.30	23.130	10:49:37.046
2 -	53.842	41.347	1:35.189 (1)	55.06		10:51:12.235
3 -	54.084	42.952	1:37.036 (3)	54.01	1.847	10:52:49.271
4 -	56.990	44.160	1:41.150	51.82	5.961	10:54:30.421
5 -	54.188	43.699	1:37.887	53.54	2.698	10:56:08.308
6 -	53.468	42.668	1:36.136 (2)	54.52	0.947	10:57:44.444

BMCRC - MRO Championships 2024 - Rnd 2 @ Pembrey

DFDS Yamaha Past Masters & BMCRC Formula 400

QUALIFYING - BEST SECTORS

SECTOR 1			SECTOR 2			IDEAL / BEST COMPARISON						
POS	NO	NAME	TIME	NO	NAME	TIME	POS	NO	NAME	IDEAL	BEST	DIFF
									PERFECT LAP	1:11.190		
1	49	BURCHELL	39.635	49	BURCHELL	31.555	1	49	BURCHELL	1:11.190	1:11.423	0.233
2	30	COOPER	40.088	90	RAPA	31.592	2	90	RAPA	1:12.068	1:13.288	1.220
3	8	BALL	40.302	30	COOPER	32.001	3	30	COOPER	1:12.089	1:12.211	0.122
4	90	RAPA	40.476	58	ROBINSON	32.084	4	8	BALL	1:12.394	1:12.394	0.000
5	67	HARVEY	40.867	8	BALL	32.092	5	67	HARVEY	1:13.060	1:13.060	0.000
6	55	MANSON-CHUBB	41.199	67	HARVEY	32.193	6	55	MANSON-CHUBB	1:13.580	1:13.580	0.000
7	27	HAYWARD	41.360	37	NORTHOVER	32.198	7	37	NORTHOVER	1:14.237	1:14.674	0.437
8	51	WHOLEY	41.436	55	MANSON-CHUBB	32.381	8	52	FLUX	1:14.445	1:14.735	0.290
9	52	FLUX	41.469	52	FLUX	32.976	9	51	WHOLEY	1:14.488	1:14.488	0.000
10	70	BURSCOUGH	41.878	51	WHOLEY	33.052	10	58	ROBINSON	1:14.611	1:14.769	0.158
11	26	LEE (ALSO F400_S)	41.907	27	HAYWARD	33.298	11	27	HAYWARD	1:14.658	1:15.204	0.546
12	37	NORTHOVER	42.039	70	BURSCOUGH	33.461	12	70	BURSCOUGH	1:15.339	1:15.339	0.000
13	60	GOUGH	42.336	12	WATT	33.656	13	26	LEE (ALSO F400_S)	1:16.416	1:16.431	0.015
14	58	ROBINSON	42.527	60	GOUGH	34.183	14	60	GOUGH	1:16.519	1:16.519	0.000
15	333	STUBBERFIELD	43.505	152	GOLDSMITH	34.217	15	12	WATT	1:17.381	1:17.381	0.000
16	69	PERRY	43.554	72	HAMILTON	34.447	16	333	STUBBERFIELD	1:18.061	1:18.068	0.007
17	12	WATT	43.725	84	ELLISON	34.459	17	69	PERRY	1:18.186	1:18.186	0.000
18	72	HAMILTON	43.999	26	LEE (ALSO F400_S)	34.509	18	72	HAMILTON	1:18.446	1:18.758	0.312
19	152	GOLDSMITH	44.323	333	STUBBERFIELD	34.556	19	152	GOLDSMITH	1:18.540	1:18.581	0.041
20	84	ELLISON	44.461	69	PERRY	34.632	20	84	ELLISON	1:18.920	1:19.453	0.533
21	17	BATE	44.507	17	BATE	34.943	21	17	BATE	1:19.450	1:20.285	0.835
22	45	MACKENZIE	44.705	45	MACKENZIE	35.421	22	45	MACKENZIE	1:20.126	1:20.126	0.000
23	161	LAYTON	46.208	161	LAYTON	36.515	23	161	LAYTON	1:22.723	1:22.723	0.000
24	75	GREASLEY	46.399	75	GREASLEY	36.938	24	75	GREASLEY	1:23.337	1:23.363	0.026
25	95	MARSHALL	48.314	73	TURNER	37.793	25	95	MARSHALL	1:26.656	1:26.656	0.000
26	46	MARSHALL	49.986	46	MARSHALL	38.141	26	46	MARSHALL	1:28.127	1:28.388	0.261
27	73	TURNER	50.851	95	MARSHALL	38.342	27	73	TURNER	1:28.644	1:29.636	0.992
28	71	BICKERSTAFF	53.468	71	BICKERSTAFF	41.347	28	71	BICKERSTAFF	1:34.815	1:35.189	0.374

BMCRC - MRO Championships 2024 - Rnd 2 @ Pembrey

DFDS Yamaha Past Masters & BMCRC Formula 400

QUALIFYING - STATISTICS

Competitors Started	28
Planned Start	2024-04-13 @ 10:41:00.000
Actual Start	2024-04-13 @ 10:46:27.201
Finish Time	2024-04-13 @ 10:56:32.467
Track Length	1.4560mi.
Total Laps	207
Total Distance Covered	301.3920mi.

Session Fastest Lap History

NO	CL	NAME	LAP TIME	TIME OF DAY	LAP	VEHICLE
52	YPM_C	Andy FLUX	1:23.363	10:47:52.592	1	Yamaha TZR 250
67	F400_M	Simon HARVEY	1:21.618	10:47:52.720	1	Kawasaki ZX4RR
8	YPM	David BALL	1:20.907	10:47:52.835	1	Yamaha TZR250
90	F400_S	Steve RAPA	1:19.144	10:48:31.748	1	Honda RVF400 (BRUCE)
37	F400_S/R	Jonny NORTHOVER	1:17.434	10:48:36.005	1	Honda CBR400RR
90	F400_S	Steve RAPA	1:15.386	10:49:47.145	2	Honda RVF400 (BRUCE)
37	F400_S/R	Jonny NORTHOVER	1:15.219	10:49:51.224	2	Honda CBR400RR
49	F400_M	William BURCHELL	1:15.038	10:50:28.389	2	Kawasaki ZXR400
49	F400_M	William BURCHELL	1:13.760	10:51:42.149	3	Kawasaki ZXR400
30	YPM	Alan COOPER	1:13.499	10:52:17.774	4	Yamaha TZR250
49	F400_M	William BURCHELL	1:11.423	10:52:53.572	4	Kawasaki ZXR400

Flag History

TYPE	TIME OF DAY
GREEN	10:46:27.201
FINISH	10:56:32.467

Flag Statistics

TYPE	COUNT	TOTAL LAPS	TOTAL TIME
Green	1	8	11:31.322
Red	0	0	0.000
Safety Car	0	0	0.000
FCY	0	0	0.000

BMCRC - MRO Championships 2024 - Rnd 2 @ Pembrey

DFDS Yamaha Past Masters & BMCRC Formula 400

QUALIFYING - STATISTICS

CLASS : F400_M

5 Starters

Fastest Lap History

NO	NAME	LAP TIME	TIME OF DAY	LAP	VEHICLE
67	Simon HARVEY	1:21.618	10:47:52.720	1	Kawasaki ZX4RR
49	William BURCHELL	1:19.398	10:49:13.351	1	Kawasaki ZXR400
49	William BURCHELL	1:15.038	10:50:28.389	2	Kawasaki ZXR400
49	William BURCHELL	1:13.760	10:51:42.149	3	Kawasaki ZXR400
49	William BURCHELL	1:11.423	10:52:53.572	4	Kawasaki ZXR400

BMCRC - MRO Championships 2024 - Rnd 2 @ Pembrey

DFDS Yamaha Past Masters & BMCRC Formula 400

QUALIFYING - STATISTICS

CLASS : F400_S

5 Starters

Fastest Lap History

NO	NAME	LAP TIME	TIME OF DAY	LAP	VEHICLE
90	Steve RAPA	1:19.144	10:48:31.748	1	Honda RVF400 (BRUCE)
90	Steve RAPA	1:15.386	10:49:47.145	2	Honda RVF400 (BRUCE)
90	Steve RAPA	1:15.231	10:51:02.365	3	Honda RVF400 (BRUCE)
90	Steve RAPA	1:13.806	10:52:16.171	4	Honda RVF400 (BRUCE)
90	Steve RAPA	1:13.557	10:53:29.727	5	Honda RVF400 (BRUCE)
90	Steve RAPA	1:13.288	10:55:56.619	7	Honda RVF400 (BRUCE)

BMCRC - MRO Championships 2024 - Rnd 2 @ Pembrey

DFDS Yamaha Past Masters & BMCRC Formula 400

QUALIFYING - STATISTICS

CLASS : F400_S/R

3 Starters

Fastest Lap History

NO	NAME	LAP TIME	TIME OF DAY	LAP	VEHICLE
55	Magnus MANSON-CHUBB	1:24.389	10:47:55.988	1	Kawasaki ZXR400L
37	Jonny NORTHOVER	1:17.434	10:48:36.005	1	Honda CBR400RR
37	Jonny NORTHOVER	1:15.219	10:49:51.224	2	Honda CBR400RR
37	Jonny NORTHOVER	1:14.674	10:53:39.574	5	Honda CBR400RR
55	Magnus MANSON-CHUBB	1:13.580	10:55:41.019	7	Kawasaki ZXR400L

BMCRC - MRO Championships 2024 - Rnd 2 @ Pembrey

DFDS Yamaha Past Masters & BMCRC Formula 400

QUALIFYING - STATISTICS

CLASS : F400_R

1 Starters

Fastest Lap History

NO	NAME	LAP TIME	TIME OF DAY	LAP	VEHICLE
69	Kobe PERRY	1:30.619	10:48:09.489	1	Kawasaki NINJA 400
69	Kobe PERRY	1:24.837	10:49:34.326	2	Kawasaki NINJA 400
69	Kobe PERRY	1:21.867	10:50:56.193	3	Kawasaki NINJA 400
69	Kobe PERRY	1:19.832	10:52:16.024	4	Kawasaki NINJA 400
69	Kobe PERRY	1:18.186	10:53:34.210	5	Kawasaki NINJA 400

BMCRC - MRO Championships 2024 - Rnd 2 @ Pembrey

DFDS Yamaha Past Masters & BMCRC Formula 400

QUALIFYING - STATISTICS

CLASS : YPM

7 Starters

Fastest Lap History

NO	NAME	LAP TIME	TIME OF DAY	LAP	VEHICLE
8	David BALL	1:20.907	10:47:52.835	1	Yamaha TZR250
8	David BALL	1:18.864	10:49:11.700	2	Yamaha TZR250
30	Alan COOPER	1:18.201	10:49:47.147	2	Yamaha TZR250
8	David BALL	1:16.483	10:50:28.183	3	Yamaha TZR250
8	David BALL	1:15.976	10:51:44.159	4	Yamaha TZR250
30	Alan COOPER	1:13.499	10:52:17.774	4	Yamaha TZR250
30	Alan COOPER	1:12.736	10:53:30.510	5	Yamaha TZR250
30	Alan COOPER	1:12.542	10:54:43.052	6	Yamaha TZR250
8	David BALL	1:12.394	10:56:42.149	8	Yamaha TZR250
30	Alan COOPER	1:12.211	10:57:08.050	8	Yamaha TZR250

BMCRC - MRO Championships 2024 - Rnd 2 @ Pembrey

DFDS Yamaha Past Masters & BMCRC Formula 400

QUALIFYING - STATISTICS

CLASS : YPM_C

6 Starters

Fastest Lap History

NO	NAME	LAP TIME	TIME OF DAY	LAP	VEHICLE
52	Andy FLUX	1:23.363	10:47:52.592	1	Yamaha TZR 250
52	Andy FLUX	1:22.368	10:49:14.960	2	Yamaha TZR 250
52	Andy FLUX	1:16.381	10:50:31.340	3	Yamaha TZR 250
52	Andy FLUX	1:15.949	10:51:47.290	4	Yamaha TZR 250
52	Andy FLUX	1:14.735	10:53:02.025	5	Yamaha TZR 250

BMCRC - MRO Championships 2024 - Rnd 2 @ Pembrey

DFDS Yamaha Past Masters & BMCRC Formula 400

QUALIFYING - STATISTICS

CLASS : YPM_R

1 Starters

Fastest Lap History

NO	NAME	LAP TIME	TIME OF DAY	LAP	VEHICLE
84	Bert ELLISON	1:31.771	10:48:08.835	1	Yamaha TZR250
84	Bert ELLISON	1:27.900	10:49:36.735	2	Yamaha TZR250
84	Bert ELLISON	1:21.644	10:52:26.982	4	Yamaha TZR250
84	Bert ELLISON	1:21.262	10:55:10.003	6	Yamaha TZR250
84	Bert ELLISON	1:19.453	10:56:29.456	7	Yamaha TZR250

BMCRC - MRO Championships 2024 - Rnd 2 @ Pembrey

DFDS Yamaha Past Masters & BMCRC Formula 400

RACE 8 - GRID (8 Laps)



ROW 10	30	100	Chris WHITLOCK	29	2	Andrew GILL	28	71	Tess BICKERSTAFF	1:35.189
ROW 9				27	73	Colvin TURNER	26	46	Kevin MARSHALL	1:29.636 1:28.388 1:26.656
ROW 8				24	75	Mason GREASLEY	23	161	Aleisha LAYTON	1:23.363 1:22.723 1:20.285
ROW 7				21	45	Marley MACKENZIE	20	84	Bert ELLISON	1:20.126 1:19.453 1:18.758
ROW 6				18	152	Sean GOLDSMITH	17	69	Kobe PERRY	1:18.581 1:18.186 1:18.068
ROW 5				15	12	Kade WATT	14	60	Danny GOUGH	1:17.381 1:16.519 1:16.431
ROW 4				12	70	Andrew BURSCOUGH	11	27	Richard HAYWARD	1:15.339 1:15.204 1:14.769
ROW 3				9	52	Andy FLUX	8	37	Jonny NORTHOVER	1:14.735 1:14.674 1:14.488
ROW 2				6	55	Magnus MANSON-CHUBB	5	90	Steve RAPA	1:13.580 1:13.288 1:13.060
ROW 1				3	8	David BALL	2	30	Alan COOPER	1:12.394 1:12.211 1:11.423
										Pole

These results are provisional until the conclusion of any judicial and technical matters.

Pembrey National: 1.4560 miles

Clerk Of Course:	Stewards:	Timekeeper:	<i>Craig Smith</i>	
------------------	-----------	-------------	--------------------	--

Results can be found at www.tsl-timing.com

Printed - 11:00 Saturday, 13 April 2024



BMCRC - MRO Championships 2024 - Rnd 2 @ Pembrey

DFDS Yamaha Past Masters & BMCRC Formula 400

RACE 8 - CLASSIFICATION

Race Distance: 8 Laps / 11.64 miles



POS	NO	CL	PIC	NAME	ENTRY	LAPS	TIME	GAP	DIFF	MPH	BEST	ON	GRD	↓↑
1	8	YPM	1	David BALL	Yamaha TZR250 - Gardiner Page and Roe pension consulte	8	9:06.210			76.77	1:05.790	4	3	2
2	51	YPM	2	Kevin WHOLEY	Yamaha TZR - Twistgrip Motorcycles	8	9:06.329	0.119	0.119	76.75	1:05.024	3	7	5
3	49	F400_M	1	William BURCHELL	Kawasaki ZXR400 - SWB Racing / RWEC / SRA / Canopy Pr	8	9:06.470	0.260	0.141	76.73	1:05.587	3	1	-2
4	30	YPM	3	Alan COOPER	Yamaha TZR250 - Twistgrip Motorcycles	8	9:16.280	10.070	9.810	75.38	1:06.601	2	2	-2
5	45	F400_M	2	Marley MACKENZIE	- Kirkcaldy Kawasaki, ELPM	8	9:25.526	19.316	9.246	74.14	1:06.941	4	21	16
6	67*	F400_M	3	Simon HARVEY	Kawasaki ZX4RR - Retirement Fund Racing	8	9:30.500	24.290	4.974	73.50	1:06.463	3	4	-2
7	58	F400_M	4	James ROBINSON	Kawasaki ZXR400 -	8	9:39.200	32.990	8.700	72.39	1:08.145	2	10	3
8	70	YPM	4	Andrew BURSCOUGH	Yamaha YPVS 350 - Mad biker designs/Martitanium	8	9:39.517	33.307	0.317	72.35	1:08.435	2	12	4
9	26	YPM	5	Damian LEE (ALSO F400_S)	Yamaha TZR250 - Leed Autos	8	9:39.805	33.595	0.288	72.32	1:08.185	2	13	4
10	90	F400_S	1	Steve RAPA	Honda RVF400 (BRUCE) - My Own Fair Hands	8	9:40.030	33.820	0.225	72.29	1:08.514	2	5	-5
11	12	F400_S	2	Kade WATT	Kawasaki NINJA 400 - 3D Racing	8	9:40.468	34.258	0.438	72.23	1:08.896	3	15	4
12	161	F400_S	3	Aleisha LAYTON	Kawasaki NINJA 400 -	8	9:44.435	38.225	3.967	71.74	1:09.145	2	23	11
13	72	YPM_C	1	John HAMILTON	Yamaha TRZ250 - LW Racing	8	9:46.999	40.789	2.564	71.43	1:09.341	4	19	6
14	333	YPM_C	2	Mark STUBBERFIELD	Yamaha TZR250 - Polished concrete London	8	9:51.041	44.831	4.042	70.94	1:10.706	4	16	2
15	69	F400_R	1	Kobe PERRY	Kawasaki NINJA 400 -	8	9:52.638	46.428	1.597	70.75	1:08.952	2	17	2
16	60	YPM_C	3	Danny GOUGH	Yamaha TZR 250 - G Force Motorcycles	8	10:00.198	53.988	7.560	69.86	1:11.057	5	14	-2
17	37	F400_SR	1	Jonny NORTHOVER	Honda CBR400RR - NSE Racing	8	10:00.449	54.239	0.251	69.83	1:11.185	3	8	-9
18	152	F400_S	4	Sean GOLDSMITH	Honda NC30 - Vanguard motorsport	8	10:01.994	55.784	1.545	69.65	1:12.649	3	18	0
19	55	F400_SR	2	Magnus MANSON-CHUBB	Kawasaki ZXR400L -	8	10:14.718	1:08.508	12.724	68.21	1:13.086	3	6	-13
20	95	F400_M	5	Greg MARSHALL	Kawasaki NINJA 400 - EBCBrakes ,HELPerformance, R&G	8	10:18.505	1:12.295	3.787	67.79	1:11.952	2	25	5
21	75	F400_SR	3	Mason GREASLEY	- Frame fast	8	10:20.506	1:14.296	2.001	67.57	1:12.681	2	24	3
22	84	YPM_R	1	Bert ELLISON	Yamaha TZR250 - Ma n pa prentice	8	10:28.855	1:22.645	8.349	66.68	1:14.884	4	20	-2
23	46	YPM_C	4	Kevin MARSHALL	Yamaha TZR250 - Stacey Processing	8	10:29.455	1:23.245	0.600	66.61	1:13.203	4	26	3
24	73	YPM_C	5	Colvin TURNER	Yamaha TZR250 -	7	9:06.405	1 Lap	1 Lap	67.15	1:12.312	2	27	3
25	71	YPM	6	Tess BICKERSTAFF	Yamaha TZR250 - Len Whalin	6	9:16.582	2 Laps	1 Lap	56.50	1:26.698	2	28	3

NOT CLASSIFIED

DNF	52	YPM_C		Andy FLUX	Yamaha TZR 250 - Mach 1 Automotive LTD	6	7:34.093	2 Laps		69.25	1:13.385	2	9	
DNF	27	YPM		Richard HAYWARD	Yamaha TZR - BC vehicle repairs/ Snap on Tools	5	5:49.153	3 Laps	1 Lap	75.06	1:07.257	2	11	

FASTEST LAP

51	YPM	Kevin WHOLEY	Yamaha TZR - Twistgrip Motorcycles	3	1:05.024	80.61 mph	129.72 kph
49	F400_M	William BURCHELL	Kawasaki ZXR400 - SWB Racing / RWEC / SRA / Canopy Pr	3	1:05.587	79.91 mph	128.61 kph
90	F400_S	Steve RAPA	Honda RVF400 (BRUCE) - My Own Fair Hands	2	1:08.514	76.50 mph	123.12 kph
69	F400_R	Kobe PERRY	Kawasaki NINJA 400 -	2	1:08.952	76.01 mph	122.33 kph
72	YPM_C	John HAMILTON	Yamaha TRZ250 - LW Racing	4	1:09.341	75.59 mph	121.65 kph
37	F400_SR	Jonny NORTHOVER	Honda CBR400RR - NSE Racing	3	1:11.185	73.63 mph	118.50 kph
84	YPM_R	Bert ELLISON	Yamaha TZR250 - Ma n pa prentice	4	1:14.884	69.99 mph	112.64 kph

Comments:

* No. 67 - 10 second penalty - jump start

Class YPM - 92.5% of Race Speed = 71.01 mph

Class F400_M - 92.5% of Race Speed = 70.97 mph

Class F400_S - 92.5% of Race Speed = 66.86 mph

Class YPM_C - 92.5% of Race Speed = 66.07 mph

Class F400_R - 92.5% of Race Speed = 65.44 mph

Class F400_S/R - 92.5% of Race Speed = 64.59 mph

Class YPM_R - 92.5% of Race Speed = 61.67 mph

Weather / Track : Drizzle / Damp

These results are provisional until the conclusion of any judicial and technical matters.

Date: 13/04/2024 Start: 14:28 Finish: 14:37

Pembrey National: 1.4560 miles

Clerk Of Course:	Stewards:	Timekeeper:	<i>Craig Smith</i>	
------------------	-----------	-------------	--------------------	--

Results can be found at www.tsl-timing.com

Printed - 14:39 Saturday, 13 April 2024



BMCRC - MRO Championships 2024 - Rnd 2 @ Pembrey

DFDS Yamaha Past Masters & BMCRC Formula 400

RACE 8 - LAP CHART

LAP 1 @ 14:29:47.830

NO	BEHIND	LAP TIME
49		1:10.849
67	0.962	1:11.811
51	1.292	1:12.141
30	1.733	1:12.582
8	1.870	1:12.719
58	2.841	1:13.690
26	3.797	1:14.646
45	5.186	1:16.035
27	6.008	1:16.857
55	7.052	1:17.901
161	7.153	1:18.002
70	7.233	1:18.082
69	7.629	1:18.478
12	7.768	1:18.617
90	7.867	1:18.716
52	8.212	1:19.061
37	8.456	1:19.305
333	8.823	1:19.672
72	8.963	1:19.812
152	9.771	1:20.620
75	10.233	1:21.082
60	10.355	1:21.204
95	11.074	1:21.923
73	11.150	1:21.999
84	12.414	1:23.263
46	13.011	1:23.860
71	21.842	1:32.691

LAP 2 @ 14:30:54.010

NO	BEHIND	LAP TIME
49		1:06.180
51	1.510	1:06.398
67	1.783	1:07.001
8	1.952	1:06.262
30	2.154	1:06.601
58	4.806	1:08.145
26	5.802	1:08.185
45	5.994	1:06.988
27	7.085	1:07.257
70	9.488	1:08.435
161	10.118	1:09.145
90	10.201	1:08.514
69	10.401	1:08.952
12	12.268	1:10.680
37	14.564	1:12.288
55	14.833	1:13.961
333	14.956	1:12.313
72	15.121	1:12.338
52	15.417	1:13.385
60	15.529	1:11.354
152	16.352	1:12.761
75	16.734	1:12.681
95	16.846	1:11.952
73	17.282	1:12.312
84	21.516	1:15.282
46	21.676	1:14.845
71	42.360	1:26.698

LAP 3 @ 14:31:59.597

NO	BEHIND	LAP TIME
49		1:05.587
51	0.947	1:05.024

67	2.659	1:06.463
8	2.930	1:06.565
30	3.724	1:07.157
45	7.386	1:06.979
58	7.903	1:08.684
26	8.740	1:08.525
27	8.974	1:07.476
70	13.456	1:09.555
90	13.969	1:09.355
161	14.237	1:09.706
69	14.408	1:09.594
12	15.577	1:08.896
37	20.162	1:11.185
55	22.332	1:13.086
72	22.540	1:13.006
333	22.812	1:13.443
60	22.897	1:12.955
152	23.414	1:12.649
52	23.681	1:13.851
95	23.913	1:12.654
73	24.572	1:12.877
75	25.028	1:13.881
46	30.425	1:14.336
84	31.942	1:16.013

LAP 4 @ 14:33:06.881

NO	BEHIND	LAP TIME
49		1:07.284
51	0.488	1:06.825
8	1.436	1:05.790
71	1 Lap	1:32.003
67	2.685	1:07.310
30	3.142	1:06.702
45	7.043	1:06.941
58	10.167	1:09.548
27	10.663	1:08.973
26	10.949	1:09.493
70	16.301	1:10.129
90	16.505	1:09.820
161	16.646	1:09.693
69	16.823	1:09.699
12	17.555	1:09.262
37	24.492	1:11.614
72	24.597	1:09.341
333	26.234	1:10.706
60	26.745	1:11.132
152	29.270	1:13.140
55	29.621	1:14.573
95	29.943	1:13.314
75	30.479	1:12.735
52	30.573	1:14.176
73	32.330	1:15.042
46	36.344	1:13.203
84	39.542	1:14.884

LAP 5 @ 14:34:13.563

NO	BEHIND	LAP TIME
49		1:06.682
51	0.731	1:06.925
8	2.146	1:07.392
67	5.368	1:09.365
30	5.574	1:09.114
45	7.440	1:07.079
27	12.571	1:08.590
58	14.347	1:10.862

26	14.934	1:10.667
70	20.756	1:11.137
90	20.989	1:11.166
161	21.054	1:11.090
12	21.248	1:10.375
69	21.357	1:11.216
71	1 Lap	1:32.701
72	27.999	1:10.084
37	29.030	1:11.220
333	30.304	1:10.752
60	31.120	1:11.057
152	35.476	1:12.888
95	37.536	1:14.275
55	37.980	1:15.041
52	38.937	1:15.046
75	39.060	1:15.263
73	42.852	1:17.204
46	44.751	1:15.089
84	48.206	1:15.346

LAP 6 @ 14:35:22.434

NO	BEHIND	LAP TIME
49		1:08.871
51	0.077	1:08.217
8	1.018	1:07.743
30	5.633	1:08.930
45	7.171	1:08.602
67	8.168	1:11.671
58	20.991	1:15.515
26	21.743	1:15.680
90	23.862	1:11.744
12	24.094	1:11.717
161	25.076	1:12.893
70	25.167	1:13.282
69	28.589	1:16.103
72	31.874	1:12.746
37	34.608	1:14.449
333	35.156	1:13.723
60	35.985	1:13.736
152	42.213	1:15.608
55	46.928	1:17.819
95	47.048	1:18.383
75	48.525	1:18.336
52	48.640	1:18.574
71	1 Lap	1:33.924
73	54.191	1:20.210
46	54.788	1:18.908
84	55.172	1:15.837

LAP 7 @ 14:36:31.717

NO	BEHIND	LAP TIME
49		1:09.283
51	0.298	1:09.504
8	0.994	1:09.259
30	7.090	1:10.740
67	8.861	1:09.976
45	8.913	1:11.025
26	26.840	1:14.380
58	27.225	1:15.517
90	28.083	1:13.504
70	28.381	1:12.497
12	28.471	1:13.660
161	31.013	1:15.220
69	36.721	1:17.415
72	36.758	1:14.167

333	40.741	1:14.868
37	40.854	1:15.529
60	43.654	1:16.952
152	48.414	1:15.484
55	57.110	1:19.465
95	59.867	1:22.102
75	1:01.415	1:22.173
84	1:10.235	1:24.346
46	1:10.729	1:25.224

LAP 8 @ 14:37:43.191

NO	BEHIND	LAP TIME
8		1:10.480
51	0.119	1:11.295
73	1 Lap	1:26.761
49	0.260	1:11.734
30	10.070	1:14.454
71	2 Laps	1:38.565
67	14.290	1:16.903
45	19.316	1:21.877
58	32.990	1:17.239
70	33.307	1:16.400
26	33.595	1:18.229
90	33.820	1:17.211
12	34.258	1:17.261
161	38.225	1:18.686
72	40.789	1:15.505
333	44.831	1:15.564
69	46.428	1:21.181
60	53.988	1:21.808
37	54.239	1:24.859
152	55.784	1:18.844
55	1:08.508	1:22.872
95	1:12.295	1:23.902
75	1:14.296	1:24.355
84	1:22.645	1:23.884
46	1:23.245	1:23.990

BMCRC - MRO Championships 2024 - Rnd 2 @ Pembrey

DFDS Yamaha Past Masters & BMCRC Formula 400

RACE 8 - POSITION CHART

No	Name	Lap Pos	Lap								
			1	2	3	4	5	6	7	8	
49	BURCHELL	1	49	49	49	49	49	49	49	49	8
30	COOPER	2	67	51	51	51	51	51	51	51	51
8	BALL	3	51	67	67	8	8	8	8	8	49
67	HARVEY	4	30	8	8	67	67	30	30	30	30
90	RAPA	5	8	30	30	30	30	45	67	67	67
55	MANSON-CHUBB	6	58	58	45	45	45	67	45	45	45
51	WHOLEY	7	26	26	58	58	27	58	26	58	58
37	NORTHOVER	8	45	45	26	27	58	26	58	70	70
52	FLUX	9	27	27	27	26	26	90	90	26	26
58	ROBINSON	10	55	70	70	70	70	12	70	90	90
27	HAYWARD	11	161	161	90	90	90	161	12	12	12
70	BURSCOUGH	12	70	90	161	161	161	70	161	161	161
26	LEE (ALSO F400_S)	13	69	69	69	69	12	69	69	72	72
60	GOUGH	14	12	12	12	12	69	72	72	333	333
12	WATT	15	90	37	37	37	72	37	333	69	69
333	STUBBERFIELD	16	52	55	55	72	37	333	37	60	60
69	PERRY	17	37	333	72	333	333	60	60	37	37
152	GOLDSMITH	18	333	72	333	60	60	152	152	152	152
72	HAMILTON	19	72	52	60	152	152	55	55	55	55
84	ELLISON	20	152	60	152	55	95	95	95	95	95
45	MACKENZIE	21	75	152	52	95	55	75	75	75	75
161	LAYTON	22	60	75	95	75	52	52	84	84	84
75	GREASLEY	23	95	95	73	52	75	73	46	46	46
95	MARSHALL	24	73	73	75	73	73	46	73	73	73
46	MARSHALL	25	84	84	46	46	46	84	84	84	84
73	TURNER	26	46	46	84	84	84	71	71	71	71
71	BICKERSTAFF	27	71	71	71	71	71	71	71	71	71

BMCRC - MRO Championships 2024 - Rnd 2 @ Pembrey

DFDS Yamaha Past Masters & BMCRC Formula 400

RACE 8 - SECTOR ANALYSIS



SECTOR 1 = FL to I1, SECTOR 2 = I1 to FL, DIFF = Difference To Personal Best Lap, P = Crossed Finish Line in Pit Lane, D = Time Disallowed

P1		8 YPM		David BALL		Yamaha TZR250 - Gardiner Page and Roe pension consultants	
IDEAL LAP TIME : 1:05.368		BEST LAP TIME : 1:05.790		DIFFERENCE : 0.422			
LAP	SECTOR 1	SECTOR 2	LAP TIME	MPH	DIFF	TIME OF DAY	
1 -		29.449	1:12.719	72.08	6.929	14:29:49.700	
2 -	36.893	29.369	1:06.262 (2)	79.10	0.472	14:30:55.962	
3 -	37.356	29.209	1:06.565 (3)	78.74	0.775	14:32:02.527	
4 -	36.159	29.631	1:05.790 (1)	79.67		14:33:08.317	
5 -	37.390	30.002	1:07.392	77.77	1.602	14:34:15.709	
6 -	37.487	30.256	1:07.743	77.37	1.953	14:35:23.452	
7 -	38.288	30.971	1:09.259	75.68	3.469	14:36:32.711	
8 -	39.052	31.428	1:10.480	74.37	4.690	14:37:43.191	

P2		51 YPM		Kevin WHOLEY		Yamaha TZR - Twistgrip Motorcycles	
IDEAL LAP TIME : 1:05.024		BEST LAP TIME : 1:05.024		DIFFERENCE : 0.000			
LAP	SECTOR 1	SECTOR 2	LAP TIME	MPH	DIFF	TIME OF DAY	
1 -		29.307	1:12.141	72.65	7.117	14:29:49.122	
2 -	37.220	29.178	1:06.398 (2)	78.94	1.374	14:30:55.520	
3 -	35.946	29.078	1:05.024 (1)	80.61		14:32:00.544	
4 -	36.770	30.055	1:06.825 (3)	78.43	1.801	14:33:07.369	
5 -	37.647	29.278	1:06.925	78.32	1.901	14:34:14.294	
6 -	37.744	30.473	1:08.217	76.83	3.193	14:35:22.511	
7 -	39.014	30.490	1:09.504	75.41	4.480	14:36:32.015	
8 -	40.092	31.203	1:11.295	73.51	6.271	14:37:43.310	

P3		49 F400_M		William BURCHELL		Kawasaki ZXR400 - SWB Racing / RWEC / SRA / Canopy Pro	
IDEAL LAP TIME : 1:05.587		BEST LAP TIME : 1:05.587		DIFFERENCE : 0.000			
LAP	SECTOR 1	SECTOR 2	LAP TIME	MPH	DIFF	TIME OF DAY	
1 -		29.462	1:10.849	73.98	5.262	14:29:47.830	
2 -	36.587	29.593	1:06.180 (2)	79.20	0.593	14:30:54.010	
3 -	36.362	29.225	1:05.587 (1)	79.91		14:31:59.597	
4 -	37.183	30.101	1:07.284	77.90	1.697	14:33:06.881	
5 -	36.987	29.695	1:06.682 (3)	78.60	1.095	14:34:13.563	
6 -	37.973	30.898	1:08.871	76.10	3.284	14:35:22.434	
7 -	38.431	30.852	1:09.283	75.65	3.696	14:36:31.717	
8 -	39.068	32.666	1:11.734	73.06	6.147	14:37:43.451	

P4		30 YPM		Alan COOPER		Yamaha TZR250 - Twistgrip Motorcycles	
IDEAL LAP TIME : 1:06.113		BEST LAP TIME : 1:06.601		DIFFERENCE : 0.488			
LAP	SECTOR 1	SECTOR 2	LAP TIME	MPH	DIFF	TIME OF DAY	
1 -		29.612	1:12.582	72.21	5.981	14:29:49.563	
2 -	37.390	29.211	1:06.601 (1)	78.70		14:30:56.164	
3 -	37.975	29.182	1:07.157 (3)	78.04	0.556	14:32:03.321	
4 -	36.931	29.771	1:06.702 (2)	78.58	0.101	14:33:10.023	
5 -	39.102	30.012	1:09.114	75.83	2.513	14:34:19.137	
6 -	38.031	30.899	1:08.930	76.04	2.329	14:35:28.067	
7 -	38.861	31.879	1:10.740	74.09	4.139	14:36:38.807	
8 -	41.625	32.829	1:14.454	70.40	7.853	14:37:53.261	

P5		45 F400_M		Marley MACKENZIE		- Kirkcaldy Kawasaki, ELPM	
IDEAL LAP TIME : 1:06.510		BEST LAP TIME : 1:06.941		DIFFERENCE : 0.431			
LAP	SECTOR 1	SECTOR 2	LAP TIME	MPH	DIFF	TIME OF DAY	
1 -		30.038	1:16.035	68.93	9.094	14:29:53.016	
2 -	37.252	29.736	1:06.988 (3)	78.24	0.047	14:31:00.004	
3 -	37.013	29.966	1:06.979 (2)	78.25	0.038	14:32:06.983	
4 -	37.006	29.935	1:06.941 (1)	78.30		14:33:13.924	
5 -	37.575	29.504	1:07.079	78.14	0.138	14:34:21.003	
6 -	38.149	30.453	1:08.602	76.40	1.661	14:35:29.605	
7 -	38.936	32.089	1:11.025	73.79	4.084	14:36:40.630	
8 -	44.938	36.939	1:21.877	64.01	14.936	14:38:02.507	

BMCRC - MRO Championships 2024 - Rnd 2 @ Pembrey

DFDS Yamaha Past Masters & BMCRC Formula 400

RACE 8 - SECTOR ANALYSIS



SECTOR 1 = FL to I1, SECTOR 2 = I1 to FL, DIFF = Difference To Personal Best Lap, P = Crossed Finish Line in Pit Lane, D = Time Disallowed

P6 67 F400_M Simon HARVEY		Kawasaki ZX4RR - Retirement Fund Racing				
IDEAL LAP TIME : 1:06.463		BEST LAP TIME : 1:06.463		DIFFERENCE : 0.000		
LAP	SECTOR 1	SECTOR 2	LAP TIME	MPH	DIFF	TIME OF DAY
1 -		29.944	1:11.811	72.99	5.348	14:29:48.792
2 -	37.351	29.650	1:07.001 (2)	78.23	0.538	14:30:55.793
3 -	36.914	29.549	1:06.463 (1)	78.86		14:32:02.256
4 -	37.435	29.875	1:07.310 (3)	77.87	0.847	14:33:09.566
5 -	39.178	30.187	1:09.365	75.56	2.902	14:34:18.931
6 -	40.454	31.217	1:11.671	73.13	5.208	14:35:30.602
7 -	38.897	31.079	1:09.976	74.90	3.513	14:36:40.578
8 -	43.199	33.704	1:16.903	68.15	10.440	14:37:57.481

P7 58 F400_M James ROBINSON		Kawasaki ZXR400 -				
IDEAL LAP TIME : 1:08.081		BEST LAP TIME : 1:08.145		DIFFERENCE : 0.064		
LAP	SECTOR 1	SECTOR 2	LAP TIME	MPH	DIFF	TIME OF DAY
1 -		30.073	1:13.690	71.13	5.545	14:29:50.671
2 -	38.008	30.137	1:08.145 (1)	76.91		14:30:58.816
3 -	38.026	30.658	1:08.684 (2)	76.31	0.539	14:32:07.500
4 -	38.832	30.716	1:09.548 (3)	75.36	1.403	14:33:17.048
5 -	39.941	30.921	1:10.862	73.96	2.717	14:34:27.910
6 -	42.377	33.138	1:15.515	69.41	7.370	14:35:43.425
7 -	43.065	32.452	1:15.517	69.40	7.372	14:36:58.942
8 -	43.100	34.139	1:17.239	67.86	9.094	14:38:16.181

P8 70 YPM Andrew BURSCOUGH		Yamaha YPVS 350 - Mad biker designs/Martitanium				
IDEAL LAP TIME : 1:08.435		BEST LAP TIME : 1:08.435		DIFFERENCE : 0.000		
LAP	SECTOR 1	SECTOR 2	LAP TIME	MPH	DIFF	TIME OF DAY
1 -		31.419	1:18.082	67.12	9.647	14:29:55.063
2 -	37.561	30.874	1:08.435 (1)	76.59		14:31:03.498
3 -	38.237	31.318	1:09.555 (2)	75.35	1.120	14:32:13.053
4 -	38.558	31.571	1:10.129 (3)	74.74	1.694	14:33:23.182
5 -	38.455	32.682	1:11.137	73.68	2.702	14:34:34.319
6 -	40.493	32.789	1:13.282	71.52	4.847	14:35:47.601
7 -	40.090	32.407	1:12.497	72.30	4.062	14:37:00.098
8 -	42.139	34.261	1:16.400	68.60	7.965	14:38:16.498

P9 26 YPM Damian LEE (ALSO F400_S)		Yamaha TZR250 - Leed Autos				
IDEAL LAP TIME : 1:07.945		BEST LAP TIME : 1:08.185		DIFFERENCE : 0.240		
LAP	SECTOR 1	SECTOR 2	LAP TIME	MPH	DIFF	TIME OF DAY
1 -		30.681	1:14.646	70.21	6.461	14:29:51.627
2 -	37.349	30.836	1:08.185 (1)	76.87		14:30:59.812
3 -	37.929	30.596	1:08.525 (2)	76.49	0.340	14:32:08.337
4 -	38.311	31.182	1:09.493 (3)	75.42	1.308	14:33:17.830
5 -	39.451	31.216	1:10.667	74.17	2.482	14:34:28.497
6 -	42.393	33.287	1:15.680	69.26	7.495	14:35:44.177
7 -	40.594	33.786	1:14.380	70.47	6.195	14:36:58.557
8 -	43.045	35.184	1:18.229	67.00	10.044	14:38:16.786

P10 90 F400_S Steve RAPA		Honda RVF400 (BRUCE) - My Own Fair Hands				
IDEAL LAP TIME : 1:08.514		BEST LAP TIME : 1:08.514		DIFFERENCE : 0.000		
LAP	SECTOR 1	SECTOR 2	LAP TIME	MPH	DIFF	TIME OF DAY
1 -		31.261	1:18.716	66.58	10.202	14:29:55.697
2 -	37.815	30.699	1:08.514 (1)	76.50		14:31:04.211
3 -	38.271	31.084	1:09.355 (2)	75.57	0.841	14:32:13.566
4 -	38.379	31.441	1:09.820 (3)	75.07	1.306	14:33:23.386
5 -	39.444	31.722	1:11.166	73.65	2.652	14:34:34.552
6 -	40.173	31.571	1:11.744	73.05	3.230	14:35:46.296
7 -	40.713	32.791	1:13.504	71.31	4.990	14:36:59.800
8 -	43.489	33.722	1:17.211	67.88	8.697	14:38:17.011

BMCRC - MRO Championships 2024 - Rnd 2 @ Pembrey

DFDS Yamaha Past Masters & BMCRC Formula 400

RACE 8 - SECTOR ANALYSIS



SECTOR 1 = FL to I1, SECTOR 2 = I1 to FL, DIFF = Difference To Personal Best Lap, P = Crossed Finish Line in Pit Lane, D = Time Disallowed

P11 12 F400_S Kade WATT			Kawasaki NINJA 400 - 3D Racing			
IDEAL LAP TIME : 1:08.896		BEST LAP TIME : 1:08.896		DIFFERENCE : 0.000		
LAP	SECTOR 1	SECTOR 2	LAP TIME	MPH	DIFF	TIME OF DAY
1 -		31.655	1:18.617	66.67	9.721	14:29:55.598
2 -	39.477	31.203	1:10.680	74.15	1.784	14:31:06.278
3 -	38.398	30.498	1:08.896 (1)	76.07		14:32:15.174
4 -	38.586	30.676	1:09.262 (2)	75.67	0.366	14:33:24.436
5 -	38.602	31.773	1:10.375 (3)	74.48	1.479	14:34:34.811
6 -	40.155	31.562	1:11.717	73.08	2.821	14:35:46.528
7 -	40.760	32.900	1:13.660	71.15	4.764	14:37:00.188
8 -	43.148	34.113	1:17.261	67.84	8.365	14:38:17.449

P12 161 F400_S Aleisha LAYTON			Kawasaki NINJA 400 -			
IDEAL LAP TIME : 1:08.883		BEST LAP TIME : 1:09.145		DIFFERENCE : 0.262		
LAP	SECTOR 1	SECTOR 2	LAP TIME	MPH	DIFF	TIME OF DAY
1 -		31.558	1:18.002	67.19	8.857	14:29:54.983
2 -	37.979	31.166	1:09.145 (1)	75.80		14:31:04.128
3 -	38.802	30.904	1:09.706 (3)	75.19	0.561	14:32:13.834
4 -	38.659	31.034	1:09.693 (2)	75.20	0.548	14:33:23.527
5 -	38.400	32.690	1:11.090	73.73	1.945	14:34:34.617
6 -	40.528	32.365	1:12.893	71.90	3.748	14:35:47.510
7 -	41.892	33.328	1:15.220	69.68	6.075	14:37:02.730
8 -	43.468	35.218	1:18.686	66.61	9.541	14:38:21.416

P13 72 YPM_C John HAMILTON			Yamaha TRZ250 - LW Racing			
IDEAL LAP TIME : 1:09.341		BEST LAP TIME : 1:09.341		DIFFERENCE : 0.000		
LAP	SECTOR 1	SECTOR 2	LAP TIME	MPH	DIFF	TIME OF DAY
1 -		31.968	1:19.812	65.67	10.471	14:29:56.793
2 -	39.802	32.536	1:12.338 (3)	72.45	2.997	14:31:09.131
3 -	40.609	32.397	1:13.006	71.79	3.665	14:32:22.137
4 -	38.314	31.027	1:09.341 (1)	75.59		14:33:31.478
5 -	38.785	31.299	1:10.084 (2)	74.79	0.743	14:34:41.562
6 -	39.173	33.573	1:12.746	72.05	3.405	14:35:54.308
7 -	40.761	33.406	1:14.167	70.67	4.826	14:37:08.475
8 -	42.171	33.334	1:15.505	69.42	6.164	14:38:23.980

P14 333 YPM_C Mark STUBBERFIELD			Yamaha TZR250 - Polished concrete London			
IDEAL LAP TIME : 1:10.568		BEST LAP TIME : 1:10.706		DIFFERENCE : 0.138		
LAP	SECTOR 1	SECTOR 2	LAP TIME	MPH	DIFF	TIME OF DAY
1 -		31.557	1:19.672	65.78	8.966	14:29:56.653
2 -	40.165	32.148	1:12.313 (3)	72.48	1.607	14:31:08.966
3 -	41.268	32.175	1:13.443	71.36	2.737	14:32:22.409
4 -	39.159	31.547	1:10.706 (1)	74.13		14:33:33.115
5 -	39.343	31.409	1:10.752 (2)	74.08	0.046	14:34:43.867
6 -	40.160	33.563	1:13.723	71.09	3.017	14:35:57.590
7 -	41.679	33.189	1:14.868	70.01	4.162	14:37:12.458
8 -	41.969	33.595	1:15.564	69.36	4.858	14:38:28.022

P15 69 F400_R Kobe PERRY			Kawasaki NINJA 400 -			
IDEAL LAP TIME : 1:08.527		BEST LAP TIME : 1:08.952		DIFFERENCE : 0.425		
LAP	SECTOR 1	SECTOR 2	LAP TIME	MPH	DIFF	TIME OF DAY
1 -		32.168	1:18.478	66.79	9.526	14:29:55.459
2 -	37.562	31.390	1:08.952 (1)	76.01		14:31:04.411
3 -	38.629	30.965	1:09.594 (2)	75.31	0.642	14:32:14.005
4 -	38.180	31.519	1:09.699 (3)	75.20	0.747	14:33:23.704
5 -	38.802	32.414	1:11.216	73.60	2.264	14:34:34.920
6 -	42.947	33.156	1:16.103	68.87	7.151	14:35:51.023
7 -	42.578	34.837	1:17.415	67.70	8.463	14:37:08.438
8 -	45.108	36.073	1:21.181	64.56	12.229	14:38:29.619

BMCRC - MRO Championships 2024 - Rnd 2 @ Pembrey

DFDS Yamaha Past Masters & BMCRC Formula 400

RACE 8 - SECTOR ANALYSIS



SECTOR 1 = FL to I1, SECTOR 2 = I1 to FL, DIFF = Difference To Personal Best Lap, P = Crossed Finish Line in Pit Lane, D = Time Disallowed

P16 60 YPM_C Danny GOUGH			Yamaha TZR 250 - G Force Motorcycles			
IDEAL LAP TIME : 1:10.734		BEST LAP TIME : 1:11.057		DIFFERENCE : 0.323		
LAP	SECTOR 1	SECTOR 2	LAP TIME	MPH	DIFF	TIME OF DAY
1 -		32.679	1:21.204	64.54	10.147	14:29:58.185
2 -	39.034	32.320	1:11.354 (3)	73.45	0.297	14:31:09.539
3 -	40.767	32.188	1:12.955	71.84	1.898	14:32:22.494
4 -	39.167	31.965	1:11.132 (2)	73.68	0.075	14:33:33.626
5 -	39.357	31.700	1:11.057 (1)	73.76		14:34:44.683
6 -	40.927	32.809	1:13.736	71.08	2.679	14:35:58.419
7 -	42.313	34.639	1:16.952	68.11	5.895	14:37:15.371
8 -	44.849	36.959	1:21.808	64.07	10.751	14:38:37.179

P17 37 F400_S/F Jonny NORTHOVER			Honda CBR400RR - NSE Racing			
IDEAL LAP TIME : 1:10.918		BEST LAP TIME : 1:11.185		DIFFERENCE : 0.267		
LAP	SECTOR 1	SECTOR 2	LAP TIME	MPH	DIFF	TIME OF DAY
1 -		32.006	1:19.305	66.09	8.120	14:29:56.286
2 -	40.128	32.160	1:12.288	72.50	1.103	14:31:08.574
3 -	39.457	31.728	1:11.185 (1)	73.63		14:32:19.759
4 -	39.863	31.751	1:11.614 (3)	73.19	0.429	14:33:31.373
5 -	39.759	31.461	1:11.220 (2)	73.59	0.035	14:34:42.593
6 -	41.037	33.412	1:14.449	70.40	3.264	14:35:57.042
7 -	41.548	33.981	1:15.529	69.39	4.344	14:37:12.571
8 -	49.094	35.765	1:24.859	61.76	13.674	14:38:37.430

P18 152 F400_S Sean GOLDSMITH			Honda NC30 - Vanguard motorsport			
IDEAL LAP TIME : 1:12.444		BEST LAP TIME : 1:12.649		DIFFERENCE : 0.205		
LAP	SECTOR 1	SECTOR 2	LAP TIME	MPH	DIFF	TIME OF DAY
1 -		32.302	1:20.620	65.01	7.971	14:29:57.601
2 -	40.164	32.597	1:12.761 (2)	72.03	0.112	14:31:10.362
3 -	40.369	32.280	1:12.649 (1)	72.14		14:32:23.011
4 -	40.291	32.849	1:13.140	71.66	0.491	14:33:36.151
5 -	40.399	32.489	1:12.888 (3)	71.91	0.239	14:34:49.039
6 -	41.966	33.642	1:15.608	69.32	2.959	14:36:04.647
7 -	41.801	33.683	1:15.484	69.43	2.835	14:37:20.131
8 -	44.027	34.817	1:18.844	66.48	6.195	14:38:38.975

P19 55 F400_S/F Magnus MANSON-CHUBB			Kawasaki ZXR400L -			
IDEAL LAP TIME : 1:12.917		BEST LAP TIME : 1:13.086		DIFFERENCE : 0.169		
LAP	SECTOR 1	SECTOR 2	LAP TIME	MPH	DIFF	TIME OF DAY
1 -		32.228	1:17.901	67.28	4.815	14:29:54.882
2 -	41.237	32.724	1:13.961 (2)	70.86	0.875	14:31:08.843
3 -	40.689	32.397	1:13.086 (1)	71.71		14:32:21.929
4 -	42.060	32.513	1:14.573 (3)	70.28	1.487	14:33:36.502
5 -	42.026	33.015	1:15.041	69.84	1.955	14:34:51.543
6 -	43.548	34.271	1:17.819	67.35	4.733	14:36:09.362
7 -	43.957	35.508	1:19.465	65.96	6.379	14:37:28.827
8 -	45.223	37.649	1:22.872	63.24	9.786	14:38:51.699

P20 95 F400_M Greg MARSHALL			Kawasaki NINJA 400 - EBCBrakes ,HELPerformance, R&G			
IDEAL LAP TIME : 1:11.952		BEST LAP TIME : 1:11.952		DIFFERENCE : 0.000		
LAP	SECTOR 1	SECTOR 2	LAP TIME	MPH	DIFF	TIME OF DAY
1 -		32.465	1:21.923	63.98	9.971	14:29:58.904
2 -	40.175	31.777	1:11.952 (1)	72.84		14:31:10.856
3 -	40.235	32.419	1:12.654 (2)	72.14	0.702	14:32:23.510
4 -	41.456	31.858	1:13.314 (3)	71.49	1.362	14:33:36.824
5 -	41.488	32.787	1:14.275	70.57	2.323	14:34:51.099
6 -	43.578	34.805	1:18.383	66.87	6.431	14:36:09.482
7 -	45.430	36.672	1:22.102	63.84	10.150	14:37:31.584
8 -	46.783	37.119	1:23.902	62.47	11.950	14:38:55.486

BMCRC - MRO Championships 2024 - Rnd 2 @ Pembrey

DFDS Yamaha Past Masters & BMCRC Formula 400

RACE 8 - SECTOR ANALYSIS



SECTOR 1 = FL to I1, SECTOR 2 = I1 to FL, DIFF = Difference To Personal Best Lap, P = Crossed Finish Line in Pit Lane, D = Time Disallowed

P21 75 F400_S/F Mason GREASLEY			- Frame fast			
IDEAL LAP TIME : 1:12.312		BEST LAP TIME : 1:12.681		DIFFERENCE : 0.369		
LAP	SECTOR 1	SECTOR 2	LAP TIME	MPH	DIFF	TIME OF DAY
1 -		32.396	1:21.082	64.64	8.401	14:29:58.063
2 -	39.916	32.765	1:12.681 (1)	72.11		14:31:10.744
3 -	40.285	33.596	1:13.881 (3)	70.94	1.200	14:32:24.625
4 -	39.932	32.803	1:12.735 (2)	72.06	0.054	14:33:37.360
5 -	41.222	34.041	1:15.263	69.64	2.582	14:34:52.623
6 -	42.879	35.457	1:18.336	66.91	5.655	14:36:10.959
7 -	44.304	37.869	1:22.173	63.78	9.492	14:37:33.132
8 -	45.797	38.558	1:24.355	62.13	11.674	14:38:57.487

P22 84 YPM_R Bert ELLISON			Yamaha TZR250 - Ma n pa prentice			
IDEAL LAP TIME : 1:14.308		BEST LAP TIME : 1:14.884		DIFFERENCE : 0.576		
LAP	SECTOR 1	SECTOR 2	LAP TIME	MPH	DIFF	TIME OF DAY
1 -		33.343	1:23.263	62.95	8.379	14:30:00.244
2 -	41.625	33.657	1:15.282 (2)	69.62	0.398	14:31:15.526
3 -	42.596	33.417	1:16.013	68.95	1.129	14:32:31.539
4 -	42.084	32.800	1:14.884 (1)	69.99		14:33:46.423
5 -	42.217	33.129	1:15.346 (3)	69.56	0.462	14:35:01.769
6 -	41.508	34.329	1:15.837	69.11	0.953	14:36:17.606
7 -	47.276	37.070	1:24.346	62.14	9.462	14:37:41.952
8 -	45.644	38.240	1:23.884	62.48	9.000	14:39:05.836

P23 46 YPM_C Kevin MARSHALL			Yamaha TZR250 - Stacey Processing			
IDEAL LAP TIME : 1:13.203		BEST LAP TIME : 1:13.203		DIFFERENCE : 0.000		
LAP	SECTOR 1	SECTOR 2	LAP TIME	MPH	DIFF	TIME OF DAY
1 -		33.271	1:23.860	62.50	10.657	14:30:00.841
2 -	41.883	32.962	1:14.845 (3)	70.03	1.642	14:31:15.686
3 -	41.011	33.325	1:14.336 (2)	70.51	1.133	14:32:30.022
4 -	40.598	32.605	1:13.203 (1)	71.60		14:33:43.225
5 -	40.909	34.180	1:15.089	69.80	1.886	14:34:58.314
6 -	44.144	34.764	1:18.908	66.42	5.705	14:36:17.222
7 -	47.330	37.894	1:25.224	61.50	12.021	14:37:42.446
8 -	46.908	37.082	1:23.990	62.40	10.787	14:39:06.436

P24 73 YPM_C Colvin TURNER			Yamaha TZR250 -			
IDEAL LAP TIME : 1:12.201		BEST LAP TIME : 1:12.312		DIFFERENCE : 0.111		
LAP	SECTOR 1	SECTOR 2	LAP TIME	MPH	DIFF	TIME OF DAY
1 -		32.018	1:21.999	63.92	9.687	14:29:58.980
2 -	40.238	32.074	1:12.312 (1)	72.48		14:31:11.292
3 -	40.183	32.694	1:12.877 (2)	71.92	0.565	14:32:24.169
4 -	41.605	33.437	1:15.042 (3)	69.84	2.730	14:33:39.211
5 -	42.625	34.579	1:17.204	67.89	4.892	14:34:56.415
6 -	45.313	34.897	1:20.210	65.34	7.898	14:36:16.625
7 -	48.609	38.152	1:26.761	60.41	14.449	14:37:43.386

P25 71 YPM Tess BICKERSTAFF			Yamaha TZR250 - Len Whalin			
IDEAL LAP TIME : 1:25.047		BEST LAP TIME : 1:26.698		DIFFERENCE : 1.651		
LAP	SECTOR 1	SECTOR 2	LAP TIME	MPH	DIFF	TIME OF DAY
1 -		37.029	1:32.691	56.54	5.993	14:30:09.672
2 -	48.018	38.680	1:26.698 (1)	60.45		14:31:36.370
3 -	50.201	41.802	1:32.003 (2)	56.97	5.305	14:33:08.373
4 -	50.916	41.785	1:32.701 (3)	56.54	6.003	14:34:41.074
5 -	53.411	40.513	1:33.924	55.80	7.226	14:36:14.998
6 -	54.765	43.800	1:38.565	53.17	11.867	14:37:53.563

BMCRC - MRO Championships 2024 - Rnd 2 @ Pembrey

DFDS Yamaha Past Masters & BMCRC Formula 400

RACE 8 - SECTOR ANALYSIS



SECTOR 1 = FL to I1, SECTOR 2 = I1 to FL, DIFF = Difference To Personal Best Lap, P = Crossed Finish Line in Pit Lane, D = Time Disallowed

P26 52 YPM_C Andy FLUX			Yamaha TZR 250 - Mach 1 Automotive LTD			
IDEAL LAP TIME : 1:12.514		BEST LAP TIME : 1:13.385	DIFFERENCE : 0.871			
LAP	SECTOR 1	SECTOR 2	LAP TIME	MPH	DIFF	TIME OF DAY
1 -		32.833	1:19.061	66.29	5.676	14:29:56.042
2 -	40.219	33.166	1:13.385 (1)	71.42		14:31:09.427
3 -	41.226	32.625	1:13.851 (2)	70.97	0.466	14:32:23.278
4 -	41.881	32.295	1:14.176 (3)	70.66	0.791	14:33:37.454
5 -	41.431	33.615	1:15.046	69.84	1.661	14:34:52.500
6 -	43.218	35.356	1:18.574	66.70	5.189	14:36:11.074

P27 27 YPM Richard HAYWARD			Yamaha TZR - BC vehicle repairs/ Snap on Tools			
IDEAL LAP TIME : 1:06.981		BEST LAP TIME : 1:07.257	DIFFERENCE : 0.276			
LAP	SECTOR 1	SECTOR 2	LAP TIME	MPH	DIFF	TIME OF DAY
1 -		31.105	1:16.857	68.19	9.600	14:29:53.838
2 -	37.187	30.070	1:07.257 (1)	77.93		14:31:01.095
3 -	36.911	30.565	1:07.476 (2)	77.68	0.219	14:32:08.571
4 -	37.905	31.068	1:08.973	75.99	1.716	14:33:17.544
5 -	38.150	30.440	1:08.590 (3)	76.41	1.333	14:34:26.134

BMCRC - MRO Championships 2024 - Rnd 2 @ Pembrey

DFDS Yamaha Past Masters & BMCRC Formula 400

RACE 8 - BEST SECTORS

SECTOR 1			SECTOR 2			IDEAL / BEST COMPARISON						
POS	NO	NAME	TIME	NO	NAME	TIME	POS	NO	NAME	IDEAL	BEST	DIFF
									PERFECT LAP	1:05.024		
1	51	WHOLEY	35.946	51	WHOLEY	29.078	1	51	WHOLEY	1:05.024	1:05.024	0.000
2	8	BALL	36.159	30	COOPER	29.182	2	8	BALL	1:05.368	1:05.790	0.422
3	49	BURCHELL	36.362	8	BALL	29.209	3	49	BURCHELL	1:05.587	1:05.587	0.000
4	27	HAYWARD	36.911	49	BURCHELL	29.225	4	30	COOPER	1:06.113	1:06.601	0.488
5	67	HARVEY	36.914	45	MACKENZIE	29.504	5	67	HARVEY	1:06.463	1:06.463	0.000
6	30	COOPER	36.931	67	HARVEY	29.549	6	45	MACKENZIE	1:06.510	1:06.941	0.431
7	45	MACKENZIE	37.006	27	HAYWARD	30.070	7	27	HAYWARD	1:06.981	1:07.257	0.276
8	26	LEE (ALSO F400_S)	37.349	58	ROBINSON	30.073	8	26	LEE (ALSO F400_S)	1:07.945	1:08.185	0.240
9	70	BURSCOUGH	37.561	12	WATT	30.498	9	58	ROBINSON	1:08.081	1:08.145	0.064
10	69	PERRY	37.562	26	LEE (ALSO F400_S)	30.596	10	70	BURSCOUGH	1:08.435	1:08.435	0.000
11	90	RAPA	37.815	90	RAPA	30.699	11	90	RAPA	1:08.514	1:08.514	0.000
12	161	LAYTON	37.979	70	BURSCOUGH	30.874	12	69	PERRY	1:08.527	1:08.952	0.425
13	58	ROBINSON	38.008	161	LAYTON	30.904	13	161	LAYTON	1:08.883	1:09.145	0.262
14	72	HAMILTON	38.314	69	PERRY	30.965	14	12	WATT	1:08.896	1:08.896	0.000
15	12	WATT	38.398	72	HAMILTON	31.027	15	72	HAMILTON	1:09.341	1:09.341	0.000
16	60	GOUGH	39.034	333	STUBBERFIELD	31.409	16	333	STUBBERFIELD	1:10.568	1:10.706	0.138
17	333	STUBBERFIELD	39.159	37	NORTHOVER	31.461	17	60	GOUGH	1:10.734	1:11.057	0.323
18	37	NORTHOVER	39.457	60	GOUGH	31.700	18	37	NORTHOVER	1:10.918	1:11.185	0.267
19	75	GREASLEY	39.916	95	MARSHALL	31.777	19	95	MARSHALL	1:11.952	1:11.952	0.000
20	152	GOLDSMITH	40.164	73	TURNER	32.018	20	73	TURNER	1:12.201	1:12.312	0.111
21	95	MARSHALL	40.175	55	MANSON-CHUBB	32.228	21	75	GREASLEY	1:12.312	1:12.681	0.369
22	73	TURNER	40.183	152	GOLDSMITH	32.280	22	152	GOLDSMITH	1:12.444	1:12.649	0.205
23	52	FLUX	40.219	52	FLUX	32.295	23	52	FLUX	1:12.514	1:13.385	0.871
24	46	MARSHALL	40.598	75	GREASLEY	32.396	24	55	MANSON-CHUBB	1:12.917	1:13.086	0.169
25	55	MANSON-CHUBB	40.689	46	MARSHALL	32.605	25	46	MARSHALL	1:13.203	1:13.203	0.000
26	84	ELLISON	41.508	84	ELLISON	32.800	26	84	ELLISON	1:14.308	1:14.884	0.576
27	71	BICKERSTAFF	48.018	71	BICKERSTAFF	37.029	27	71	BICKERSTAFF	1:25.047	1:26.698	1.651

BMCRC - MRO Championships 2024 - Rnd 2 @ Pembrey

DFDS Yamaha Past Masters & BMCRC Formula 400

RACE 8 - STATISTICS

Competitors Started	27
Planned Start	2024-04-13 @ 14:20:00.000
Actual Start	2024-04-13 @ 14:28:36.981
Finish Time	2024-04-13 @ 14:37:43.190
Track Length	1.4560mi.
Total Laps	208
Total Distance Covered	302.8480mi.

Session Fastest Lap History

NO	CL	NAME	LAP TIME	TIME OF DAY	LAP	VEHICLE
49	F400_M	William BURCHELL	1:06.180	14:30:54.023	2	Kawasaki ZXR400
49	F400_M	William BURCHELL	1:05.587	14:31:59.610	3	Kawasaki ZXR400
51	YPM	Kevin WHOLEY	1:05.024	14:32:00.573	3	Yamaha TZR

Session Leader History

NO	CL	NAME	FROM LAP	LAPS LED	DISTANCE	VEHICLE
49	F400_M	William BURCHELL	1	7	10.19 miles	Kawasaki ZXR400
8	YPM	David BALL	8	1	1.45 miles	Yamaha TZR250

Flag History

TYPE	TIME OF DAY
GREEN	14:28:36.981
FINISH	14:37:43.190

Flag Statistics

TYPE	COUNT	TOTAL LAPS	TOTAL TIME
Green	1	8	10:39.107
Red	0	0	0.000
Safety Car	0	0	0.000
FCY	0	0	0.000

BMCRC - MRO Championships 2024 - Rnd 2 @ Pembrey

DFDS Yamaha Past Masters & BMCRC Formula 400

RACE 8 - STATISTICS

CLASS : F400_M

5 Starters

Fastest Lap History

NO	NAME	LAP TIME	TIME OF DAY	LAP	VEHICLE
49	William BURCHELL	1:06.180	14:30:54.023	2	Kawasaki ZXR400
49	William BURCHELL	1:05.587	14:31:59.610	3	Kawasaki ZXR400

Leader History

NO	NAME	FROM LAP	LAPS LED	DISTANCE	VEHICLE
49	William BURCHELL	1	8	11.64 miles	Kawasaki ZXR400

BMCRC - MRO Championships 2024 - Rnd 2 @ Pembrey

DFDS Yamaha Past Masters & BMCRC Formula 400

RACE 8 - STATISTICS

CLASS : F400_R

1 Starters

Fastest Lap History

NO	NAME	LAP TIME	TIME OF DAY	LAP	VEHICLE
69	Kobe PERRY	1:08.952	14:31:04.427	2	Kawasaki NINJA 400

Leader History

NO	NAME	FROM LAP	LAPS LED	DISTANCE	VEHICLE
69	Kobe PERRY	1	8	11.64 miles	Kawasaki NINJA 400

BMCRC - MRO Championships 2024 - Rnd 2 @ Pembrey

DFDS Yamaha Past Masters & BMCRC Formula 400

RACE 8 - STATISTICS

CLASS : F400_S

4 Starters

Fastest Lap History

NO	NAME	LAP TIME	TIME OF DAY	LAP	VEHICLE
161	Aleisha LAYTON	1:09.145	14:31:04.163	2	Kawasaki NINJA 400
90	Steve RAPA	1:08.514	14:31:04.211	2	Honda RVF400 (BRUCE)

Leader History

NO	NAME	FROM LAP	LAPS LED	DISTANCE	VEHICLE
161	Aleisha LAYTON	1	2	2.91 miles	Kawasaki NINJA 400
90	Steve RAPA	3	6	8.73 miles	Honda RVF400 (BRUCE)

BMCRC - MRO Championships 2024 - Rnd 2 @ Pembrey

DFDS Yamaha Past Masters & BMCRC Formula 400

RACE 8 - STATISTICS

CLASS : F400_S/R

3 Starters

Fastest Lap History

NO	NAME	LAP TIME	TIME OF DAY	LAP	VEHICLE
37	Jonny NORTHOVER	1:12.288	14:31:08.588	2	Honda CBR400RR
37	Jonny NORTHOVER	1:11.185	14:32:19.774	3	Honda CBR400RR

Leader History

NO	NAME	FROM LAP	LAPS LED	DISTANCE	VEHICLE
55	Magnus MANSON-CHUBB	1	1	1.45 miles	Kawasaki ZXR400L
37	Jonny NORTHOVER	2	7	10.19 miles	Honda CBR400RR

BMCRC - MRO Championships 2024 - Rnd 2 @ Pembrey

DFDS Yamaha Past Masters & BMCRC Formula 400

RACE 8 - STATISTICS

CLASS : YPM

7 Starters

Fastest Lap History

NO	NAME	LAP TIME	TIME OF DAY	LAP	VEHICLE
51	Kevin WHOLEY	1:06.398	14:30:55.549	2	Yamaha TZR
8	David BALL	1:06.262	14:30:55.997	2	Yamaha TZR250
51	Kevin WHOLEY	1:05.024	14:32:00.573	3	Yamaha TZR

Leader History

NO	NAME	FROM LAP	LAPS LED	DISTANCE	VEHICLE
51	Kevin WHOLEY	1	7	10.19 miles	Yamaha TZR
8	David BALL	8	1	1.45 miles	Yamaha TZR250

BMCRC - MRO Championships 2024 - Rnd 2 @ Pembrey

DFDS Yamaha Past Masters & BMCRC Formula 400

RACE 8 - STATISTICS

CLASS : YPM_C

6 Starters

Fastest Lap History

NO	NAME	LAP TIME	TIME OF DAY	LAP	VEHICLE
333	Mark STUBBERFIELD	1:12.313	14:31:08.975	2	Yamaha TZR250
60	Danny GOUGH	1:11.354	14:31:09.530	2	Yamaha TZR 250
72	John HAMILTON	1:09.341	14:33:31.513	4	Yamaha TRZ250

Leader History

NO	NAME	FROM LAP	LAPS LED	DISTANCE	VEHICLE
52	Andy FLUX	1	1	1.45 miles	Yamaha TZR 250
333	Mark STUBBERFIELD	2	1	1.45 miles	Yamaha TZR250
72	John HAMILTON	3	6	8.73 miles	Yamaha TRZ250

BMCRC - MRO Championships 2024 - Rnd 2 @ Pembrey

DFDS Yamaha Past Masters & BMCRC Formula 400

RACE 8 - STATISTICS

CLASS : YPM_R

1 Starters

Fastest Lap History

NO	NAME	LAP TIME	TIME OF DAY	LAP	VEHICLE
84	Bert ELLISON	1:15.282	14:31:15.561	2	Yamaha TZR250
84	Bert ELLISON	1:14.884	14:33:46.457	4	Yamaha TZR250

Leader History

NO	NAME	FROM LAP	LAPS LED	DISTANCE	VEHICLE
84	Bert ELLISON	1	8	11.64 miles	Yamaha TZR250

BMCRC - MRO Championships 2024 - Rnd 2 @ Pembrey

DFDS Yamaha Past Masters & BMCRC Formula 400

RACE 18 - GRID (8 Laps)



ROW 10	30	100	Chris WHITLOCK	29	2	Andrew GILL	28	17	Freddie BATE			
ROW 9				27	71	Tess BICKERSTAFF	26	84	Bert ELLISON	25	52	Andy FLUX
ROW 8				24	46	Kevin MARSHALL	23	55	Magnus MANSON-CHUBB	22	75	Mason GREASLEY
ROW 7				21	152	Sean GOLDSMITH	20	73	Colvin TURNER	19	95	Greg MARSHALL
ROW 6				18	37	Jonny NORTHOVER	17	60	Danny GOUGH	16	333	Mark STUBBERFIELD
ROW 5				15	72	John HAMILTON	14	161	Aleisha LAYTON	13	69	Kobe PERRY
ROW 4				12	12	Kade WATT	11	90	Steve RAPA	10	70	Andrew BURSCOUGH
ROW 3				9	26	Damian LEE (ALSO F400_S)	8	58	James ROBINSON	7	27	Richard HAYWARD
ROW 2				6	45	Marley MACKENZIE	5	30	Alan COOPER	4	67	Simon HARVEY
ROW 1				3	8	David BALL	2	49	William BURCHELL	1	51	Kevin WHOLEY
												Pole

These results are provisional until the conclusion of any judicial and technical matters.

Pembrey National: 1.4560 miles

Clerk Of Course:	Stewards:	Timekeeper:	<i>Craig Smith</i>	
------------------	-----------	-------------	--------------------	--

Results can be found at www.tsl-timing.com

Printed - 14:41 Saturday, 13 April 2024



BMCRC - MRO Championships 2024 - Rnd 2 @ Pembrey

DFDS Yamaha Past Masters & BMCRC Formula 400

RACE 18 - CLASSIFICATION

Race Distance: 8 Laps / 11.64 miles



POS	NO	CL	PIC	NAME	ENTRY	LAPS	TIME	GAP	DIFF	MPH	BEST	ON	GRD	↑↓
1	51	YPM	1	Kevin WHOLEY	Yamaha TZR - Twistgrip Motorcycles	8	8:48.977			79.27	1:05.077	2	1	0
2	8	YPM	2	David BALL	Yamaha TZR250 - Gardiner Page and Roe pension consulte	8	8:49.517	0.540	0.540	79.19	1:04.657	7	3	1
3	45	F400_M	1	Marley MACKENZIE	- Kirkcaldy Kawasaki, ELPM	8	8:53.849	4.872	4.332	78.54	1:05.381	7	6	3
4	49	F400_M	2	William BURCHELL	Kawasaki ZXR400 - SWB Racing / RWECC / SRA / Canopy Pr	8	8:57.712	8.735	3.863	77.98	1:05.778	6	2	-2
5	70	YPM	3	Andrew BURSCOUGH	Yamaha YPVS 350 - Mad biker designs/Maritanium	8	9:01.282	12.305	3.570	77.46	1:06.461	2	10	5
6	27	YPM	4	Richard HAYWARD	Yamaha TZR - BC vehicle repairs/ Snap on Tools	8	9:01.587	12.610	0.305	77.42	1:06.410	5	7	1
7	30	YPM	5	Alan COOPER	Yamaha TZR250 - Twistgrip Motorcycles	8	9:01.652	12.675	0.065	77.41	1:05.926	3	5	-2
8	12	F400_S	1	Kade WATT	Kawasaki NINJA 400 - 3D Racing	8	9:09.033	20.056	7.381	76.37	1:07.329	8	12	4
9	69	F400_R	1	Kobe PERRY	Kawasaki NINJA 400 -	8	9:09.147	20.170	0.114	76.35	1:06.312	8	13	4
10	67	F400_M	3	Simon HARVEY	Kawasaki ZX4RR - Retirement Fund Racing	8	9:09.340	20.363	0.193	76.33	1:07.170	4	4	-6
11	26	YPM	6	Damian LEE (ALSO F400_S)	Yamaha TZR250 - Leed Autos	8	9:11.624	22.647	2.284	76.01	1:07.294	2	9	-2
12	95	F400_M	4	Greg MARSHALL	Kawasaki NINJA 400 - EBCBrakes ,HELPerformance, R&G	8	9:28.599	39.622	16.975	73.74	1:09.125	8	19	7
13	37	F400_S/R	1	Jonny NORTHOVER	Honda CBR400RR - NSE Racing	8	9:29.105	40.128	0.506	73.68	1:09.565	4	18	5
14	333	YPM_C	1	Mark STUBBERFIELD	Yamaha TZR250 - Polished concrete London	8	9:29.499	40.522	0.394	73.63	1:09.541	8	16	2
15	72	YPM_C	2	John HAMILTON	Yamaha TRZ250 - LW Racing	8	9:29.649	40.672	0.150	73.61	1:09.167	4	15	0
16	60	YPM_C	3	Danny GOUGH	Yamaha TZR 250 - G Force Motorcycles	8	9:29.740	40.763	0.091	73.59	1:09.240	8	17	1
17	75	F400_S/R	2	Mason GREASLEY	- Frame fast	8	9:31.229	42.252	1.489	73.40	1:09.407	8	22	5
18	152	F400_S	2	Sean GOLDSMITH	Honda NC30 - Vanguard motorsport	8	9:36.440	47.463	5.211	72.74	1:09.564	2	21	3
19	73	YPM_C	4	Colvin TURNER	Yamaha TZR250 -	8	9:50.231	1:01.254	13.791	71.04	1:10.795	2	20	1
20	84	YPM_R	1	Bert ELLISON	Yamaha TZR250 - Ma n pa prentice	8	9:57.421	1:08.444	7.190	70.18	1:12.751	5	26	6
21	55	F400_S/R	3	Magnus MANSON-CHUBB	Kawasaki ZXR400L -	8	9:58.690	1:09.713	1.269	70.04	1:12.875	4	23	2
22	46	YPM_C	5	Kevin MARSHALL	Yamaha TZR250 - Stacey Processing	8	10:02.418	1:13.441	3.728	69.60	1:13.248	4	24	2
23	71	YPM	7	Tess BICKERSTAFF	Yamaha TZR250 - Len Whalin	7	9:53.153	1 Lap	1 Lap	61.85	1:22.561	2	27	4

NOT CLASSIFIED

DNF	52	YPM_C		Andy FLUX	Yamaha TZR 250 - Mach 1 Automotive LTD	2	2:30.753	6 Laps	5 Laps	69.53	1:10.900	2	25	
-----	----	-------	--	-----------	--	---	----------	--------	--------	-------	----------	---	----	--

FASTEST LAP

8	YPM	David BALL	Yamaha TZR250 - Gardiner Page and Roe pension consulte	7	1:04.657	81.06 mph	130.46 kph
45	F400_M	Marley MACKENZIE	- Kirkcaldy Kawasaki, ELPM	7	1:05.381	80.17 mph	129.02 kph
69	F400_R	Kobe PERRY	Kawasaki NINJA 400 -	8	1:06.312	79.04 mph	127.20 kph
12	F400_S	Kade WATT	Kawasaki NINJA 400 - 3D Racing	8	1:07.329	77.85 mph	125.28 kph
72	YPM_C	John HAMILTON	Yamaha TRZ250 - LW Racing	4	1:09.167	75.78 mph	121.95 kph
75	F400_S/R	Mason GREASLEY	- Frame fast	8	1:09.407	75.51 mph	121.53 kph
84	YPM_R	Bert ELLISON	Yamaha TZR250 - Ma n pa prentice	5	1:12.751	72.04 mph	115.95 kph

Comments:

Class YPM - 92.5% of Race Speed = 73.32 mph
 Class F400_M - 92.5% of Race Speed = 72.64 mph
 Class F400_S - 92.5% of Race Speed = 70.64 mph
 Class F400_R - 92.5% of Race Speed = 70.62 mph
 Class F400_S/R - 92.5% of Race Speed = 68.15 mph
 Class YPM_C - 92.5% of Race Speed = 68.10 mph
 Class YPM_R - 92.5% of Race Speed = 64.91 mph

Weather / Track : Cloudy / Dry

These results are provisional until the conclusion of any judicial and technical matters.

Date: 13/04/2024 Start: 17:26 Finish: 17:35

Pembrey National: 1.4560 miles

Clerk Of Course:	Stewards:	Timekeeper:	<i>Craig Smith</i>	
------------------	-----------	-------------	--------------------	--

Results can be found at www.tsl-timing.com

Printed - 17:37 Saturday, 13 April 2024



BMCRC - MRO Championships 2024 - Rnd 2 @ Pembrey

DFDS Yamaha Past Masters & BMCRC Formula 400

RACE 18 - LAP CHART

LAP 1 @ 17:27:38.360

NO	BEHIND	LAP TIME
51		1:10.058
8	1.186	1:11.244
49	1.556	1:11.614
70	1.710	1:11.768
27	2.380	1:12.438
30	3.512	1:13.570
67	3.616	1:13.674
45	3.973	1:14.031
69	4.475	1:14.533
26	5.052	1:15.110
12	5.919	1:15.977
333	6.869	1:16.927
72	6.952	1:17.010
60	7.703	1:17.761
37	7.833	1:17.891
75	8.494	1:18.552
152	8.717	1:18.775
73	8.831	1:18.889
95	9.182	1:19.240
52	9.795	1:19.853
84	12.588	1:22.646
55	12.817	1:22.875
46	13.130	1:23.188
71	20.017	1:30.075

LAP 2 @ 17:28:43.437

NO	BEHIND	LAP TIME
51		1:05.077
8	1.593	1:05.484
70	3.094	1:06.461
49	3.477	1:06.998
27	3.913	1:06.610
30	4.956	1:06.521
45	5.031	1:06.135
67	6.480	1:07.941
69	6.640	1:07.242
26	7.269	1:07.294
12	8.524	1:07.682
333	11.725	1:09.933
60	12.522	1:09.896
72	12.610	1:10.735
37	12.766	1:10.010
152	13.204	1:09.564
75	13.789	1:10.372
95	13.934	1:09.829
73	14.549	1:10.795
52	15.618	1:10.900
55	22.102	1:14.362
84	22.846	1:15.335
46	23.248	1:15.195
71	37.501	1:22.561

LAP 3 @ 17:29:49.105

NO	BEHIND	LAP TIME
51		1:05.668
8	1.145	1:05.220
70	4.620	1:07.194
49	4.636	1:06.827
27	4.817	1:06.572
45	4.888	1:05.525
30	5.214	1:05.926
67	9.370	1:08.558

69	9.584	1:08.612
26	10.031	1:08.430
12	10.289	1:07.433
333	15.940	1:09.883
72	17.199	1:10.257
60	17.287	1:10.433
37	17.741	1:10.643
152	18.799	1:11.263
95	18.883	1:10.617
75	19.013	1:10.892
73	21.491	1:12.610
55	30.561	1:14.127
84	31.505	1:14.327
46	31.772	1:14.192
71	54.498	1:22.665

LAP 4 @ 17:30:54.344

NO	BEHIND	LAP TIME
51		1:05.239
8	1.637	1:05.731
45	5.468	1:05.819
49	5.799	1:06.402
70	6.675	1:07.294
27	7.537	1:07.959
30	7.626	1:07.651
67	11.301	1:07.170
12	12.480	1:07.430
69	12.574	1:08.229
26	12.960	1:08.168
333	20.819	1:10.118
72	21.127	1:09.167
37	22.067	1:09.565
60	22.375	1:10.327
95	23.420	1:09.776
75	23.869	1:10.095
152	25.195	1:11.635
73	28.302	1:12.050
55	38.197	1:12.875
84	39.242	1:12.976
46	39.781	1:13.248

LAP 5 @ 17:32:00.603

NO	BEHIND	LAP TIME
51		1:06.259
8	1.404	1:06.026
45	4.708	1:05.499
49	6.037	1:06.497
71	1 Lap	1:23.900
70	7.195	1:06.779
27	7.688	1:06.410
30	7.909	1:06.542
67	12.492	1:07.450
69	13.463	1:07.148
12	13.609	1:07.388
26	14.901	1:08.200
333	25.163	1:10.603
72	25.337	1:10.469
37	25.480	1:09.672
60	26.006	1:09.890
95	26.292	1:09.131
75	27.650	1:10.040
152	30.105	1:11.169
73	35.002	1:12.959
55	44.981	1:13.043
84	45.734	1:12.751

46	47.173	1:13.651
----	--------	----------

LAP 6 @ 17:33:06.594

NO	BEHIND	LAP TIME
51		1:05.991
8	1.004	1:05.591
45	4.224	1:05.507
49	5.824	1:05.778
70	8.177	1:06.973
27	8.721	1:07.024
30	8.972	1:07.054
12	15.314	1:07.696
67	15.540	1:09.039
69	15.751	1:08.279
26	17.073	1:08.163
71	1 Lap	1:25.664
37	29.774	1:10.285
333	30.282	1:11.110
72	30.387	1:11.041
95	30.495	1:10.194
60	31.047	1:11.032
75	32.470	1:10.811
152	34.902	1:10.788
73	43.483	1:14.472
84	53.203	1:13.460
55	53.556	1:14.566
46	55.526	1:14.344

LAP 7 @ 17:34:12.092

NO	BEHIND	LAP TIME
51		1:05.498
8	0.163	1:04.657
45	4.107	1:05.381
49	6.877	1:06.551
70	10.459	1:07.780
27	10.667	1:07.444
30	10.848	1:07.374
12	17.914	1:08.098
67	18.194	1:08.152
69	19.045	1:08.792
26	19.674	1:08.099
72	35.325	1:10.436
37	35.476	1:11.200
95	35.684	1:10.687
333	36.168	1:11.384
60	36.710	1:11.161
75	38.032	1:11.060
152	41.176	1:11.772
71	1 Lap	1:25.620
73	52.384	1:14.399
84	1:00.657	1:12.952
55	1:01.776	1:13.718
46	1:03.468	1:13.440

LAP 8 @ 17:35:17.279

NO	BEHIND	LAP TIME
51		1:05.187
8	0.540	1:05.564
45	4.872	1:05.952
49	8.735	1:07.045
70	12.305	1:07.033
27	12.610	1:07.130
30	12.675	1:07.014
12	20.056	1:07.329

69	20.170	1:06.312
67	20.363	1:07.356
26	22.647	1:08.160
95	39.622	1:09.125
37	40.128	1:09.839
333	40.522	1:09.541
72	40.672	1:10.534
60	40.763	1:09.240
75	42.252	1:09.407
152	47.463	1:11.474
73	1:01.254	1:14.057
71	1 Lap	1:22.668
84	1:08.444	1:12.974
55	1:09.713	1:13.124
46	1:13.441	1:15.160

BMCRC - MRO Championships 2024 - Rnd 2 @ Pembrey

DFDS Yamaha Past Masters & BMCRC Formula 400

RACE 18 - POSITION CHART

No	Name	Lap								
		Pos	1	2	3	4	5	6	7	8
51	WHOLEY	1	51	51	51	51	51	51	51	51
49	BURCHELL	2	8	8	8	8	8	8	8	8
8	BALL	3	49	70	70	45	45	45	45	45
67	HARVEY	4	70	49	49	49	49	49	49	49
30	COOPER	5	27	27	27	70	70	70	70	70
45	MACKENZIE	6	30	30	45	27	27	27	27	27
27	HAYWARD	7	67	45	30	30	30	30	30	30
26	LEE (ALSO F400_S)	8	45	67	67	67	67	12	12	12
70	BURSCOUGH	9	69	69	69	12	69	67	67	69
12	WATT	10	26	26	26	69	12	69	69	67
69	PERRY	11	12	12	12	26	26	26	26	26
72	HAMILTON	12	333	333	333	333	333	37	72	95
333	STUBBERFIELD	13	72	60	72	72	72	333	37	37
60	GOUGH	14	60	72	60	37	37	72	95	333
37	NORTHOVER	15	37	37	37	60	60	95	333	72
95	MARSHALL	16	75	152	152	95	95	60	60	60
73	TURNER	17	152	75	95	75	75	75	75	75
152	GOLDSMITH	18	73	95	75	152	152	152	152	152
75	GREASLEY	19	95	73	73	73	73	73	73	73
55	MANSON-CHUBB	20	52	52	55	55	55	84	84	84
46	MARSHALL	21	84	55	84	84	84	55	55	55
52	FLUX	22	55	84	46	46	46	46	46	46
84	ELLISON	23	46	46	71	71	71	71	71	
71	BICKERSTAFF	24	71	71						

BMCRC - MRO Championships 2024 - Rnd 2 @ Pembrey

DFDS Yamaha Past Masters & BMCRC Formula 400

RACE 18 - SECTOR ANALYSIS



SECTOR 1 = FL to I1, SECTOR 2 = I1 to FL, DIFF = Difference To Personal Best Lap, P = Crossed Finish Line in Pit Lane, D = Time Disallowed

P1 51 YPM Kevin WHOLEY		Yamaha TZR - Twistgrip Motorcycles				
IDEAL LAP TIME : 1:05.049		BEST LAP TIME : 1:05.077		DIFFERENCE : 0.028		
LAP	SECTOR 1	SECTOR 2	LAP TIME	MPH	DIFF	TIME OF DAY
1 -		29.416	1:10.058	74.81	4.981	17:27:38.360
2 -	35.920	29.157	1:05.077 (1)	80.54		17:28:43.437
3 -	36.213	29.455	1:05.668	79.81	0.591	17:29:49.105
4 -	36.110	29.129	1:05.239 (3)	80.34	0.162	17:30:54.344
5 -	36.188	30.071	1:06.259	79.10	1.182	17:32:00.603
6 -	36.395	29.596	1:05.991	79.42	0.914	17:33:06.594
7 -	36.139	29.359	1:05.498	80.02	0.421	17:34:12.092
8 -	35.989	29.198	1:05.187 (2)	80.40	0.110	17:35:17.279

P2 8 YPM David BALL		Yamaha TZR250 - Gardiner Page and Roe pension consultants				
IDEAL LAP TIME : 1:04.657		BEST LAP TIME : 1:04.657		DIFFERENCE : 0.000		
LAP	SECTOR 1	SECTOR 2	LAP TIME	MPH	DIFF	TIME OF DAY
1 -		29.337	1:11.244	73.57	6.587	17:27:39.546
2 -	36.186	29.298	1:05.484 (3)	80.04	0.827	17:28:45.030
3 -	36.019	29.201	1:05.220 (2)	80.36	0.563	17:29:50.250
4 -	36.406	29.325	1:05.731	79.74	1.074	17:30:55.981
5 -	36.664	29.362	1:06.026	79.38	1.369	17:32:02.007
6 -	36.374	29.217	1:05.591	79.91	0.934	17:33:07.598
7 -	35.738	28.919	1:04.657 (1)	81.06		17:34:12.255
8 -	36.386	29.178	1:05.564	79.94	0.907	17:35:17.819

P3 45 F400_M Marley MACKENZIE		- Kirkcaldy Kawasaki, ELPM				
IDEAL LAP TIME : 1:05.115		BEST LAP TIME : 1:05.381		DIFFERENCE : 0.266		
LAP	SECTOR 1	SECTOR 2	LAP TIME	MPH	DIFF	TIME OF DAY
1 -		29.965	1:14.031	70.80	8.650	17:27:42.333
2 -	36.689	29.446	1:06.135	79.25	0.754	17:28:48.468
3 -	35.896	29.629	1:05.525	79.99	0.144	17:29:53.993
4 -	36.600	29.219	1:05.819	79.63	0.438	17:30:59.812
5 -	36.061	29.438	1:05.499 (2)	80.02	0.118	17:32:05.311
6 -	36.255	29.252	1:05.507 (3)	80.01	0.126	17:33:10.818
7 -	36.120	29.261	1:05.381 (1)	80.17		17:34:16.199
8 -	36.156	29.796	1:05.952	79.47	0.571	17:35:22.151

P4 49 F400_M William BURCHELL		Kawasaki ZXR400 - SWB Racing / RWEC / SRA / Canopy Pro				
IDEAL LAP TIME : 1:05.587		BEST LAP TIME : 1:05.778		DIFFERENCE : 0.191		
LAP	SECTOR 1	SECTOR 2	LAP TIME	MPH	DIFF	TIME OF DAY
1 -		30.200	1:11.614	73.19	5.836	17:27:39.916
2 -	37.419	29.579	1:06.998	78.23	1.220	17:28:46.914
3 -	36.874	29.953	1:06.827	78.43	1.049	17:29:53.741
4 -	36.998	29.404	1:06.402 (2)	78.93	0.624	17:31:00.143
5 -	36.363	30.134	1:06.497 (3)	78.82	0.719	17:32:06.640
6 -	36.183	29.595	1:05.778 (1)	79.68		17:33:12.418
7 -	36.740	29.811	1:06.551	78.76	0.773	17:34:18.969
8 -	36.817	30.228	1:07.045	78.18	1.267	17:35:26.014

P5 70 YPM Andrew BURSCOUGH		Yamaha YPVS 350 - Mad biker designs/Martitanium				
IDEAL LAP TIME : 1:06.114		BEST LAP TIME : 1:06.461		DIFFERENCE : 0.347		
LAP	SECTOR 1	SECTOR 2	LAP TIME	MPH	DIFF	TIME OF DAY
1 -		29.298	1:11.768	73.03	5.307	17:27:40.070
2 -	37.046	29.415	1:06.461 (1)	78.86		17:28:46.531
3 -	37.102	30.092	1:07.194	78.00	0.733	17:29:53.725
4 -	37.660	29.634	1:07.294	77.89	0.833	17:31:01.019
5 -	37.065	29.714	1:06.779 (2)	78.49	0.318	17:32:07.798
6 -	37.142	29.831	1:06.973 (3)	78.26	0.512	17:33:14.771
7 -	37.426	30.354	1:07.780	77.33	1.319	17:34:22.551
8 -	36.816	30.217	1:07.033	78.19	0.572	17:35:29.584

BMCRC - MRO Championships 2024 - Rnd 2 @ Pembrey

DFDS Yamaha Past Masters & BMCRC Formula 400

RACE 18 - SECTOR ANALYSIS



SECTOR 1 = FL to I1, SECTOR 2 = I1 to FL, DIFF = Difference To Personal Best Lap, P = Crossed Finish Line in Pit Lane, D = Time Disallowed

P6 27 YPM Richard HAYWARD		Yamaha TZR - BC vehicle repairs/ Snap on Tools				
IDEAL LAP TIME : 1:06.215		BEST LAP TIME : 1:06.410		DIFFERENCE : 0.195		
LAP	SECTOR 1	SECTOR 2	LAP TIME	MPH	DIFF	TIME OF DAY
1 -		29.624	1:12.438	72.35	6.028	17:27:40.740
2 -	36.784	29.826	1:06.610 (3)	78.69	0.200	17:28:47.350
3 -	36.591	29.981	1:06.572 (2)	78.73	0.162	17:29:53.922
4 -	38.081	29.878	1:07.959	77.12	1.549	17:31:01.881
5 -	36.667	29.743	1:06.410 (1)	78.92		17:32:08.291
6 -	36.872	30.152	1:07.024	78.20	0.614	17:33:15.315
7 -	36.984	30.460	1:07.444	77.71	1.034	17:34:22.759
8 -	36.766	30.364	1:07.130	78.08	0.720	17:35:29.889

P7 30 YPM Alan COOPER		Yamaha TZR250 - Twistgrip Motorcycles				
IDEAL LAP TIME : 1:05.875		BEST LAP TIME : 1:05.926		DIFFERENCE : 0.051		
LAP	SECTOR 1	SECTOR 2	LAP TIME	MPH	DIFF	TIME OF DAY
1 -		29.757	1:13.570	71.24	7.644	17:27:41.872
2 -	36.896	29.625	1:06.521 (2)	78.79	0.595	17:28:48.393
3 -	36.486	29.440	1:05.926 (1)	79.50		17:29:54.319
4 -	37.576	30.075	1:07.651	77.48	1.725	17:31:01.970
5 -	36.435	30.107	1:06.542 (3)	78.77	0.616	17:32:08.512
6 -	37.055	29.999	1:07.054	78.16	1.128	17:33:15.566
7 -	37.398	29.976	1:07.374	77.79	1.448	17:34:22.940
8 -	37.316	29.698	1:07.014	78.21	1.088	17:35:29.954

P8 12 F400_S Kade WATT		Kawasaki NINJA 400 - 3D Racing				
IDEAL LAP TIME : 1:07.117		BEST LAP TIME : 1:07.329		DIFFERENCE : 0.212		
LAP	SECTOR 1	SECTOR 2	LAP TIME	MPH	DIFF	TIME OF DAY
1 -		30.453	1:15.977	68.98	8.648	17:27:44.279
2 -	37.413	30.269	1:07.682	77.44	0.353	17:28:51.961
3 -	37.125	30.308	1:07.433	77.73	0.104	17:29:59.394
4 -	37.382	30.048	1:07.430 (3)	77.73	0.101	17:31:06.824
5 -	37.382	30.006	1:07.388 (2)	77.78	0.059	17:32:14.212
6 -	37.563	30.133	1:07.696	77.42	0.367	17:33:21.908
7 -	37.841	30.257	1:08.098	76.97	0.769	17:34:30.006
8 -	37.111	30.218	1:07.329 (1)	77.85		17:35:37.335

P9 69 F400_R Kobe PERRY		Kawasaki NINJA 400 -				
IDEAL LAP TIME : 1:06.189		BEST LAP TIME : 1:06.312		DIFFERENCE : 0.123		
LAP	SECTOR 1	SECTOR 2	LAP TIME	MPH	DIFF	TIME OF DAY
1 -		30.254	1:14.533	70.32	8.221	17:27:42.835
2 -	36.796	30.446	1:07.242 (3)	77.95	0.930	17:28:50.077
3 -	38.286	30.326	1:08.612	76.39	2.300	17:29:58.689
4 -	38.167	30.062	1:08.229	76.82	1.917	17:31:06.918
5 -	37.021	30.127	1:07.148 (2)	78.06	0.836	17:32:14.066
6 -	37.820	30.459	1:08.279	76.76	1.967	17:33:22.345
7 -	38.245	30.547	1:08.792	76.19	2.480	17:34:31.137
8 -	36.127	30.185	1:06.312 (1)	79.04		17:35:37.449

P10 67 F400_M Simon HARVEY		Kawasaki ZX4RR - Retirement Fund Racing				
IDEAL LAP TIME : 1:06.998		BEST LAP TIME : 1:07.170		DIFFERENCE : 0.172		
LAP	SECTOR 1	SECTOR 2	LAP TIME	MPH	DIFF	TIME OF DAY
1 -		30.100	1:13.674	71.14	6.504	17:27:41.976
2 -	37.748	30.193	1:07.941	77.14	0.771	17:28:49.917
3 -	38.305	30.253	1:08.558	76.45	1.388	17:29:58.475
4 -	37.369	29.801	1:07.170 (1)	78.03		17:31:05.645
5 -	37.476	29.974	1:07.450 (3)	77.71	0.280	17:32:13.095
6 -	39.110	29.929	1:09.039	75.92	1.869	17:33:22.134
7 -	38.274	29.878	1:08.152	76.91	0.982	17:34:30.286
8 -	37.197	30.159	1:07.356 (2)	77.81	0.186	17:35:37.642

BMCRC - MRO Championships 2024 - Rnd 2 @ Pembrey

DFDS Yamaha Past Masters & BMCRC Formula 400

RACE 18 - SECTOR ANALYSIS



SECTOR 1 = FL to I1, SECTOR 2 = I1 to FL, DIFF = Difference To Personal Best Lap, P = Crossed Finish Line in Pit Lane, D = Time Disallowed

P11 26 YPM		Damian LEE (ALSO F400_S)		Yamaha TZR250 - Leed Autos		
IDEAL LAP TIME : 1:07.048		BEST LAP TIME : 1:07.294		DIFFERENCE : 0.246		
LAP	SECTOR 1	SECTOR 2	LAP TIME	MPH	DIFF	TIME OF DAY
1 -		30.512	1:15.110	69.78	7.816	17:27:43.412
2 -	36.879	30.415	1:07.294 (1)	77.89		17:28:50.706
3 -	37.849	30.581	1:08.430	76.59	1.136	17:29:59.136
4 -	37.999	30.169	1:08.168	76.89	0.874	17:31:07.304
5 -	37.492	30.708	1:08.200	76.85	0.906	17:32:15.504
6 -	37.979	30.184	1:08.163	76.89	0.869	17:33:23.667
7 -	37.278	30.821	1:08.099 (2)	76.97	0.805	17:34:31.766
8 -	37.139	31.021	1:08.160 (3)	76.90	0.866	17:35:39.926

P12 95 F400_M		Greg MARSHALL		Kawasaki NINJA 400 - EBCBrakes ,HELPerformance, R&G		
IDEAL LAP TIME : 1:08.576		BEST LAP TIME : 1:09.125		DIFFERENCE : 0.549		
LAP	SECTOR 1	SECTOR 2	LAP TIME	MPH	DIFF	TIME OF DAY
1 -		31.572	1:19.240	66.14	10.115	17:27:47.542
2 -	39.294	30.535	1:09.829	75.06	0.704	17:28:57.371
3 -	39.066	31.551	1:10.617	74.22	1.492	17:30:07.988
4 -	38.968	30.808	1:09.776 (3)	75.12	0.651	17:31:17.764
5 -	38.150	30.981	1:09.131 (2)	75.82	0.006	17:32:26.895
6 -	39.213	30.981	1:10.194	74.67	1.069	17:33:37.089
7 -	39.742	30.945	1:10.687	74.15	1.562	17:34:47.776
8 -	38.041	31.084	1:09.125 (1)	75.82		17:35:56.901

P13 37 F400_S/F		Jonny NORTHOVER		Honda CBR400RR - NSE Racing		
IDEAL LAP TIME : 1:09.383		BEST LAP TIME : 1:09.565		DIFFERENCE : 0.182		
LAP	SECTOR 1	SECTOR 2	LAP TIME	MPH	DIFF	TIME OF DAY
1 -		31.474	1:17.891	67.29	8.326	17:27:46.193
2 -	38.749	31.261	1:10.010	74.86	0.445	17:28:56.203
3 -	38.795	31.848	1:10.643	74.19	1.078	17:30:06.846
4 -	38.799	30.766	1:09.565 (1)	75.34		17:31:16.411
5 -	38.617	31.055	1:09.672 (2)	75.23	0.107	17:32:26.083
6 -	38.973	31.312	1:10.285	74.57	0.720	17:33:36.368
7 -	40.177	31.023	1:11.200	73.61	1.635	17:34:47.568
8 -	39.060	30.779	1:09.839 (3)	75.05	0.274	17:35:57.407

P14 333 YPM_C		Mark STUBBERFIELD		Yamaha TZR250 - Polished concrete London		
IDEAL LAP TIME : 1:09.454		BEST LAP TIME : 1:09.541		DIFFERENCE : 0.087		
LAP	SECTOR 1	SECTOR 2	LAP TIME	MPH	DIFF	TIME OF DAY
1 -		31.605	1:16.927	68.13	7.386	17:27:45.229
2 -	39.020	30.913	1:09.933 (3)	74.95	0.392	17:28:55.162
3 -	38.630	31.253	1:09.883 (2)	75.00	0.342	17:30:05.045
4 -	38.980	31.138	1:10.118	74.75	0.577	17:31:15.163
5 -	38.742	31.861	1:10.603	74.24	1.062	17:32:25.766
6 -	39.774	31.336	1:11.110	73.71	1.569	17:33:36.876
7 -	40.238	31.146	1:11.384	73.42	1.843	17:34:48.260
8 -	38.717	30.824	1:09.541 (1)	75.37		17:35:57.801

P15 72 YPM_C		John HAMILTON		Yamaha TRZ250 - LW Racing		
IDEAL LAP TIME : 1:09.148		BEST LAP TIME : 1:09.167		DIFFERENCE : 0.019		
LAP	SECTOR 1	SECTOR 2	LAP TIME	MPH	DIFF	TIME OF DAY
1 -		31.344	1:17.010	68.06	7.843	17:27:45.312
2 -	38.532	32.203	1:10.735	74.10	1.568	17:28:56.047
3 -	38.676	31.581	1:10.257 (2)	74.60	1.090	17:30:06.304
4 -	38.551	30.616	1:09.167 (1)	75.78		17:31:15.471
5 -	38.609	31.860	1:10.469	74.38	1.302	17:32:25.940
6 -	39.819	31.222	1:11.041	73.78	1.874	17:33:36.981
7 -	39.134	31.302	1:10.436 (3)	74.41	1.269	17:34:47.417
8 -	39.433	31.101	1:10.534	74.31	1.367	17:35:57.951

BMCRC - MRO Championships 2024 - Rnd 2 @ Pembrey

DFDS Yamaha Past Masters & BMCRC Formula 400

RACE 18 - SECTOR ANALYSIS



SECTOR 1 = FL to I1, SECTOR 2 = I1 to FL, DIFF = Difference To Personal Best Lap, P = Crossed Finish Line in Pit Lane, D = Time Disallowed

P16 60 YPM_C Danny GOUGH			Yamaha TZR 250 - G Force Motorcycles			
IDEAL LAP TIME : 1:09.240		BEST LAP TIME : 1:09.240		DIFFERENCE : 0.000		
LAP	SECTOR 1	SECTOR 2	LAP TIME	MPH	DIFF	TIME OF DAY
1 -		31.747	1:17.761	67.40	8.521	17:27:46.063
2 -	38.558	31.338	1:09.896 (3)	74.99	0.656	17:28:55.959
3 -	38.608	31.825	1:10.433	74.41	1.193	17:30:06.392
4 -	38.989	31.338	1:10.327	74.53	1.087	17:31:16.719
5 -	38.660	31.230	1:09.890 (2)	74.99	0.650	17:32:26.609
6 -	39.896	31.136	1:11.032	73.79	1.792	17:33:37.641
7 -	40.055	31.106	1:11.161	73.65	1.921	17:34:48.802
8 -	38.468	30.772	1:09.240 (1)	75.70		17:35:58.042

P17 75 F400_S/F Mason GREASLEY			- Frame fast			
IDEAL LAP TIME : 1:09.378		BEST LAP TIME : 1:09.407		DIFFERENCE : 0.029		
LAP	SECTOR 1	SECTOR 2	LAP TIME	MPH	DIFF	TIME OF DAY
1 -		31.874	1:18.552	66.72	9.145	17:27:46.854
2 -	38.292	32.080	1:10.372	74.48	0.965	17:28:57.226
3 -	38.532	32.360	1:10.892	73.93	1.485	17:30:08.118
4 -	38.246	31.849	1:10.095 (3)	74.77	0.688	17:31:18.213
5 -	37.822	32.218	1:10.040 (2)	74.83	0.633	17:32:28.253
6 -	38.545	32.266	1:10.811	74.02	1.404	17:33:39.064
7 -	38.881	32.179	1:11.060	73.76	1.653	17:34:50.124
8 -	37.851	31.556	1:09.407 (1)	75.51		17:35:59.531

P18 152 F400_S Sean GOLDSMITH			Honda NC30 - Vanguard motorsport			
IDEAL LAP TIME : 1:09.564		BEST LAP TIME : 1:09.564		DIFFERENCE : 0.000		
LAP	SECTOR 1	SECTOR 2	LAP TIME	MPH	DIFF	TIME OF DAY
1 -		31.899	1:18.775	66.53	9.211	17:27:47.077
2 -	38.362	31.202	1:09.564 (1)	75.34		17:28:56.641
3 -	39.352	31.911	1:11.263	73.55	1.699	17:30:07.904
4 -	39.683	31.952	1:11.635	73.17	2.071	17:31:19.539
5 -	39.110	32.059	1:11.169 (3)	73.65	1.605	17:32:30.708
6 -	38.769	32.019	1:10.788 (2)	74.04	1.224	17:33:41.496
7 -	39.755	32.017	1:11.772	73.03	2.208	17:34:53.268
8 -	39.416	32.058	1:11.474	73.33	1.910	17:36:04.742

P19 73 YPM_C Colvin TURNER			Yamaha TZR250 -			
IDEAL LAP TIME : 1:10.795		BEST LAP TIME : 1:10.795		DIFFERENCE : 0.000		
LAP	SECTOR 1	SECTOR 2	LAP TIME	MPH	DIFF	TIME OF DAY
1 -		31.779	1:18.889	66.44	8.094	17:27:47.191
2 -	39.016	31.779	1:10.795 (1)	74.03		17:28:57.986
3 -	39.924	32.686	1:12.610 (3)	72.18	1.815	17:30:10.596
4 -	39.609	32.441	1:12.050 (2)	72.74	1.255	17:31:22.646
5 -	40.208	32.751	1:12.959	71.84	2.164	17:32:35.605
6 -	41.176	33.296	1:14.472	70.38	3.677	17:33:50.077
7 -	41.545	32.854	1:14.399	70.45	3.604	17:35:04.476
8 -	41.221	32.836	1:14.057	70.77	3.262	17:36:18.533

P20 84 YPM_R Bert ELLISON			Yamaha TZR250 - Ma n pa prentice			
IDEAL LAP TIME : 1:12.662		BEST LAP TIME : 1:12.751		DIFFERENCE : 0.089		
LAP	SECTOR 1	SECTOR 2	LAP TIME	MPH	DIFF	TIME OF DAY
1 -		33.036	1:22.646	63.42	9.895	17:27:50.948
2 -	42.091	33.244	1:15.335	69.57	2.584	17:29:06.283
3 -	41.456	32.871	1:14.327	70.52	1.576	17:30:20.610
4 -	40.687	32.289	1:12.976	71.82	0.225	17:31:33.586
5 -	40.589	32.162	1:12.751 (1)	72.04		17:32:46.337
6 -	40.713	32.747	1:13.460	71.35	0.709	17:33:59.797
7 -	40.500	32.452	1:12.952 (2)	71.84	0.201	17:35:12.749
8 -	40.787	32.187	1:12.974 (3)	71.82	0.223	17:36:25.723

BMCRC - MRO Championships 2024 - Rnd 2 @ Pembrey

DFDS Yamaha Past Masters & BMCRC Formula 400

RACE 18 - SECTOR ANALYSIS



SECTOR 1 = FL to I1, SECTOR 2 = I1 to FL, DIFF = Difference To Personal Best Lap, P = Crossed Finish Line in Pit Lane, D = Time Disallowed

P21 55 F400_S/F Magnus MANSON-CHUBB		Kawasaki ZXR400L -				
IDEAL LAP TIME : 1:12.518		BEST LAP TIME : 1:12.875		DIFFERENCE : 0.357		
LAP	SECTOR 1	SECTOR 2	LAP TIME	MPH	DIFF	TIME OF DAY
1 -		32.882	1:22.875	63.24	10.000	17:27:51.177
2 -	41.562	32.800	1:14.362	70.48	1.487	17:29:05.539
3 -	41.412	32.715	1:14.127	70.71	1.252	17:30:19.666
4 -	40.679	32.196	1:12.875 (1)	71.92		17:31:32.541
5 -	41.089	31.954	1:13.043 (2)	71.76	0.168	17:32:45.584
6 -	41.159	33.407	1:14.566	70.29	1.691	17:34:00.150
7 -	40.975	32.743	1:13.718	71.10	0.843	17:35:13.868
8 -	40.564	32.560	1:13.124 (3)	71.68	0.249	17:36:26.992

P22 46 YPM_C Kevin MARSHALL		Yamaha TZR250 - Stacey Processing				
IDEAL LAP TIME : 1:12.729		BEST LAP TIME : 1:13.248		DIFFERENCE : 0.519		
LAP	SECTOR 1	SECTOR 2	LAP TIME	MPH	DIFF	TIME OF DAY
1 -		32.812	1:23.188	63.00	9.940	17:27:51.490
2 -	41.921	33.274	1:15.195	69.70	1.947	17:29:06.685
3 -	41.373	32.819	1:14.192	70.64	0.944	17:30:20.877
4 -	41.232	32.016	1:13.248 (1)	71.55		17:31:34.125
5 -	41.082	32.569	1:13.651 (3)	71.16	0.403	17:32:47.776
6 -	41.200	33.144	1:14.344	70.50	1.096	17:34:02.120
7 -	40.713	32.727	1:13.440 (2)	71.37	0.192	17:35:15.560
8 -	41.801	33.359	1:15.160	69.73	1.912	17:36:30.720

P23 71 YPM Tess BICKERSTAFF		Yamaha TZR250 - Len Whalin				
IDEAL LAP TIME : 1:21.606		BEST LAP TIME : 1:22.561		DIFFERENCE : 0.955		
LAP	SECTOR 1	SECTOR 2	LAP TIME	MPH	DIFF	TIME OF DAY
1 -		36.389	1:30.075	58.19	7.514	17:27:58.377
2 -	46.073	36.488	1:22.561 (1)	63.48		17:29:20.938
3 -	45.678	36.987	1:22.665 (2)	63.40	0.104	17:30:43.603
4 -	45.964	37.936	1:23.900	62.47	1.339	17:32:07.503
5 -	47.829	37.835	1:25.664	61.18	3.103	17:33:33.167
6 -	48.563	37.057	1:25.620	61.21	3.059	17:34:58.787
7 -	46.740	35.928	1:22.668 (3)	63.40	0.107	17:36:21.455

P24 52 YPM_C Andy FLUX		Yamaha TZR 250 - Mach 1 Automotive LTD				
IDEAL LAP TIME : 1:10.900		BEST LAP TIME : 1:10.900		DIFFERENCE : 0.000		
LAP	SECTOR 1	SECTOR 2	LAP TIME	MPH	DIFF	TIME OF DAY
1 -		31.883	1:19.853	65.64	8.953	17:27:48.155
2 -	39.220	31.680	1:10.900 (1)	73.92		17:28:59.055

BMCRC - MRO Championships 2024 - Rnd 2 @ Pembrey

DFDS Yamaha Past Masters & BMCRC Formula 400

RACE 18 - BEST SECTORS

SECTOR 1			SECTOR 2			IDEAL / BEST COMPARISON						
POS	NO	NAME	TIME	NO	NAME	TIME	POS	NO	NAME	IDEAL	BEST	DIFF
									PERFECT LAP	1:04.657		
1	8	BALL	35.738	8	BALL	28.919	1	8	BALL	1:04.657	1:04.657	0.000
2	45	MACKENZIE	35.896	51	WHOLEY	29.129	2	51	WHOLEY	1:05.049	1:05.077	0.028
3	51	WHOLEY	35.920	45	MACKENZIE	29.219	3	45	MACKENZIE	1:05.115	1:05.381	0.266
4	69	PERRY	36.127	70	BURSCOUGH	29.298	4	49	BURCHELL	1:05.587	1:05.778	0.191
5	49	BURCHELL	36.183	49	BURCHELL	29.404	5	30	COOPER	1:05.875	1:05.926	0.051
6	30	COOPER	36.435	30	COOPER	29.440	6	70	BURSCOUGH	1:06.114	1:06.461	0.347
7	27	HAYWARD	36.591	27	HAYWARD	29.624	7	69	PERRY	1:06.189	1:06.312	0.123
8	70	BURSCOUGH	36.816	67	HARVEY	29.801	8	27	HAYWARD	1:06.215	1:06.410	0.195
9	26	LEE (ALSO F400_S)	36.879	12	WATT	30.006	9	67	HARVEY	1:06.998	1:07.170	0.172
10	12	WATT	37.111	69	PERRY	30.062	10	26	LEE (ALSO F400_S)	1:07.048	1:07.294	0.246
11	67	HARVEY	37.197	26	LEE (ALSO F400_S)	30.169	11	12	WATT	1:07.117	1:07.329	0.212
12	75	GREASLEY	37.822	95	MARSHALL	30.535	12	95	MARSHALL	1:08.576	1:09.125	0.549
13	95	MARSHALL	38.041	72	HAMILTON	30.616	13	72	HAMILTON	1:09.148	1:09.167	0.019
14	152	GOLDSMITH	38.362	37	NORTHOVER	30.766	14	60	GOUGH	1:09.240	1:09.240	0.000
15	60	GOUGH	38.468	60	GOUGH	30.772	15	75	GREASLEY	1:09.378	1:09.407	0.029
16	72	HAMILTON	38.532	333	STUBBERFIELD	30.824	16	37	NORTHOVER	1:09.383	1:09.565	0.182
17	37	NORTHOVER	38.617	152	GOLDSMITH	31.202	17	333	STUBBERFIELD	1:09.454	1:09.541	0.087
18	333	STUBBERFIELD	38.630	75	GREASLEY	31.556	18	152	GOLDSMITH	1:09.564	1:09.564	0.000
19	73	TURNER	39.016	52	FLUX	31.680	19	73	TURNER	1:10.795	1:10.795	0.000
20	52	FLUX	39.220	73	TURNER	31.779	20	52	FLUX	1:10.900	1:10.900	0.000
21	84	ELLISON	40.500	55	MANSON-CHUBB	31.954	21	55	MANSON-CHUBB	1:12.518	1:12.875	0.357
22	55	MANSON-CHUBB	40.564	46	MARSHALL	32.016	22	84	ELLISON	1:12.662	1:12.751	0.089
23	46	MARSHALL	40.713	84	ELLISON	32.162	23	46	MARSHALL	1:12.729	1:13.248	0.519
24	71	BICKERSTAFF	45.678	71	BICKERSTAFF	35.928	24	71	BICKERSTAFF	1:21.606	1:22.561	0.955

BMCRC - MRO Championships 2024 - Rnd 2 @ Pembrey

DFDS Yamaha Past Masters & BMCRC Formula 400

RACE 18 - STATISTICS

Competitors Started 24
Planned Start 2024-04-13 @ 17:40:00.000
Actual Start 2024-04-13 @ 17:26:28.301
Finish Time 2024-04-13 @ 17:35:17.278
Track Length 1.4560mi.
Total Laps 185
Total Distance Covered 269.3600mi.

Session Fastest Lap History

NO	CL	NAME	LAP TIME	TIME OF DAY	LAP	VEHICLE
51	YPM	Kevin WHOLEY	1:05.077	17:28:43.467	2	Yamaha TZR
8	YPM	David BALL	1:04.657	17:34:12.290	7	Yamaha TZR250

Session Leader History

NO	CL	NAME	FROM LAP	LAPS LED	DISTANCE	VEHICLE
51	YPM	Kevin WHOLEY	1	8	11.64 miles	Yamaha TZR

Flag History

TYPE	TIME OF DAY
GREEN	17:26:28.301
FINISH	17:35:17.278

Flag Statistics

TYPE	COUNT	TOTAL LAPS	TOTAL TIME
Green	1	8	10:11.308
Red	0	0	0.000
Safety Car	0	0	0.000
FCY	0	0	0.000

BMCRC - MRO Championships 2024 - Rnd 2 @ Pembrey

DFDS Yamaha Past Masters & BMCRC Formula 400

RACE 18 - STATISTICS

CLASS : F400_M

4 Starters

Fastest Lap History

NO	NAME	LAP TIME	TIME OF DAY	LAP	VEHICLE
49	William BURCHELL	1:06.998	17:28:46.926	2	Kawasaki ZXR400
45	Marley MACKENZIE	1:06.135	17:28:48.501	2	
45	Marley MACKENZIE	1:05.525	17:29:53.986	3	
45	Marley MACKENZIE	1:05.499	17:32:05.343	5	
45	Marley MACKENZIE	1:05.381	17:34:16.231	7	

Leader History

NO	NAME	FROM LAP	LAPS LED	DISTANCE	VEHICLE
49	William BURCHELL	1	3	4.36 miles	Kawasaki ZXR400
45	Marley MACKENZIE	4	5	7.28 miles	

BMCRC - MRO Championships 2024 - Rnd 2 @ Pembrey

DFDS Yamaha Past Masters & BMCRC Formula 400

RACE 18 - STATISTICS

CLASS : F400_R

1 Starters

Fastest Lap History

NO	NAME	LAP TIME	TIME OF DAY	LAP	VEHICLE
69	Kobe PERRY	1:07.242	17:28:50.093	2	Kawasaki NINJA 400
69	Kobe PERRY	1:07.148	17:32:14.082	5	Kawasaki NINJA 400
69	Kobe PERRY	1:06.312	17:35:37.424	8	Kawasaki NINJA 400

Leader History

NO	NAME	FROM LAP	LAPS LED	DISTANCE	VEHICLE
69	Kobe PERRY	1	8	11.64 miles	Kawasaki NINJA 400

BMCRC - MRO Championships 2024 - Rnd 2 @ Pembrey

DFDS Yamaha Past Masters & BMCRC Formula 400

RACE 18 - STATISTICS

CLASS : F400_S

2 Starters

Fastest Lap History

NO	NAME	LAP TIME	TIME OF DAY	LAP	VEHICLE
12	Kade WATT	1:07.682	17:28:51.993	2	Kawasaki NINJA 400
12	Kade WATT	1:07.433	17:29:59.425	3	Kawasaki NINJA 400
12	Kade WATT	1:07.430	17:31:06.855	4	Kawasaki NINJA 400
12	Kade WATT	1:07.388	17:32:14.244	5	Kawasaki NINJA 400
12	Kade WATT	1:07.329	17:35:37.368	8	Kawasaki NINJA 400

Leader History

NO	NAME	FROM LAP	LAPS LED	DISTANCE	VEHICLE
12	Kade WATT	1	8	11.64 miles	Kawasaki NINJA 400

BMCRC - MRO Championships 2024 - Rnd 2 @ Pembrey

DFDS Yamaha Past Masters & BMCRC Formula 400

RACE 18 - STATISTICS

CLASS : F400_S/R

3 Starters

Fastest Lap History

NO	NAME	LAP TIME	TIME OF DAY	LAP	VEHICLE
37	Jonny NORTHOVER	1:10.010	17:28:56.217	2	Honda CBR400RR
37	Jonny NORTHOVER	1:09.565	17:31:16.425	4	Honda CBR400RR
75	Mason GREASLEY	1:09.407	17:35:59.545	8	

Leader History

NO	NAME	FROM LAP	LAPS LED	DISTANCE	VEHICLE
37	Jonny NORTHOVER	1	8	11.64 miles	Honda CBR400RR

BMCRC - MRO Championships 2024 - Rnd 2 @ Pembrey

DFDS Yamaha Past Masters & BMCRC Formula 400

RACE 18 - STATISTICS

CLASS : YPM

7 Starters

Fastest Lap History

NO	NAME	LAP TIME	TIME OF DAY	LAP	VEHICLE
51	Kevin WHOLEY	1:05.077	17:28:43.467	2	Yamaha TZR
8	David BALL	1:04.657	17:34:12.290	7	Yamaha TZR250

Leader History

NO	NAME	FROM LAP	LAPS LED	DISTANCE	VEHICLE
51	Kevin WHOLEY	1	8	11.64 miles	Yamaha TZR

BMCRC - MRO Championships 2024 - Rnd 2 @ Pembrey

DFDS Yamaha Past Masters & BMCRC Formula 400

RACE 18 - STATISTICS

CLASS : YPM_C

6 Starters

Fastest Lap History

NO	NAME	LAP TIME	TIME OF DAY	LAP	VEHICLE
333	Mark STUBBERFIELD	1:09.933	17:28:55.172	2	Yamaha TZR250
60	Danny GOUGH	1:09.896	17:28:55.990	2	Yamaha TZR 250
333	Mark STUBBERFIELD	1:09.883	17:30:05.055	3	Yamaha TZR250
72	John HAMILTON	1:09.167	17:31:15.506	4	Yamaha TRZ250

Leader History

NO	NAME	FROM LAP	LAPS LED	DISTANCE	VEHICLE
333	Mark STUBBERFIELD	1	6	8.73 miles	Yamaha TZR250
72	John HAMILTON	7	1	1.45 miles	Yamaha TRZ250
333	Mark STUBBERFIELD	8	1	1.45 miles	Yamaha TZR250

BMCRC - MRO Championships 2024 - Rnd 2 @ Pembrey

DFDS Yamaha Past Masters & BMCRC Formula 400

RACE 18 - STATISTICS

CLASS : YPM_R

1 Starters

Fastest Lap History

NO	NAME	LAP TIME	TIME OF DAY	LAP	VEHICLE
84	Bert ELLISON	1:15.335	17:29:06.317	2	Yamaha TZR250
84	Bert ELLISON	1:14.327	17:30:20.644	3	Yamaha TZR250
84	Bert ELLISON	1:12.976	17:31:33.620	4	Yamaha TZR250
84	Bert ELLISON	1:12.751	17:32:46.371	5	Yamaha TZR250

Leader History

NO	NAME	FROM LAP	LAPS LED	DISTANCE	VEHICLE
84	Bert ELLISON	1	8	11.64 miles	Yamaha TZR250

BMCRC - MRO Championships 2024 - Rnd 2 @ Pembrey

DFDS Yamaha Past Masters & BMCRC Formula 400

RACE 9 - GRID (12 Laps)



ROW 10	30	100	Chris WHITLOCK	29	2	Andrew GILL	28	17	Freddie BATE	
ROW 9		27	161	Aleisha LAYTON	26	90	Steve RAPA	25	58	James ROBINSON
ROW 8		24	71	Tess BICKERSTAFF	23	46	Kevin MARSHALL	22	55	Magnus MANSON-CHUBB
			1:22.561			1:13.248			1:12.875	
ROW 7		21	84	Bert ELLISON	20	52	Andy FLUX	19	73	Colvin TURNER
			1:12.751			1:10.900			1:10.795	
ROW 6		18	37	Jonny NORTHOVER	17	152	Sean GOLDSMITH	16	333	Mark STUBBERFIELD
			1:09.565			1:09.564			1:09.541	
ROW 5		15	75	Mason GREASLEY	14	60	Danny GOUGH	13	72	John HAMILTON
			1:09.407			1:09.240			1:09.167	
ROW 4		12	95	Greg MARSHALL	11	12	Kade WATT	10	26	Damian LEE (ALSO F400_S)
			1:09.125			1:07.329			1:07.294	
ROW 3		9	67	Simon HARVEY	8	70	Andrew BURSCOUGH	7	27	Richard HAYWARD
			1:07.170			1:06.461			1:06.410	
ROW 2		6	69	Kobe PERRY	5	30	Alan COOPER	4	49	William BURCHELL
			1:06.312			1:05.926			1:05.778	
ROW 1		3	45	Marley MACKENZIE	2	51	Kevin WHOLEY	1	8	David BALL
			1:05.381			1:05.077			1:04.657	
									Pole	

These results are provisional until the conclusion of any judicial and technical matters.

Pembrey National: 1.4560 miles

Clerk Of Course:	Stewards:	Timekeeper:	<i>Craig Smith</i>	
------------------	-----------	-------------	--------------------	--

Results can be found at www.tsl-timing.com

Printed - 17:39 Saturday, 13 April 2024



BMCRC - MRO Championships 2024 - Rnd 2 @ Pembrey

DFDS Yamaha Past Masters & BMCRC Formula 400

RACE 9 - CLASSIFICATION

Race Distance: 6 Laps / 8.73 miles



POS	NO	CL	PIC	NAME	ENTRY	LAPS	TIME	GAP	DIFF	MPH	BEST	ON	GRD	↑↓
1	51	YPM	1	Kevin WHOLEY	Yamaha TZR - Twistgrip Motorcycles	6	6:33.670			79.88	1:04.383	2	2	1
2	8	YPM	2	David BALL	Yamaha TZR250 - Gardiner Page and Roe pension consulte	6	6:38.627	4.957	4.957	78.89	1:05.219	6	1	-1
3	45	F400_M	1	Marley MACKENZIE	- Kirkcaldy Kawasaki, ELPM	6	6:39.039	5.369	0.412	78.81	1:05.044	3	3	0
4	67	F400_M	2	Simon HARVEY	Kawasaki ZX4RR - Retirement Fund Racing	6	6:43.430	9.760	4.391	77.95	1:05.304	6	9	5
5	30	YPM	3	Alan COOPER	Yamaha TZR250 - Twistgrip Motorcycles	6	6:44.967	11.297	1.537	77.65	1:05.792	2	5	0
6	95	F400_M	3	Greg MARSHALL	Kawasaki NINJA 400 - EBCBrakes , HELPerformance, R&G	6	6:46.152	12.482	1.185	77.43	1:05.932	6	12	6
7	49	F400_M	4	William BURCHELL	Kawasaki ZXR400 - SWB Racing / RWEC / SRA / Canopy Pr	6	6:48.375	14.705	2.223	77.01	1:06.492	2	4	-3
8	12	F400_S	1	Kade WATT	Kawasaki NINJA 400 - 3D Racing	6	6:50.505	16.835	2.130	76.61	1:06.975	4	11	3
9	27	YPM	4	Richard HAYWARD	Yamaha TZR - BC vehicle repairs/ Snap on Tools	6	6:50.578	16.908	0.073	76.59	1:06.682	3	7	-2
10	90	F400_S	2	Steve RAPA	Honda RVF400 (BRUCE) - My Own Fair Hands	6	7:00.814	27.144	10.236	74.73	1:07.304	6	26	16
11	26	YPM	5	Damian LEE (ALSO F400_S)	Yamaha TZR250 - Leed Autos	6	7:02.785	29.115	1.971	74.38	1:06.989	5	10	-1
12	72	YPM_C	1	John HAMILTON	Yamaha TRZ250 - LW Racing	6	7:04.334	30.664	1.549	74.11	1:07.818	2	13	1
13	60	YPM_C	2	Danny GOUGH	Yamaha TZR 250 - G Force Motorcycles	6	7:05.021	31.351	0.687	73.99	1:08.222	6	14	1
14	37	F400_S/R	1	Jonny NORTHOVER	Honda CBR400RR - NSE Racing	6	7:07.831	34.161	2.810	73.50	1:09.140	5	18	4
15	75	F400_S/R	2	Mason GREASLEY	- Frame fast	6	7:12.601	38.931	4.770	72.69	1:10.526	6	15	0
16	73	YPM_C	3	Colvin TURNER	Yamaha TZR250 -	6	7:27.022	53.352	14.421	70.35	1:12.584	5	19	3
17	55	F400_S/R	3	Magnus MANSON-CHUBB	Kawasaki ZXR400L -	6	7:30.139	56.469	3.117	69.86	1:13.066	4	22	5
18	46	YPM_C	4	Kevin MARSHALL	Yamaha TZR250 - Stacey Processing	6	7:36.229	1:02.559	6.090	68.93	1:13.959	4	23	5
19	84*	YPM_R	1	Bert ELLISON	Yamaha TZR250 - Ma n pa prentice	6	7:37.341	1:03.671	1.112	68.76	1:11.865	3	21	2
20	71	YPM	6	Tess BICKERSTAFF	Yamaha TZR250 - Len Whalin	5	7:09.395	1 Lap	1 Lap	61.03	1:22.077	2	24	4

NOT CLASSIFIED

DNF	152	F400_S		Sean GOLDSMITH	Honda NC30 - Vanguard motorsport	5	6:06.353	1 Lap		71.53	1:11.544	3	17	
DNF	70	YPM		Andrew BURSCOUGH	Yamaha YPVS 350 - Mad biker designs/Martitanium	1	1:12.404	5 Laps	4 Laps	72.39			8	
DNF	333	YPM_C		Mark STUBBERFIELD	Yamaha TZR250 - Polished concrete London	1	1:15.666	5 Laps		3.262	69.27		16	
DNF	17	F400_S		Freddie BATE	Kawasaki ZXR400 - Hartjay	1	2:52.369	5 Laps	1:36.703	30.40			28	

FASTEST LAP

51	YPM	Kevin WHOLEY	Yamaha TZR - Twistgrip Motorcycles	2	1:04.383	81.41 mph	131.02 kph
45	F400_M	Marley MACKENZIE	- Kirkcaldy Kawasaki, ELPM	3	1:05.044	80.58 mph	129.68 kph
12	F400_S	Kade WATT	Kawasaki NINJA 400 - 3D Racing	4	1:06.975	78.26 mph	125.95 kph
72	YPM_C	John HAMILTON	Yamaha TRZ250 - LW Racing	2	1:07.818	77.28 mph	124.38 kph
37	F400_S/R	Jonny NORTHOVER	Honda CBR400RR - NSE Racing	5	1:09.140	75.81 mph	122.00 kph
84	YPM_R	Bert ELLISON	Yamaha TZR250 - Ma n pa prentice	3	1:11.865	72.93 mph	117.38 kph

Comments:

* No. 84 - 10 second penalty - yellow flag infringement

Class YPM - 92.5% of Race Speed = 73.88 mph

Class F400_M - 92.5% of Race Speed = 72.89 mph

Class F400_S - 92.5% of Race Speed = 70.86 mph

Class YPM_C - 92.5% of Race Speed = 68.55 mph

Class F400_S/R - 92.5% of Race Speed = 67.98 mph

Class YPM_R - 92.5% of Race Speed = 63.60 mph

Weather / Track : Sunny / Dry

These results are provisional until the conclusion of any judicial and technical matters.

Date: 14/04/2024 Start: 12:13 Finish: 12:20

Pembrey National: 1.4560 miles

Clerk Of Course:	Stewards:	Timekeeper:	<i>Craig Smith</i>	
------------------	-----------	-------------	--------------------	--

Results can be found at www.tsl-timing.com

Printed - 12:23 Sunday, 14 April 2024



BMCRC - MRO Championships 2024 - Rnd 2 @ Pembrey

DFDS Yamaha Past Masters & BMCRC Formula 400

RACE 9 - LAP CHART

LAP 1 @ 12:14:50.408

NO	BEHIND	LAP TIME
51		1:09.199
8	1.823	1:11.022
49	1.858	1:11.057
45	3.083	1:12.282
30	3.197	1:12.396
70	3.205	1:12.404
95	4.355	1:13.554
12	4.673	1:13.872
67	4.745	1:13.944
27	4.987	1:14.186
72	6.033	1:15.232
333	6.467	1:15.666
60	8.522	1:17.721
37	9.086	1:18.285
75	9.578	1:18.777
152	9.881	1:19.080
73	11.584	1:20.783
26	12.814	1:22.013
55	13.375	1:22.574
90	13.441	1:22.640
84	14.845	1:24.044
46	16.271	1:25.470
71	20.585	1:29.784

LAP 2 @ 12:15:54.791

NO	BEHIND	LAP TIME
51		1:04.383
8	2.660	1:05.220
45	3.886	1:05.186
49	3.967	1:06.492
30	4.606	1:05.792
95	6.604	1:06.632
67	6.732	1:06.370
12	8.120	1:07.830
27	8.237	1:07.633
72	9.468	1:07.818
60	13.807	1:09.668
37	15.172	1:10.469
26	16.388	1:07.957
75	16.514	1:11.319
90	16.617	1:07.559
152	17.081	1:11.583
73	20.547	1:13.346
55	22.529	1:13.537
84	22.761	1:12.299
46	26.499	1:14.611
71	38.279	1:22.077
17	1 Lap	2:52.369

LAP 3 @ 12:17:00.306

NO	BEHIND	LAP TIME
51		1:05.515
8	2.541	1:05.396
45	3.415	1:05.044
49	5.603	1:07.151
30	5.651	1:06.560
67	7.293	1:06.076
95	7.958	1:06.869
27	9.404	1:06.682
12	10.278	1:07.673
72	13.728	1:09.775
60	18.547	1:10.255

90	19.282	1:08.180
26	19.781	1:08.908
37	20.137	1:10.480
75	21.717	1:10.718
152	23.110	1:11.544
84	29.111	1:11.865
73	29.357	1:14.325
55	30.531	1:13.517
46	34.992	1:14.008
71	58.679	1:25.915

LAP 4 @ 12:18:05.094

NO	BEHIND	LAP TIME
51		1:04.788
8	3.174	1:05.421
45	3.942	1:05.315
30	7.685	1:06.822
49	8.127	1:07.312
67	8.273	1:05.768
95	9.431	1:06.261
27	11.817	1:07.201
12	12.465	1:06.975
72	19.330	1:10.390
90	22.095	1:07.601
26	23.849	1:08.856
60	24.506	1:10.747
37	24.846	1:09.497
75	27.657	1:10.728
152	30.653	1:12.331
84	37.026	1:12.703
73	37.169	1:12.600
55	38.809	1:13.066
46	44.163	1:13.959

LAP 5 @ 12:19:10.327

NO	BEHIND	LAP TIME
51		1:05.233
8	4.290	1:06.349
45	4.533	1:05.824
67	9.008	1:05.968
30	9.620	1:07.168
95	11.102	1:06.904
49	11.402	1:08.508
71	1 Lap	1:24.961
27	14.005	1:07.421
12	14.246	1:07.014
72	24.307	1:10.210
90	24.392	1:07.530
26	25.605	1:06.989
60	27.681	1:08.408
37	28.753	1:09.140
75	32.957	1:10.533
152	37.235	1:11.815
84	43.737	1:11.944
73	44.520	1:12.584
55	46.652	1:13.076
46	52.957	1:14.027

LAP 6 @ 12:20:14.879

NO	BEHIND	LAP TIME
51		1:04.552
8	4.957	1:05.219
45	5.369	1:05.388
67	9.760	1:05.304

30	11.297	1:06.229
95	12.482	1:05.932
49	14.705	1:07.855
12	16.835	1:07.141
27	16.908	1:07.455
90	27.144	1:07.304
26	29.115	1:08.062
72	30.664	1:10.909
60	31.351	1:08.222
37	34.161	1:09.960
71	1 Lap	1:26.658
75	38.931	1:10.526
73	53.352	1:13.384
84	53.671	1:14.486
55	56.469	1:14.369
46	1:02.559	1:14.154

BMCRC - MRO Championships 2024 - Rnd 2 @ Pembrey

DFDS Yamaha Past Masters & BMCRC Formula 400

RACE 9 - POSITION CHART

No	Name	Lap						
		Pos	1	2	3	4	5	6
8	BALL	1	51	51	51	51	51	51
51	WHOLEY	2	8	8	8	8	8	8
45	MACKENZIE	3	49	45	45	45	45	45
49	BURCHELL	4	45	49	49	30	67	67
30	COOPER	5	30	30	30	49	30	30
27	HAYWARD	6	70	95	67	67	95	95
70	BURSCOUGH	7	95	67	95	95	49	49
67	HARVEY	8	12	12	27	27	27	12
26	LEE (ALSO F400_S)	9	67	27	12	12	12	27
12	WATT	10	27	72	72	72	72	90
95	MARSHALL	11	72	60	60	90	90	26
72	HAMILTON	12	333	37	90	26	26	72
60	GOUGH	13	60	26	26	60	60	60
75	GREASLEY	14	37	75	37	37	37	37
333	STUBBERFIELD	15	75	90	75	75	75	75
152	GOLDSMITH	16	152	152	152	152	152	73
37	NORTHOVER	17	73	73	84	84	84	84
73	TURNER	18	26	55	73	73	73	55
84	ELLISON	19	55	84	55	55	55	46
55	MANSON-CHUBB	20	90	46	46	46	46	
46	MARSHALL	21	84	71	71	71	71	
71	BICKERSTAFF	22	46					
90	RAPA	23	71					
17	BATE	24	17					

BMCRC - MRO Championships 2024 - Rnd 2 @ Pembrey

DFDS Yamaha Past Masters & BMCRC Formula 400

RACE 9 - SECTOR ANALYSIS



SECTOR 1 = FL to I1, SECTOR 2 = I1 to FL, DIFF = Difference To Personal Best Lap, P = Crossed Finish Line in Pit Lane, D = Time Disallowed

P1		51 YPM Kevin WHOLEY		Yamaha TZR - Twistgrip Motorcycles		
IDEAL LAP TIME : 1:04.368		BEST LAP TIME : 1:04.383		DIFFERENCE : 0.015		
LAP	SECTOR 1	SECTOR 2	LAP TIME	MPH	DIFF	TIME OF DAY
1 -		28.824	1:09.199	75.74	4.816	12:14:50.408
2 -	35.791	28.592	1:04.383 (1)	81.41		12:15:54.791
3 -	36.111	29.404	1:05.515	80.00	1.132	12:17:00.306
4 -	35.776	29.012	1:04.788 (3)	80.90	0.405	12:18:05.094
5 -	36.200	29.033	1:05.233	80.35	0.850	12:19:10.327
6 -	35.808	28.744	1:04.552 (2)	81.19	0.169	12:20:14.879

P2		8 YPM David BALL		Yamaha TZR250 - Gardiner Page and Roe pension consultants		
IDEAL LAP TIME : 1:04.739		BEST LAP TIME : 1:05.219		DIFFERENCE : 0.480		
LAP	SECTOR 1	SECTOR 2	LAP TIME	MPH	DIFF	TIME OF DAY
1 -		29.527	1:11.022	73.80	5.803	12:14:52.231
2 -	36.110	29.110	1:05.220 (2)	80.36	0.001	12:15:57.451
3 -	35.869	29.527	1:05.396 (3)	80.15	0.177	12:17:02.847
4 -	35.763	29.658	1:05.421	80.12	0.202	12:18:08.268
5 -	36.768	29.581	1:06.349	79.00	1.130	12:19:14.617
6 -	36.243	28.976	1:05.219 (1)	80.36		12:20:19.836

P3		45 F400_M Marley MACKENZIE		- Kirkcaldy Kawasaki, ELPM		
IDEAL LAP TIME : 1:04.737		BEST LAP TIME : 1:05.044		DIFFERENCE : 0.307		
LAP	SECTOR 1	SECTOR 2	LAP TIME	MPH	DIFF	TIME OF DAY
1 -		29.718	1:12.282	72.51	7.238	12:14:53.491
2 -	36.119	29.067	1:05.186 (2)	80.40	0.142	12:15:58.677
3 -	35.800	29.244	1:05.044 (1)	80.58		12:17:03.721
4 -	35.999	29.316	1:05.315 (3)	80.25	0.271	12:18:09.036
5 -	36.237	29.587	1:05.824	79.63	0.780	12:19:14.860
6 -	36.451	28.937	1:05.388	80.16	0.344	12:20:20.248

P4		67 F400_M Simon HARVEY		Kawasaki ZX4RR - Retirement Fund Racing		
IDEAL LAP TIME : 1:05.171		BEST LAP TIME : 1:05.304		DIFFERENCE : 0.133		
LAP	SECTOR 1	SECTOR 2	LAP TIME	MPH	DIFF	TIME OF DAY
1 -		29.889	1:13.944	70.88	8.640	12:14:55.153
2 -	36.563	29.807	1:06.370	78.97	1.066	12:16:01.523
3 -	36.400	29.676	1:06.076	79.32	0.772	12:17:07.599
4 -	35.876	29.892	1:05.768 (2)	79.69	0.464	12:18:13.367
5 -	36.503	29.465	1:05.968 (3)	79.45	0.664	12:19:19.335
6 -	36.009	29.295	1:05.304 (1)	80.26		12:20:24.639

P5		30 YPM Alan COOPER		Yamaha TZR250 - Twistgrip Motorcycles		
IDEAL LAP TIME : 1:05.623		BEST LAP TIME : 1:05.792		DIFFERENCE : 0.169		
LAP	SECTOR 1	SECTOR 2	LAP TIME	MPH	DIFF	TIME OF DAY
1 -		29.673	1:12.396	72.40	6.604	12:14:53.605
2 -	36.655	29.137	1:05.792 (1)	79.66		12:15:59.397
3 -	36.499	30.061	1:06.560 (3)	78.75	0.768	12:17:05.957
4 -	37.045	29.777	1:06.822	78.44	1.030	12:18:12.779
5 -	37.302	29.866	1:07.168	78.03	1.376	12:19:19.947
6 -	36.486	29.743	1:06.229 (2)	79.14	0.437	12:20:26.176

P6		95 F400_M Greg MARSHALL		Kawasaki NINJA 400 - EBCBrakes ,HELPerformance, R&G		
IDEAL LAP TIME : 1:05.915		BEST LAP TIME : 1:05.932		DIFFERENCE : 0.017		
LAP	SECTOR 1	SECTOR 2	LAP TIME	MPH	DIFF	TIME OF DAY
1 -		29.911	1:13.554	71.26	7.622	12:14:54.763
2 -	36.835	29.797	1:06.632 (3)	78.66	0.700	12:16:01.395
3 -	36.880	29.989	1:06.869	78.38	0.937	12:17:08.264
4 -	36.391	29.870	1:06.261 (2)	79.10	0.329	12:18:14.525
5 -	36.675	30.229	1:06.904	78.34	0.972	12:19:21.429
6 -	36.408	29.524	1:05.932 (1)	79.50		12:20:27.361

BMCRC - MRO Championships 2024 - Rnd 2 @ Pembrey

DFDS Yamaha Past Masters & BMCRC Formula 400

RACE 9 - SECTOR ANALYSIS



SECTOR 1 = FL to I1, SECTOR 2 = I1 to FL, DIFF = Difference To Personal Best Lap, P = Crossed Finish Line in Pit Lane, D = Time Disallowed

P7 49 F400_M William BURCHELL		Kawasaki ZXR400 - SWB Racing / RWEC / SRA / Canopy Pro				
IDEAL LAP TIME : 1:06.019		BEST LAP TIME : 1:06.492		DIFFERENCE : 0.473		
LAP	SECTOR 1	SECTOR 2	LAP TIME	MPH	DIFF	TIME OF DAY
1 -		29.803	1:11.057	73.76	4.565	12:14:52.266
2 -	36.998	29.494	1:06.492 (1)	78.83		12:15:58.758
3 -	36.525	30.626	1:07.151 (2)	78.05	0.659	12:17:05.909
4 -	37.317	29.995	1:07.312 (3)	77.87	0.820	12:18:13.221
5 -	37.730	30.778	1:08.508	76.51	2.016	12:19:21.729
6 -	37.146	30.709	1:07.855	77.24	1.363	12:20:29.584

P8 12 F400_S Kade WATT		Kawasaki NINJA 400 - 3D Racing				
IDEAL LAP TIME : 1:06.954		BEST LAP TIME : 1:06.975		DIFFERENCE : 0.021		
LAP	SECTOR 1	SECTOR 2	LAP TIME	MPH	DIFF	TIME OF DAY
1 -		30.467	1:13.872	70.95	6.897	12:14:55.081
2 -	37.589	30.241	1:07.830	77.27	0.855	12:16:02.911
3 -	37.447	30.226	1:07.673	77.45	0.698	12:17:10.584
4 -	36.987	29.988	1:06.975 (1)	78.26		12:18:17.559
5 -	36.966	30.048	1:07.014 (2)	78.21	0.039	12:19:24.573
6 -	37.047	30.094	1:07.141 (3)	78.06	0.166	12:20:31.714

P9 27 YPM Richard HAYWARD		Yamaha TZR - BC vehicle repairs/ Snap on Tools				
IDEAL LAP TIME : 1:06.632		BEST LAP TIME : 1:06.682		DIFFERENCE : 0.050		
LAP	SECTOR 1	SECTOR 2	LAP TIME	MPH	DIFF	TIME OF DAY
1 -		30.769	1:14.186	70.65	7.504	12:14:55.395
2 -	37.356	30.277	1:07.633	77.50	0.951	12:16:03.028
3 -	36.641	30.041	1:06.682 (1)	78.60		12:17:09.710
4 -	37.210	29.991	1:07.201 (2)	77.99	0.519	12:18:16.911
5 -	37.096	30.325	1:07.421 (3)	77.74	0.739	12:19:24.332
6 -	36.895	30.560	1:07.455	77.70	0.773	12:20:31.787

P10 90 F400_S Steve RAPA		Honda RVF400 (BRUCE) - My Own Fair Hands				
IDEAL LAP TIME : 1:06.847		BEST LAP TIME : 1:07.304		DIFFERENCE : 0.457		
LAP	SECTOR 1	SECTOR 2	LAP TIME	MPH	DIFF	TIME OF DAY
1 -		31.319	1:22.640	63.42	15.336	12:15:03.849
2 -	37.439	30.120	1:07.559 (3)	77.58	0.255	12:16:11.408
3 -	37.434	30.746	1:08.180	76.87	0.876	12:17:19.588
4 -	37.703	29.898	1:07.601	77.53	0.297	12:18:27.189
5 -	36.949	30.581	1:07.530 (2)	77.61	0.226	12:19:34.719
6 -	37.033	30.271	1:07.304 (1)	77.87		12:20:42.023

P11 26 YPM Damian LEE (ALSO F400_S)		Yamaha TZR250 - Leed Autos				
IDEAL LAP TIME : 1:06.815		BEST LAP TIME : 1:06.989		DIFFERENCE : 0.174		
LAP	SECTOR 1	SECTOR 2	LAP TIME	MPH	DIFF	TIME OF DAY
1 -		31.841	1:22.013	63.91	15.024	12:15:03.222
2 -	37.645	30.312	1:07.957 (2)	77.13	0.968	12:16:11.179
3 -	37.832	31.076	1:08.908	76.06	1.919	12:17:20.087
4 -	37.961	30.895	1:08.856	76.12	1.867	12:18:28.943
5 -	36.503	30.486	1:06.989 (1)	78.24		12:19:35.932
6 -	36.959	31.103	1:08.062 (3)	77.01	1.073	12:20:43.994

P12 72 YPM_C John HAMILTON		Yamaha TRZ250 - LW Racing				
IDEAL LAP TIME : 1:07.818		BEST LAP TIME : 1:07.818		DIFFERENCE : 0.000		
LAP	SECTOR 1	SECTOR 2	LAP TIME	MPH	DIFF	TIME OF DAY
1 -		30.783	1:15.232	69.67	7.414	12:14:56.441
2 -	37.293	30.525	1:07.818 (1)	77.28		12:16:04.259
3 -	37.730	32.045	1:09.775 (2)	75.12	1.957	12:17:14.034
4 -	38.790	31.600	1:10.390	74.46	2.572	12:18:24.424
5 -	38.561	31.649	1:10.210 (3)	74.65	2.392	12:19:34.634
6 -	39.161	31.748	1:10.909	73.92	3.091	12:20:45.543

BMCRC - MRO Championships 2024 - Rnd 2 @ Pembrey

DFDS Yamaha Past Masters & BMCRC Formula 400

RACE 9 - SECTOR ANALYSIS



SECTOR 1 = FL to I1, SECTOR 2 = I1 to FL, DIFF = Difference To Personal Best Lap, P = Crossed Finish Line in Pit Lane, D = Time Disallowed

P13 60 YPM_C Danny GOUGH			Yamaha TZR 250 - G Force Motorcycles			
IDEAL LAP TIME : 1:08.222		BEST LAP TIME : 1:08.222		DIFFERENCE : 0.000		
LAP	SECTOR 1	SECTOR 2	LAP TIME	MPH	DIFF	TIME OF DAY
1 -		31.159	1:17.721	67.44	9.499	12:14:58.930
2 -	37.789	31.879	1:09.668 (3)	75.23	1.446	12:16:08.598
3 -	38.720	31.535	1:10.255	74.60	2.033	12:17:18.853
4 -	39.087	31.660	1:10.747	74.08	2.525	12:18:29.600
5 -	37.567	30.841	1:08.408 (2)	76.62	0.186	12:19:38.008
6 -	37.528	30.694	1:08.222 (1)	76.83		12:20:46.230

P14 37 F400_S/F Jonny NORTHOVER			Honda CBR400RR - NSE Racing			
IDEAL LAP TIME : 1:08.802		BEST LAP TIME : 1:09.140		DIFFERENCE : 0.338		
LAP	SECTOR 1	SECTOR 2	LAP TIME	MPH	DIFF	TIME OF DAY
1 -		30.689	1:18.285	66.95	9.145	12:14:59.494
2 -	39.387	31.082	1:10.469	74.38	1.329	12:16:09.963
3 -	38.803	31.677	1:10.480	74.37	1.340	12:17:20.443
4 -	38.113	31.384	1:09.497 (2)	75.42	0.357	12:18:29.940
5 -	38.135	31.005	1:09.140 (1)	75.81		12:19:39.080
6 -	38.367	31.593	1:09.960 (3)	74.92	0.820	12:20:49.040

P15 75 F400_S/F Mason GREASLEY			- Frame fast			
IDEAL LAP TIME : 1:10.098		BEST LAP TIME : 1:10.526		DIFFERENCE : 0.428		
LAP	SECTOR 1	SECTOR 2	LAP TIME	MPH	DIFF	TIME OF DAY
1 -		31.788	1:18.777	66.53	8.251	12:14:59.986
2 -	39.098	32.221	1:11.319	73.49	0.793	12:16:11.305
3 -	38.491	32.227	1:10.718 (3)	74.11	0.192	12:17:22.023
4 -	38.522	32.206	1:10.728	74.10	0.202	12:18:32.751
5 -	38.451	32.082	1:10.533 (2)	74.31	0.007	12:19:43.284
6 -	38.310	32.216	1:10.526 (1)	74.32		12:20:53.810

P16 73 YPM_C Colvin TURNER			Yamaha TZR250 -			
IDEAL LAP TIME : 1:11.655		BEST LAP TIME : 1:12.584		DIFFERENCE : 0.929		
LAP	SECTOR 1	SECTOR 2	LAP TIME	MPH	DIFF	TIME OF DAY
1 -		31.523	1:20.783	64.88	8.199	12:15:01.992
2 -	40.559	32.787	1:13.346 (3)	71.46	0.762	12:16:15.338
3 -	41.743	32.582	1:14.325	70.52	1.741	12:17:29.663
4 -	40.193	32.407	1:12.600 (2)	72.19	0.016	12:18:42.263
5 -	40.132	32.452	1:12.584 (1)	72.21		12:19:54.847
6 -	40.451	32.933	1:13.384	71.42	0.800	12:21:08.231

P17 55 F400_S/F Magnus MANSON-CHUBB			Kawasaki ZXR400L -			
IDEAL LAP TIME : 1:12.434		BEST LAP TIME : 1:13.066		DIFFERENCE : 0.632		
LAP	SECTOR 1	SECTOR 2	LAP TIME	MPH	DIFF	TIME OF DAY
1 -		32.483	1:22.574	63.47	9.508	12:15:03.783
2 -	40.771	32.766	1:13.537	71.27	0.471	12:16:17.320
3 -	41.111	32.406	1:13.517 (3)	71.29	0.451	12:17:30.837
4 -	40.028	33.038	1:13.066 (1)	71.73		12:18:43.903
5 -	40.656	32.420	1:13.076 (2)	71.72	0.010	12:19:56.979
6 -	41.617	32.752	1:14.369	70.48	1.303	12:21:11.348

P18 46 YPM_C Kevin MARSHALL			Yamaha TZR250 - Stacey Processing			
IDEAL LAP TIME : 1:13.680		BEST LAP TIME : 1:13.959		DIFFERENCE : 0.279		
LAP	SECTOR 1	SECTOR 2	LAP TIME	MPH	DIFF	TIME OF DAY
1 -		34.334	1:25.470	61.32	11.511	12:15:06.679
2 -	41.527	33.084	1:14.611	70.25	0.652	12:16:21.290
3 -	40.679	33.329	1:14.008 (2)	70.82	0.049	12:17:35.298
4 -	40.958	33.001	1:13.959 (1)	70.87		12:18:49.257
5 -	40.859	33.168	1:14.027 (3)	70.80	0.068	12:20:03.284
6 -	41.081	33.073	1:14.154	70.68	0.195	12:21:17.438

BMCRC - MRO Championships 2024 - Rnd 2 @ Pembrey

DFDS Yamaha Past Masters & BMCRC Formula 400

RACE 9 - SECTOR ANALYSIS



SECTOR 1 = FL to I1, SECTOR 2 = I1 to FL, DIFF = Difference To Personal Best Lap, P = Crossed Finish Line in Pit Lane, D = Time Disallowed

LAP	SECTOR 1	SECTOR 2	LAP TIME	MPH	DIFF	TIME OF DAY
P19 84 YPM_R Bert ELLISON Yamaha TZR250 - Ma n pa prentice						
IDEAL LAP TIME : 1:11.537		BEST LAP TIME : 1:11.865		DIFFERENCE : 0.328		
1 -		33.630	1:24.044	62.36	12.179	12:15:05.253
2 -	40.197	32.102	1:12.299 (3)	72.49	0.434	12:16:17.552
3 -	39.967	31.898	1:11.865 (1)	72.93		12:17:29.417
4 -	39.861	32.842	1:12.703	72.09	0.838	12:18:42.120
5 -	39.639	32.305	1:11.944 (2)	72.85	0.079	12:19:54.064
6 -	40.994	33.492	1:14.486	70.37	2.621	12:21:08.550
P20 71 YPM Tess BICKERSTAFF Yamaha TZR250 - Len Whalin						
IDEAL LAP TIME : 1:20.835		BEST LAP TIME : 1:22.077		DIFFERENCE : 1.242		
1 -		36.021	1:29.784	58.37	7.707	12:15:10.993
2 -	44.814	37.263	1:22.077 (1)	63.86		12:16:33.070
3 -	45.832	40.083	1:25.915 (3)	61.00	3.838	12:17:58.985
4 -	47.583	37.378	1:24.961 (2)	61.69	2.884	12:19:23.946
5 -	47.125	39.533	1:26.658	60.48	4.581	12:20:50.604
P21 152 F400_S Sean GOLDSMITH Honda NC30 - Vanguard motorsport						
IDEAL LAP TIME : 1:10.988		BEST LAP TIME : 1:11.544		DIFFERENCE : 0.556		
1 -		32.200	1:19.080	66.28	7.536	12:15:00.289
2 -	39.558	32.025	1:11.583 (2)	73.22	0.039	12:16:11.872
3 -	38.963	32.581	1:11.544 (1)	73.26		12:17:23.416
4 -	39.969	32.362	1:12.331	72.46	0.787	12:18:35.747
5 -	39.413	32.402	1:11.815 (3)	72.98	0.271	12:19:47.562
P22 70 YPM Andrew BURSCOUGH Yamaha YPVS 350 - Mad biker designs/Martitanium						
IDEAL LAP TIME :		BEST LAP TIME :		DIFFERENCE :		
1 -		30.293	1:12.404	72.39		12:14:53.613
P23 333 YPM_C Mark STUBBERFIELD Yamaha TZR250 - Polished concrete London						
IDEAL LAP TIME : 1:07.962		BEST LAP TIME :		DIFFERENCE :		
1 -		30.626	1:15.666	69.27		12:14:56.875
P24 17 F400_S Freddie BATE Kawasaki ZXR400 - Hartjay						
IDEAL LAP TIME :		BEST LAP TIME :		DIFFERENCE :		
1 -		35.653	2:52.369	30.40		12:16:33.578

BMCRC - MRO Championships 2024 - Rnd 2 @ Pembrey

DFDS Yamaha Past Masters & BMCRC Formula 400

RACE 9 - BEST SECTORS

SECTOR 1			SECTOR 2			IDEAL / BEST COMPARISON						
POS	NO	NAME	TIME	NO	NAME	TIME	POS	NO	NAME	IDEAL	BEST	DIFF
									PERFECT LAP	1:04.355		
1	8	BALL	35.763	51	WHOLEY	28.592	1	51	WHOLEY	1:04.368	1:04.383	0.015
2	51	WHOLEY	35.776	45	MACKENZIE	28.937	2	45	MACKENZIE	1:04.737	1:05.044	0.307
3	45	MACKENZIE	35.800	8	BALL	28.976	3	8	BALL	1:04.739	1:05.219	0.480
4	67	HARVEY	35.876	30	COOPER	29.137	4	67	HARVEY	1:05.171	1:05.304	0.133
5	95	MARSHALL	36.391	67	HARVEY	29.295	5	30	COOPER	1:05.623	1:05.792	0.169
6	30	COOPER	36.486	49	BURCHELL	29.494	6	95	MARSHALL	1:05.915	1:05.932	0.017
7	26	LEE (ALSO F400_S)	36.503	95	MARSHALL	29.524	7	49	BURCHELL	1:06.019	1:06.492	0.473
8	49	BURCHELL	36.525	90	RAPA	29.898	8	27	HAYWARD	1:06.632	1:06.682	0.050
9	27	HAYWARD	36.641	12	WATT	29.988	9	26	LEE (ALSO F400_S)	1:06.815	1:06.989	0.174
10	90	RAPA	36.949	27	HAYWARD	29.991	10	90	RAPA	1:06.847	1:07.304	0.457
11	12	WATT	36.966	70	BURSCOUGH	30.293	11	12	WATT	1:06.954	1:06.975	0.021
12	72	HAMILTON	37.293	26	LEE (ALSO F400_S)	30.312	12	72	HAMILTON	1:07.818	1:07.818	0.000
13	333	STUBBERFIELD	37.336	72	HAMILTON	30.525	13	333	STUBBERFIELD	1:07.962		
14	60	GOUGH	37.528	333	STUBBERFIELD	30.626	14	60	GOUGH	1:08.222	1:08.222	0.000
15	37	NORTHOVER	38.113	37	NORTHOVER	30.689	15	37	NORTHOVER	1:08.802	1:09.140	0.338
16	75	GREASLEY	38.310	60	GOUGH	30.694	16	75	GREASLEY	1:10.098	1:10.526	0.428
17	152	GOLDSMITH	38.963	73	TURNER	31.523	17	152	GOLDSMITH	1:10.988	1:11.544	0.556
18	84	ELLISON	39.639	75	GREASLEY	31.788	18	84	ELLISON	1:11.537	1:11.865	0.328
19	55	MANSON-CHUBB	40.028	84	ELLISON	31.898	19	73	TURNER	1:11.655	1:12.584	0.929
20	73	TURNER	40.132	152	GOLDSMITH	32.025	20	55	MANSON-CHUBB	1:12.434	1:13.066	0.632
21	46	MARSHALL	40.679	55	MANSON-CHUBB	32.406	21	46	MARSHALL	1:13.680	1:13.959	0.279
22	71	BICKERSTAFF	44.814	46	MARSHALL	33.001	22	71	BICKERSTAFF	1:20.835	1:22.077	1.242
23				17	BATE	35.653	23	17	BATE			
24				71	BICKERSTAFF	36.021	24	70	BURSCOUGH			

BMCRC - MRO Championships 2024 - Rnd 2 @ Pembrey

DFDS Yamaha Past Masters & BMCRC Formula 400

RACE 9 - STATISTICS

Competitors Started 24
Planned Start 2024-04-14 @ 12:16:00.000
Actual Start 2024-04-14 @ 12:13:41.208
Finish Time 2024-04-14 @ 12:20:14.878
Track Length 1.4560mi.
Total Laps 127
Total Distance Covered 184.9120mi.

Session Fastest Lap History

NO	CL	NAME	LAP TIME	TIME OF DAY	LAP	VEHICLE
51	YPM	Kevin WHOLEY	1:04.383	12:15:54.821	2	Yamaha TZR

Session Leader History

NO	CL	NAME	FROM LAP	LAPS LED	DISTANCE	VEHICLE
51	YPM	Kevin WHOLEY	1	6	8.73 miles	Yamaha TZR

Flag History

TYPE	TIME OF DAY
GREEN	12:13:41.208
FINISH	12:20:14.878

Flag Statistics

TYPE	COUNT	TOTAL LAPS	TOTAL TIME
Green	1	6	7:53.238
Red	0	0	0.000
Safety Car	0	0	0.000
FCY	0	0	0.000

BMCRC - MRO Championships 2024 - Rnd 2 @ Pembrey

DFDS Yamaha Past Masters & BMCRC Formula 400

RACE 9 - STATISTICS

CLASS : F400_M

4 Starters

Fastest Lap History

NO	NAME	LAP TIME	TIME OF DAY	LAP	VEHICLE
45	Marley MACKENZIE	1:05.186	12:15:58.709	2	
45	Marley MACKENZIE	1:05.044	12:17:03.752	3	

Leader History

NO	NAME	FROM LAP	LAPS LED	DISTANCE	VEHICLE
49	William BURCHELL	1	1	1.45 miles	Kawasaki ZXR400
45	Marley MACKENZIE	2	5	7.28 miles	

BMCRC - MRO Championships 2024 - Rnd 2 @ Pembrey

DFDS Yamaha Past Masters & BMCRC Formula 400

RACE 9 - STATISTICS

CLASS : F400_S

4 Starters

Fastest Lap History

NO	NAME	LAP TIME	TIME OF DAY	LAP	VEHICLE
12	Kade WATT	1:07.830	12:16:02.942	2	Kawasaki NINJA 400
90	Steve RAPA	1:07.559	12:16:11.389	2	Honda RVF400 (BRUCE)
12	Kade WATT	1:06.975	12:18:17.589	4	Kawasaki NINJA 400

Leader History

NO	NAME	FROM LAP	LAPS LED	DISTANCE	VEHICLE
12	Kade WATT	1	6	8.73 miles	Kawasaki NINJA 400

BMCRC - MRO Championships 2024 - Rnd 2 @ Pembrey

DFDS Yamaha Past Masters & BMCRC Formula 400

RACE 9 - STATISTICS

CLASS : F400_S/R

3 Starters

Fastest Lap History

NO	NAME	LAP TIME	TIME OF DAY	LAP	VEHICLE
37	Jonny NORTHOVER	1:10.469	12:16:09.977	2	Honda CBR400RR
37	Jonny NORTHOVER	1:09.497	12:18:29.954	4	Honda CBR400RR
37	Jonny NORTHOVER	1:09.140	12:19:39.095	5	Honda CBR400RR

Leader History

NO	NAME	FROM LAP	LAPS LED	DISTANCE	VEHICLE
37	Jonny NORTHOVER	1	6	8.73 miles	Honda CBR400RR

BMCRC - MRO Championships 2024 - Rnd 2 @ Pembrey

DFDS Yamaha Past Masters & BMCRC Formula 400

RACE 9 - STATISTICS

CLASS : YPM

7 Starters

Fastest Lap History

NO	NAME	LAP TIME	TIME OF DAY	LAP	VEHICLE
51	Kevin WHOLEY	1:04.383	12:15:54.821	2	Yamaha TZR

Leader History

NO	NAME	FROM LAP	LAPS LED	DISTANCE	VEHICLE
51	Kevin WHOLEY	1	6	8.73 miles	Yamaha TZR

BMCRC - MRO Championships 2024 - Rnd 2 @ Pembrey

DFDS Yamaha Past Masters & BMCRC Formula 400

RACE 9 - STATISTICS

CLASS : YPM_C

5 Starters

Fastest Lap History

NO	NAME	LAP TIME	TIME OF DAY	LAP	VEHICLE
72	John HAMILTON	1:07.818	12:16:04.293	2	Yamaha TRZ250

Leader History

NO	NAME	FROM LAP	LAPS LED	DISTANCE	VEHICLE
72	John HAMILTON	1	6	8.73 miles	Yamaha TRZ250

BMCRC - MRO Championships 2024 - Rnd 2 @ Pembrey

DFDS Yamaha Past Masters & BMCRC Formula 400

RACE 9 - STATISTICS

CLASS : YPM_R

1 Starters

Fastest Lap History

NO	NAME	LAP TIME	TIME OF DAY	LAP	VEHICLE
84	Bert ELLISON	1:12.299	12:16:17.585	2	Yamaha TZR250
84	Bert ELLISON	1:11.865	12:17:29.451	3	Yamaha TZR250

Leader History

NO	NAME	FROM LAP	LAPS LED	DISTANCE	VEHICLE
84	Bert ELLISON	1	6	8.73 miles	Yamaha TZR250

BMCRC - MRO Championships 2024 - Rnd 2 @ Pembrey

DFDS Yamaha Past Masters & BMCRC Formula 400

RACE 19 - GRID (12 Laps)

ROW 10				28	161	Aleisha LAYTON				
ROW 9		27	58	James ROBINSON	26	52	Andy FLUX	25	69	Kobe PERRY
ROW 8	24	17	Freddie BATE	23	71	Tess BICKERSTAFF	22	333	Mark STUBBERFIELD	
ROW 7		21	46	Kevin MARSHALL	20	55	Magnus MANSON-CHUBB	19	73	Colvin TURNER
ROW 6	18	84	Bert ELLISON	17	152	Sean GOLDSMITH	16	75	Mason GREASLEY	
ROW 5		15	37	Jonny NORTHOVER	14	70	Andrew BURSCOUGH	13	60	Danny GOUGH
ROW 4	12	72	John HAMILTON	11	90	Steve RAPA	10	26	Damian LEE (ALSO F400_S)	
ROW 3		9	12	Kade WATT	8	27	Richard HAYWARD	7	49	William BURCHELL
ROW 2	6	95	Greg MARSHALL	5	30	Alan COOPER	4	67	Simon HARVEY	
ROW 1		3	8	David BALL	2	45	Marley MACKENZIE	1	51	Kevin WHOLEY
									Pole	

These results are provisional until the conclusion of any judicial and technical matters.

Pembrey National: 1.4560 miles

Clerk Of Course:	Stewards:	Timekeeper:	<i>Craig Smith</i>	
------------------	-----------	-------------	--------------------	---

Results can be found at www.tsl-timing.com

Printed - 12:26 Sunday, 14 April 2024



BMCRC - MRO Championships 2024 - Rnd 2 @ Pembrey

DFDS Yamaha Past Masters & BMCRC Formula 400

RACE 19 - CLASSIFICATION

Race Distance: 12 Laps / 17.47 miles



POS	NO	CL	PIC	NAME	ENTRY	LAPS	TIME	GAP	DIFF	MPH	BEST	ON	GRD	↑↓
1	51	YPM	1	Kevin WHOLEY	Yamaha TZR - Twistgrip Motorcycles	12	13:00.250			80.61	1:03.388	4	1	0
2	45	F400_M	1	Marley MACKENZIE	- Kirkcaldy Kawasaki, ELPM	12	13:10.548	10.298	10.298	79.56	1:04.552	3	2	0
3	95	F400_M	2	Greg MARSHALL	Kawasaki NINJA 400 - EBCBrakes ,HELPerformance, R&G	12	13:16.039	15.789	5.491	79.01	1:05.453	2	6	3
4	27	YPM	2	Richard HAYWARD	Yamaha TZR - BC vehicle repairs/ Snap on Tools	12	13:30.697	30.447	14.658	77.58	1:06.425	4	8	4
5	30	YPM	3	Alan COOPER	Yamaha TZR250 - Twistgrip Motorcycles	12	13:33.477	33.227	2.780	77.32	1:06.070	11	5	0
6	67	F400_M	3	Simon HARVEY	Kawasaki ZX4RR - Retirement Fund Racing	12	13:35.595	35.345	2.118	77.12	1:06.557	9	4	-2
7	90	F400_S	1	Steve RAPA	Honda RVF400 (BRUCE) - My Own Fair Hands	12	13:35.922	35.672	0.327	77.08	1:06.370	9	11	4
8	26	YPM	4	Damian LEE (ALSO F400_S)	Yamaha TZR250 - Leed Autos	12	13:36.268	36.018	0.346	77.05	1:06.712	11	10	2
9	12	F400_S	2	Kade WATT	Kawasaki NINJA 400 - 3D Racing	12	13:38.957	38.707	2.689	76.80	1:06.560	5	9	0
10	161	F400_S	3	Aleisha LAYTON	Kawasaki NINJA 400 -	12	13:51.089	50.839	12.132	75.68	1:07.244	10	28	18
11	37	F400_SR	1	Jonny NORTHOVER	Honda CBR400RR - NSE Racing	12	14:05.265	1:05.015	14.176	74.41	1:09.000	5	15	4
12	333	YPM_C	1	Mark STUBBERFIELD	Yamaha TZR250 - Polished concrete London	12	14:05.668	1:05.418	0.403	74.37	1:08.243	4	22	10
13	60	YPM_C	2	Danny GOUGH	Yamaha TZR 250 - G Force Motorcycles	12	14:05.802	1:05.552	0.134	74.36	1:09.264	2	13	0
14	52	YPM_C	3	Andy FLUX	Yamaha TZR 250 - Mach 1 Automotive LTD	11	13:06.856	1 Lap	1 Lap	73.27	1:09.690	10	26	12
15	17	F400_S	4	Freddie BATE	Kawasaki ZXR400 - Hartjay	11	13:22.102	1 Lap	15.246	71.88	1:10.359	2	24	9
16	73	YPM_C	4	Colvin TURNER	Yamaha TZR250 -	11	13:26.786	1 Lap	4.684	71.46	1:09.276	2	19	3
17	84	YPM_R	1	Bert ELLISON	Yamaha TZR250 - Ma n pa prentice	11	13:27.103	1 Lap	0.317	71.43	1:11.274	10	18	1
18	55	F400_SR	2	Magnus MANSON-CHUBB	Kawasaki ZXR400L -	11	13:44.647	1 Lap	17.544	69.91	1:13.455	3	20	2
19	46	YPM_C	5	Kevin MARSHALL	Yamaha TZR250 - Stacey Processing	11	13:58.641	1 Lap	13.994	68.75	1:14.667	3	21	2
20	71	YPM	5	Tess BICKERSTAFF	Yamaha TZR250 - Len Whalin	10	14:20.875	2 Laps	1 Lap	60.88	1:22.745	2	23	3

NOT CLASSIFIED

DNF	72	YPM_C		John HAMILTON	Yamaha TRZ250 - LW Racing	10	11:47.838	2 Laps		74.05	1:09.172	2	12	
DNF	70	YPM		Andrew BURSCOUGH	Yamaha YPVS 350 - Mad biker designs/Martitanium	4	4:55.753	8 Laps	6 Laps	70.89	1:07.665	3	14	
DNF	8	YPM		David BALL	Yamaha TZR250 - Gardiner Page and Roe pension consult	0								3

FASTEST LAP

51	YPM			Kevin WHOLEY	Yamaha TZR - Twistgrip Motorcycles	4	1:03.388			82.69 mph		133.07 kph	
45	F400_M			Marley MACKENZIE	- Kirkcaldy Kawasaki, ELPM	3	1:04.552			81.19 mph		130.67 kph	
90	F400_S			Steve RAPA	Honda RVF400 (BRUCE) - My Own Fair Hands	9	1:06.370			78.97 mph		127.09 kph	
333	YPM_C			Mark STUBBERFIELD	Yamaha TZR250 - Polished concrete London	4	1:08.243			76.80 mph		123.61 kph	
37	F400_SR			Jonny NORTHOVER	Honda CBR400RR - NSE Racing	5	1:09.000			75.96 mph		122.25 kph	
84	YPM_R			Bert ELLISON	Yamaha TZR250 - Ma n pa prentice	10	1:11.274			73.54 mph		118.35 kph	

Comments:

Class YPM - 92.5% of Race Speed = 74.56 mph
 Class F400_M - 92.5% of Race Speed = 73.59 mph
 Class F400_S - 92.5% of Race Speed = 71.29 mph
 Class F400_S/R - 92.5% of Race Speed = 68.82 mph
 Class YPM_C - 92.5% of Race Speed = 68.79 mph
 Class YPM_R - 92.5% of Race Speed = 66.07 mph

Weather / Track : Cloudy / Dry

These results are provisional until the conclusion of any judicial and technical matters.

Date: 14/04/2024 Start: 16:31 Finish: 16:44

Pembrey National: 1.4560 miles

Clerk Of Course:	Stewards:	Timekeeper:	<i>Craig Smith</i>	
------------------	-----------	-------------	--------------------	--

Results can be found at www.tsl-timing.com

Printed - 16:46 Sunday, 14 April 2024



BMCR - MRO Championships 2024 - Rnd 2 @ Pembrey

DFDS Yamaha Past Masters & BMCR Formula 400

RACE 19 - LAP CHART

LAP 1 @ 16:32:51.536

NO	BEHIND	LAP TIME
51		1:08.837
45	1.029	1:09.866
95	1.715	1:10.552
67	3.416	1:12.253
27	3.553	1:12.390
90	5.007	1:13.844
70	5.289	1:14.126
30	5.787	1:14.624
12	5.835	1:14.672
26	6.142	1:14.979
37	7.127	1:15.964
60	8.336	1:17.173
72	9.047	1:17.884
161	9.250	1:18.087
73	9.475	1:18.312
17	10.164	1:19.001
333	10.533	1:19.370
84	12.860	1:21.697
52	12.977	1:21.814
55	13.503	1:22.340
46	15.721	1:24.558
71	21.149	1:29.986

LAP 2 @ 16:33:55.600

NO	BEHIND	LAP TIME
51		1:04.064
45	1.846	1:04.881
95	3.104	1:05.453
67	5.958	1:06.606
27	6.160	1:06.671
70	8.967	1:07.742
30	9.247	1:07.524
90	9.460	1:08.517
12	9.836	1:08.065
26	9.943	1:07.865
37	12.400	1:09.337
60	13.536	1:09.264
161	13.723	1:08.537
72	14.155	1:09.172
73	14.687	1:09.276
17	16.459	1:10.359
333	16.765	1:10.296
52	18.881	1:09.968
84	22.274	1:13.478
55	23.423	1:13.984
46	26.470	1:14.813
71	39.830	1:22.745

LAP 3 @ 16:34:59.803

NO	BEHIND	LAP TIME
51		1:04.203
45	2.195	1:04.552
95	4.761	1:05.860
67	9.110	1:07.355
27	9.259	1:07.302
70	12.429	1:07.665
30	12.711	1:07.667
12	13.209	1:07.576
90	13.278	1:08.021
26	13.421	1:07.681
37	17.998	1:09.801
161	18.147	1:08.627

60	19.233	1:09.900
72	19.850	1:09.898
73	20.493	1:10.009
333	21.148	1:08.586
17	24.327	1:12.071
52	24.958	1:10.280
84	31.987	1:13.916
55	32.675	1:13.455
46	36.934	1:14.667
71	58.899	1:23.272

LAP 4 @ 16:36:03.191

NO	BEHIND	LAP TIME
51		1:03.388
45	3.617	1:04.810
95	7.567	1:06.194
27	12.296	1:06.425
67	13.721	1:07.999
30	16.119	1:06.796
90	16.682	1:06.792
12	17.111	1:07.290
26	17.517	1:07.484
161	23.995	1:09.236
37	24.585	1:09.975
60	25.445	1:09.600
333	26.003	1:08.243
72	26.214	1:09.752
73	29.548	1:12.443
17	33.638	1:12.699
52	33.902	1:12.332
70	35.261	1:26.220
84	41.433	1:12.834
55	43.310	1:14.023
46	48.602	1:15.056

LAP 5 @ 16:37:07.708

NO	BEHIND	LAP TIME
51		1:04.517
45	5.106	1:06.006
95	9.405	1:06.355
27	15.086	1:07.307
71	1 Lap	1:24.734
67	17.396	1:08.192
30	18.441	1:06.839
90	18.740	1:06.575
12	19.154	1:06.560
26	19.928	1:06.928
161	27.303	1:07.825
37	29.068	1:09.000
60	30.511	1:09.583
333	30.717	1:09.231
72	31.041	1:09.344
73	38.098	1:13.067
52	39.245	1:09.860
17	41.445	1:12.324
84	48.978	1:12.062
55	52.884	1:14.091
46	59.541	1:15.456

LAP 6 @ 16:38:11.977

NO	BEHIND	LAP TIME
51		1:04.269
45	5.976	1:05.139
95	11.000	1:05.864

27	17.460	1:06.643
67	21.102	1:07.975
30	21.274	1:07.102
90	21.539	1:07.068
12	22.183	1:07.298
26	22.525	1:06.866
161	31.802	1:08.768
37	34.560	1:09.761
333	35.337	1:08.889
60	35.646	1:09.404
72	36.192	1:09.420
71	1 Lap	1:27.686
52	46.773	1:11.797
73	47.240	1:13.411
17	48.615	1:11.439
84	57.145	1:12.436
55	1:03.270	1:14.655

LAP 7 @ 16:39:16.494

NO	BEHIND	LAP TIME
51		1:04.517
46	1 Lap	1:15.755
45	6.879	1:05.420
95	12.145	1:05.662
27	20.105	1:07.162
67	24.151	1:07.566
90	24.317	1:07.295
12	24.592	1:06.926
30	24.777	1:08.020
26	25.226	1:07.218
161	35.831	1:08.546
37	40.253	1:10.210
333	40.923	1:10.103
60	41.329	1:10.200
72	41.550	1:09.875
52	53.076	1:10.820
17	57.643	1:13.545
73	57.839	1:15.116
71	1 Lap	1:24.773
84	1:04.430	1:11.802

LAP 8 @ 16:40:21.947

NO	BEHIND	LAP TIME
51		1:05.453
45	7.141	1:05.715
55	1 Lap	1:14.455
95	12.796	1:06.104
46	1 Lap	1:14.984
27	22.154	1:07.502
30	26.131	1:06.807
67	27.023	1:08.325
12	27.213	1:08.074
90	27.327	1:08.463
26	27.965	1:08.192
161	38.918	1:08.540
37	45.021	1:10.221
333	45.596	1:10.126
60	45.861	1:09.985
72	46.226	1:10.129
52	58.014	1:10.391
17	1:05.166	1:12.976
73	1:05.317	1:12.931

LAP 9 @ 16:41:27.657

NO	BEHIND	LAP TIME
51		1:05.710
45	7.549	1:06.118
84	1 Lap	1:14.370
95	13.712	1:06.626
71	2 Laps	1:26.052
55	1 Lap	1:14.105
27	23.247	1:06.803
46	1 Lap	1:15.237
30	27.077	1:06.656
67	27.870	1:06.557
90	27.987	1:06.370
12	28.722	1:07.219
26	29.544	1:07.289
161	40.733	1:07.525
37	49.524	1:10.213
333	50.259	1:10.373
60	50.512	1:10.361
72	50.809	1:10.293
52	1:02.069	1:09.765

LAP 10 @ 16:42:32.673

NO	BEHIND	LAP TIME
51		1:05.016
17	1 Lap	1:13.648
73	1 Lap	1:13.793
45	8.437	1:05.904
84	1 Lap	1:11.605
95	14.458	1:05.762
55	1 Lap	1:14.051
27	26.025	1:07.794
30	29.740	1:07.679
67	30.620	1:07.766
90	30.771	1:07.800
26	32.390	1:07.862
12	32.889	1:09.183
71	2 Laps	1:26.888
46	1 Lap	1:16.606
161	42.961	1:07.244
37	54.976	1:10.468
60	55.785	1:10.289
333	55.930	1:10.687
72	57.864	1:12.071

LAP 11 @ 16:43:37.813

NO	BEHIND	LAP TIME
51		1:05.140
52	1 Lap	1:09.690
45	8.864	1:05.567
17	1 Lap	1:11.808
95	15.109	1:05.791
73	1 Lap	1:13.578
84	1 Lap	1:11.274
27	27.990	1:07.105
30	30.670	1:06.070
67	32.946	1:07.466
90	33.452	1:07.821
55	1 Lap	1:13.680
26	33.962	1:06.712
12	35.458	1:07.709
161	47.121	1:09.300
46	1 Lap	1:15.289
71	2 Laps	1:27.906

37	59.766	1:09.930
333	1:00.104	1:09.314
60	1:00.513	1:09.868

LAP 12 @ 16:44:42.949

NO	BEHIND	LAP TIME
51		1:05.136
52	1 Lap	1:10.139
45	10.298	1:06.570
95	15.789	1:05.816
17	1 Lap	1:12.232
73	1 Lap	1:14.850
84	1 Lap	1:11.629
27	30.447	1:07.593
30	33.227	1:07.693
67	35.345	1:07.535
90	35.672	1:07.356
26	36.018	1:07.192
12	38.707	1:08.385
55	1 Lap	1:15.808
161	50.839	1:08.854
46	1 Lap	1:16.220
37	1:05.015	1:10.385
333	1:05.418	1:10.450
60	1:05.552	1:10.175
71	2 Laps	1:26.833

BMCRC - MRO Championships 2024 - Rnd 2 @ Pembrey

DFDS Yamaha Past Masters & BMCRC Formula 400

RACE 19 - POSITION CHART

No	Name	Lap Pos	Lap												
			1	2	3	4	5	6	7	8	9	10	11	12	
51	WHOLEY	1	51	51	51	51	51	51	51	51	51	51	51	51	51
45	MACKENZIE	2	45	45	45	45	45	45	45	45	45	45	45	45	45
8	BALL	3	95	95	95	95	95	95	95	95	95	95	95	95	95
67	HARVEY	4	67	67	67	27	27	27	27	27	27	27	27	27	27
30	COOPER	5	27	27	27	67	67	67	67	30	30	30	30	30	30
95	MARSHALL	6	90	70	70	30	30	30	30	90	67	67	67	67	67
27	HAYWARD	7	70	30	30	90	90	90	12	12	90	90	90	90	90
12	WATT	8	30	90	12	12	12	12	30	90	12	26	26	26	26
26	LEE (ALSO F400_S)	9	12	12	90	26	26	26	26	26	26	12	12	12	12
90	RAPA	10	26	26	26	161	161	161	161	161	161	161	161	161	161
72	HAMILTON	11	37	37	37	37	37	37	37	37	37	37	37	37	37
60	GOUGH	12	60	60	161	60	60	333	333	333	333	60	333	333	333
70	BURSCOUGH	13	72	161	60	333	333	60	60	60	60	333	60	60	60
37	NORTHOVER	14	161	72	72	72	72	72	72	72	72	72	72	52	52
84	ELLISON	15	73	73	73	73	73	52	52	52	52	52	52	17	17
73	TURNER	16	17	17	333	17	52	73	17	17	17	17	17	73	73
55	MANSON-CHUBB	17	333	333	17	52	17	17	73	73	73	73	73	84	84
46	MARSHALL	18	84	52	52	70	84	84	84	84	84	84	84	55	55
333	STUBBERFIELD	19	52	84	84	84	55	55	55	55	55	55	55	46	46
71	BICKERSTAFF	20	55	55	55	55	46	46	46	46	46	46	46	46	46
17	BATE	21	46	46	46	46	71	71	71	71	71	71	71	71	71
52	FLUX	22	71	71	71	71									
161	LAYTON	23													

BMCRC - MRO Championships 2024 - Rnd 2 @ Pembrey

DFDS Yamaha Past Masters & BMCRC Formula 400

RACE 19 - SECTOR ANALYSIS



SECTOR 1 = FL to I1, SECTOR 2 = I1 to FL, DIFF = Difference To Personal Best Lap, P = Crossed Finish Line in Pit Lane, D = Time Disallowed

P1		51 YPM Kevin WHOLEY		Yamaha TZR - Twistgrip Motorcycles			
IDEAL LAP TIME : 1:03.388		BEST LAP TIME : 1:03.388		DIFFERENCE : 0.000			
LAP	SECTOR 1	SECTOR 2	LAP TIME	MPH	DIFF	TIME OF DAY	
1 -		28.668	1:08.837	76.14	5.449	16:32:51.536	
2 -	35.644	28.420	1:04.064 (2)	81.81	0.676	16:33:55.600	
3 -	35.262	28.941	1:04.203 (3)	81.64	0.815	16:34:59.803	
4 -	35.100	28.288	1:03.388 (1)	82.69		16:36:03.191	
5 -	35.715	28.802	1:04.517	81.24	1.129	16:37:07.708	
6 -	35.639	28.630	1:04.269	81.55	0.881	16:38:11.977	
7 -	35.628	28.889	1:04.517	81.24	1.129	16:39:16.494	
8 -	36.415	29.038	1:05.453	80.08	2.065	16:40:21.947	
9 -	36.829	28.881	1:05.710	79.76	2.322	16:41:27.657	
10 -	35.865	29.151	1:05.016	80.62	1.628	16:42:32.673	
11 -	35.955	29.185	1:05.140	80.46	1.752	16:43:37.813	
12 -	36.316	28.820	1:05.136	80.47	1.748	16:44:42.949	

P2		45 F400_M Marley MACKENZIE		- Kirkcaldy Kawasaki, ELPM			
IDEAL LAP TIME : 1:04.552		BEST LAP TIME : 1:04.552		DIFFERENCE : 0.000			
LAP	SECTOR 1	SECTOR 2	LAP TIME	MPH	DIFF	TIME OF DAY	
1 -		29.090	1:09.866	75.02	5.314	16:32:52.565	
2 -	35.771	29.110	1:04.881 (3)	80.78	0.329	16:33:57.446	
3 -	35.504	29.048	1:04.552 (1)	81.19		16:35:01.998	
4 -	35.516	29.294	1:04.810 (2)	80.87	0.258	16:36:06.808	
5 -	36.723	29.283	1:06.006	79.41	1.454	16:37:12.814	
6 -	35.907	29.232	1:05.139	80.46	0.587	16:38:17.953	
7 -	36.116	29.304	1:05.420	80.12	0.868	16:39:23.373	
8 -	36.199	29.516	1:05.715	79.76	1.163	16:40:29.088	
9 -	36.338	29.780	1:06.118	79.27	1.566	16:41:35.206	
10 -	36.227	29.677	1:05.904	79.53	1.352	16:42:41.110	
11 -	36.211	29.356	1:05.567	79.94	1.015	16:43:46.677	
12 -	36.904	29.666	1:06.570	78.73	2.018	16:44:53.247	

P3		95 F400_M Greg MARSHALL		Kawasaki NINJA 400 - EBCBrakes ,HELPerformance, R&G			
IDEAL LAP TIME : 1:05.295		BEST LAP TIME : 1:05.453		DIFFERENCE : 0.158			
LAP	SECTOR 1	SECTOR 2	LAP TIME	MPH	DIFF	TIME OF DAY	
1 -		29.098	1:10.552	74.29	5.099	16:32:53.251	
2 -	36.273	29.180	1:05.453 (1)	80.08		16:33:58.704	
3 -	36.322	29.538	1:05.860	79.58	0.407	16:35:04.564	
4 -	36.344	29.850	1:06.194	79.18	0.741	16:36:10.758	
5 -	36.521	29.834	1:06.355	78.99	0.902	16:37:17.113	
6 -	36.240	29.624	1:05.864	79.58	0.411	16:38:22.977	
7 -	36.197	29.465	1:05.662 (2)	79.82	0.209	16:39:28.639	
8 -	36.373	29.731	1:06.104	79.29	0.651	16:40:34.743	
9 -	36.516	30.110	1:06.626	78.67	1.173	16:41:41.369	
10 -	36.235	29.527	1:05.762 (3)	79.70	0.309	16:42:47.131	
11 -	36.400	29.391	1:05.791	79.67	0.338	16:43:52.922	
12 -	36.449	29.367	1:05.816	79.64	0.363	16:44:58.738	

BMCRC - MRO Championships 2024 - Rnd 2 @ Pembrey

DFDS Yamaha Past Masters & BMCRC Formula 400

RACE 19 - SECTOR ANALYSIS



SECTOR 1 = FL to I1, SECTOR 2 = I1 to FL, DIFF = Difference To Personal Best Lap, P = Crossed Finish Line in Pit Lane, D = Time Disallowed

P4 27 YPM Richard HAYWARD		Yamaha TZR - BC vehicle repairs/ Snap on Tools				
IDEAL LAP TIME : 1:06.148		BEST LAP TIME : 1:06.425		DIFFERENCE : 0.277		
LAP	SECTOR 1	SECTOR 2	LAP TIME	MPH	DIFF	TIME OF DAY
1 -		29.575	1:12.390	72.40	5.965	16:32:55.089
2 -	36.979	29.692	1:06.671 (3)	78.61	0.246	16:34:01.760
3 -	37.088	30.214	1:07.302	77.88	0.877	16:35:09.062
4 -	36.974	29.451	1:06.425 (1)	78.91		16:36:15.487
5 -	37.005	30.302	1:07.307	77.87	0.882	16:37:22.794
6 -	36.697	29.946	1:06.643 (2)	78.65	0.218	16:38:29.437
7 -	37.098	30.064	1:07.162	78.04	0.737	16:39:36.599
8 -	37.071	30.431	1:07.502	77.65	1.077	16:40:44.101
9 -	36.742	30.061	1:06.803	78.46	0.378	16:41:50.904
10 -	37.777	30.017	1:07.794	77.31	1.369	16:42:58.698
11 -	37.297	29.808	1:07.105	78.11	0.680	16:44:05.803
12 -	37.349	30.244	1:07.593	77.54	1.168	16:45:13.396

P5 30 YPM Alan COOPER		Yamaha TZR250 - Twistgrip Motorcycles				
IDEAL LAP TIME : 1:06.033		BEST LAP TIME : 1:06.070		DIFFERENCE : 0.037		
LAP	SECTOR 1	SECTOR 2	LAP TIME	MPH	DIFF	TIME OF DAY
1 -		29.621	1:14.624	70.23	8.554	16:32:57.323
2 -	37.298	30.226	1:07.524	77.62	1.454	16:34:04.847
3 -	37.435	30.232	1:07.667	77.46	1.597	16:35:12.514
4 -	37.311	29.485	1:06.796 (3)	78.47	0.726	16:36:19.310
5 -	37.050	29.789	1:06.839	78.42	0.769	16:37:26.149
6 -	37.254	29.848	1:07.102	78.11	1.032	16:38:33.251
7 -	38.014	30.006	1:08.020	77.05	1.950	16:39:41.271
8 -	37.160	29.647	1:06.807	78.45	0.737	16:40:48.078
9 -	37.100	29.556	1:06.656 (2)	78.63	0.586	16:41:54.734
10 -	37.645	30.034	1:07.679	77.44	1.609	16:43:02.413
11 -	36.548	29.522	1:06.070 (1)	79.33		16:44:08.483
12 -	37.595	30.098	1:07.693	77.43	1.623	16:45:16.176

P6 67 F400_M Simon HARVEY		Kawasaki ZX4RR - Retirement Fund Racing				
IDEAL LAP TIME :		BEST LAP TIME : 1:06.557		DIFFERENCE :		
LAP	SECTOR 1	SECTOR 2	LAP TIME	MPH	DIFF	TIME OF DAY
1 -			1:12.253	72.54	5.696	16:32:54.952
2 -			1:06.606 (2)	78.69	0.049	16:34:01.558
3 -			1:07.355 (3)	77.82	0.798	16:35:08.913
4 -			1:07.999	77.08	1.442	16:36:16.912
5 -			1:08.192	76.86	1.635	16:37:25.104
6 -			1:07.975	77.11	1.418	16:38:33.079
7 -			1:07.566	77.57	1.009	16:39:40.645
8 -			1:08.325	76.71	1.768	16:40:48.970
9 -			1:06.557 (1)	78.75		16:41:55.527
10 -			1:07.766	77.34	1.209	16:43:03.293
11 -			1:07.466	77.69	0.909	16:44:10.759
12 -			1:07.535	77.61	0.978	16:45:18.294

BMCRC - MRO Championships 2024 - Rnd 2 @ Pembrey

DFDS Yamaha Past Masters & BMCRC Formula 400

RACE 19 - SECTOR ANALYSIS



SECTOR 1 = FL to I1, SECTOR 2 = I1 to FL, DIFF = Difference To Personal Best Lap, P = Crossed Finish Line in Pit Lane, D = Time Disallowed

P7 90 F400_S Steve RAPA			Honda RVF400 (BRUCE) - My Own Fair Hands			
IDEAL LAP TIME : 1:06.208		BEST LAP TIME : 1:06.370		DIFFERENCE : 0.162		
LAP	SECTOR 1	SECTOR 2	LAP TIME	MPH	DIFF	TIME OF DAY
1 -		30.011	1:13.844	70.98	7.474	16:32:56.543
2 -	37.861	30.656	1:08.517	76.50	2.147	16:34:05.060
3 -	37.764	30.257	1:08.021	77.05	1.651	16:35:13.081
4 -	36.939	29.853	1:06.792 (3)	78.47	0.422	16:36:19.873
5 -	36.697	29.878	1:06.575 (2)	78.73	0.205	16:37:26.448
6 -	37.321	29.747	1:07.068	78.15	0.698	16:38:33.516
7 -	37.302	29.993	1:07.295	77.88	0.925	16:39:40.811
8 -	38.520	29.943	1:08.463	76.56	2.093	16:40:49.274
9 -	36.859	29.511	1:06.370 (1)	78.97		16:41:55.644
10 -	37.919	29.881	1:07.800	77.30	1.430	16:43:03.444
11 -	37.874	29.947	1:07.821	77.28	1.451	16:44:11.265
12 -	36.995	30.361	1:07.356	77.81	0.986	16:45:18.621

P8 26 YPM Damian LEE (ALSO F400_S)			Yamaha TZR250 - Leed Autos			
IDEAL LAP TIME : 1:06.512		BEST LAP TIME : 1:06.712		DIFFERENCE : 0.200		
LAP	SECTOR 1	SECTOR 2	LAP TIME	MPH	DIFF	TIME OF DAY
1 -		29.867	1:14.979	69.90	8.267	16:32:57.678
2 -	37.521	30.344	1:07.865	77.23	1.153	16:34:05.543
3 -	37.560	30.121	1:07.681	77.44	0.969	16:35:13.224
4 -	37.446	30.038	1:07.484	77.67	0.772	16:36:20.708
5 -	36.970	29.958	1:06.928 (3)	78.31	0.216	16:37:27.636
6 -	36.674	30.192	1:06.866 (2)	78.38	0.154	16:38:34.502
7 -	37.007	30.211	1:07.218	77.97	0.506	16:39:41.720
8 -	37.982	30.210	1:08.192	76.86	1.480	16:40:49.912
9 -	36.917	30.372	1:07.289	77.89	0.577	16:41:57.201
10 -	37.104	30.758	1:07.862	77.23	1.150	16:43:05.063
11 -	36.874	29.838	1:06.712 (1)	78.57		16:44:11.775
12 -	37.051	30.141	1:07.192	78.00	0.480	16:45:18.967

P9 12 F400_S Kade WATT			Kawasaki NINJA 400 - 3D Racing			
IDEAL LAP TIME : 1:06.553		BEST LAP TIME : 1:06.560		DIFFERENCE : 0.007		
LAP	SECTOR 1	SECTOR 2	LAP TIME	MPH	DIFF	TIME OF DAY
1 -		30.284	1:14.672	70.19	8.112	16:32:57.371
2 -	37.723	30.342	1:08.065	77.00	1.505	16:34:05.436
3 -	37.286	30.290	1:07.576	77.56	1.016	16:35:13.012
4 -	37.261	30.029	1:07.290	77.89	0.730	16:36:20.302
5 -	36.549	30.011	1:06.560 (1)	78.75		16:37:26.862
6 -	37.262	30.036	1:07.298	77.88	0.738	16:38:34.160
7 -	36.854	30.072	1:06.926 (2)	78.31	0.366	16:39:41.086
8 -	38.062	30.012	1:08.074	76.99	1.514	16:40:49.160
9 -	37.215	30.004	1:07.219 (3)	77.97	0.659	16:41:56.379
10 -	37.847	31.336	1:09.183	75.76	2.623	16:43:05.562
11 -	37.326	30.383	1:07.709	77.41	1.149	16:44:13.271
12 -	37.546	30.839	1:08.385	76.64	1.825	16:45:21.656

BMCRC - MRO Championships 2024 - Rnd 2 @ Pembrey

DFDS Yamaha Past Masters & BMCRC Formula 400

RACE 19 - SECTOR ANALYSIS



SECTOR 1 = FL to I1, SECTOR 2 = I1 to FL, DIFF = Difference To Personal Best Lap, P = Crossed Finish Line in Pit Lane, D = Time Disallowed

P10 161 F400_S Aleisha LAYTON			Kawasaki NINJA 400 -			
IDEAL LAP TIME : 1:07.229		BEST LAP TIME : 1:07.244		DIFFERENCE : 0.015		
LAP	SECTOR 1	SECTOR 2	LAP TIME	MPH	DIFF	TIME OF DAY
1 -		30.968	1:18.087	67.12	10.843	16:33:00.786
2 -	37.707	30.830	1:08.537	76.47	1.293	16:34:09.323
3 -	37.789	30.838	1:08.627	76.37	1.383	16:35:17.950
4 -	38.792	30.444	1:09.236	75.70	1.992	16:36:27.186
5 -	37.432	30.393	1:07.825 (3)	77.28	0.581	16:37:35.011
6 -	38.095	30.673	1:08.768	76.22	1.524	16:38:43.779
7 -	38.303	30.243	1:08.546	76.46	1.302	16:39:52.325
8 -	38.007	30.533	1:08.540	76.47	1.296	16:41:00.865
9 -	37.492	30.033	1:07.525 (2)	77.62	0.281	16:42:08.390
10 -	37.196	30.048	1:07.244 (1)	77.94		16:43:15.634
11 -	38.112	31.188	1:09.300	75.63	2.056	16:44:24.934
12 -	38.345	30.509	1:08.854	76.12	1.610	16:45:33.788

P11 37 F400_S/F Jonny NORTHOVER			Honda CBR400RR - NSE Racing			
IDEAL LAP TIME : 1:08.604		BEST LAP TIME : 1:09.000		DIFFERENCE : 0.396		
LAP	SECTOR 1	SECTOR 2	LAP TIME	MPH	DIFF	TIME OF DAY
1 -		30.466	1:15.964	69.00	6.964	16:32:58.663
2 -	38.521	30.816	1:09.337 (2)	75.59	0.337	16:34:08.000
3 -	38.921	30.880	1:09.801	75.09	0.801	16:35:17.801
4 -	39.013	30.962	1:09.975	74.90	0.975	16:36:27.776
5 -	38.138	30.862	1:09.000 (1)	75.96		16:37:36.776
6 -	38.477	31.284	1:09.761 (3)	75.13	0.761	16:38:46.537
7 -	39.108	31.102	1:10.210	74.65	1.210	16:39:56.747
8 -	39.044	31.177	1:10.221	74.64	1.221	16:41:06.968
9 -	39.308	30.905	1:10.213	74.65	1.213	16:42:17.181
10 -	39.548	30.920	1:10.468	74.38	1.468	16:43:27.649
11 -	38.766	31.164	1:09.930	74.95	0.930	16:44:37.579
12 -	39.239	31.146	1:10.385	74.47	1.385	16:45:47.964

P12 333 YPM_C Mark STUBBERFIELD			Yamaha TZR250 - Polished concrete London			
IDEAL LAP TIME : 1:07.862		BEST LAP TIME : 1:08.243		DIFFERENCE : 0.381		
LAP	SECTOR 1	SECTOR 2	LAP TIME	MPH	DIFF	TIME OF DAY
1 -		31.773	1:19.370	66.03	11.127	16:33:02.069
2 -	39.091	31.205	1:10.296	74.56	2.053	16:34:12.365
3 -	38.082	30.504	1:08.586 (2)	76.42	0.343	16:35:20.951
4 -	37.802	30.441	1:08.243 (1)	76.80		16:36:29.194
5 -	38.355	30.876	1:09.231	75.71	0.988	16:37:38.425
6 -	37.421	31.468	1:08.889 (3)	76.08	0.646	16:38:47.314
7 -	38.894	31.209	1:10.103	74.76	1.860	16:39:57.417
8 -	38.675	31.451	1:10.126	74.74	1.883	16:41:07.543
9 -	38.970	31.403	1:10.373	74.48	2.130	16:42:17.916
10 -	39.338	31.349	1:10.687	74.15	2.444	16:43:28.603
11 -	38.241	31.073	1:09.314	75.62	1.071	16:44:37.917
12 -	39.263	31.187	1:10.450	74.40	2.207	16:45:48.367

BMCRC - MRO Championships 2024 - Rnd 2 @ Pembrey

DFDS Yamaha Past Masters & BMCRC Formula 400

RACE 19 - SECTOR ANALYSIS



SECTOR 1 = FL to I1, SECTOR 2 = I1 to FL, DIFF = Difference To Personal Best Lap, P = Crossed Finish Line in Pit Lane, D = Time Disallowed

P13 60 YPM_C Danny GOUGH			Yamaha TZR 250 - G Force Motorcycles			
IDEAL LAP TIME : 1:09.167		BEST LAP TIME : 1:09.264		DIFFERENCE : 0.097		
LAP	SECTOR 1	SECTOR 2	LAP TIME	MPH	DIFF	TIME OF DAY
1 -		31.378	1:17.173	67.91	7.909	16:32:59.872
2 -	38.352	30.912	1:09.264 (1)	75.67		16:34:09.136
3 -	38.700	31.200	1:09.900	74.98	0.636	16:35:19.036
4 -	38.551	31.049	1:09.600	75.31	0.336	16:36:28.636
5 -	38.400	31.183	1:09.583 (3)	75.32	0.319	16:37:38.219
6 -	38.255	31.149	1:09.404 (2)	75.52	0.140	16:38:47.623
7 -	38.307	31.893	1:10.200	74.66	0.936	16:39:57.823
8 -	38.564	31.421	1:09.985	74.89	0.721	16:41:07.808
9 -	39.015	31.346	1:10.361	74.49	1.097	16:42:18.169
10 -	38.840	31.449	1:10.289	74.57	1.025	16:43:28.458
11 -	38.610	31.258	1:09.868	75.02	0.604	16:44:38.326
12 -	39.134	31.041	1:10.175	74.69	0.911	16:45:48.501

P14 52 YPM_C Andy FLUX			Yamaha TZR 250 - Mach 1 Automotive LTD			
IDEAL LAP TIME : 1:09.383		BEST LAP TIME : 1:09.690		DIFFERENCE : 0.307		
LAP	SECTOR 1	SECTOR 2	LAP TIME	MPH	DIFF	TIME OF DAY
1 -		32.499	1:21.814	64.06	12.124	16:33:04.513
2 -	38.753	31.215	1:09.968	74.91	0.278	16:34:14.481
3 -	38.942	31.338	1:10.280	74.58	0.590	16:35:24.761
4 -	39.999	32.333	1:12.332	72.46	2.642	16:36:37.093
5 -	38.546	31.314	1:09.860 (3)	75.03	0.170	16:37:46.953
6 -	40.360	31.437	1:11.797	73.00	2.107	16:38:58.750
7 -	39.190	31.630	1:10.820	74.01	1.130	16:40:09.570
8 -	38.629	31.762	1:10.391	74.46	0.701	16:41:19.961
9 -	38.211	31.554	1:09.765 (2)	75.13	0.075	16:42:29.726
10 -	38.518	31.172	1:09.690 (1)	75.21		16:43:39.416
11 -	38.633	31.506	1:10.139	74.73	0.449	16:44:49.555

P15 17 F400_S Freddie BATE			Kawasaki ZXR400 - Hartjay			
IDEAL LAP TIME : 1:10.359		BEST LAP TIME : 1:10.359		DIFFERENCE : 0.000		
LAP	SECTOR 1	SECTOR 2	LAP TIME	MPH	DIFF	TIME OF DAY
1 -		31.639	1:19.001	66.34	8.642	16:33:01.700
2 -	39.113	31.246	1:10.359 (1)	74.49		16:34:12.059
3 -	39.866	32.205	1:12.071	72.72	1.712	16:35:24.130
4 -	40.446	32.253	1:12.699	72.10	2.340	16:36:36.829
5 -	40.368	31.956	1:12.324	72.47	1.965	16:37:49.153
6 -	39.799	31.640	1:11.439 (2)	73.37	1.080	16:39:00.592
7 -	40.116	33.429	1:13.545	71.27	3.186	16:40:14.137
8 -	40.461	32.515	1:12.976	71.82	2.617	16:41:27.113
9 -	41.536	32.112	1:13.648	71.17	3.289	16:42:40.761
10 -	39.663	32.145	1:11.808 (3)	72.99	1.449	16:43:52.569
11 -	40.091	32.141	1:12.232	72.56	1.873	16:45:04.801

P16 73 YPM_C Colvin TURNER			Yamaha TZR250 -			
IDEAL LAP TIME : 1:09.276		BEST LAP TIME : 1:09.276		DIFFERENCE : 0.000		
LAP	SECTOR 1	SECTOR 2	LAP TIME	MPH	DIFF	TIME OF DAY
1 -		31.837	1:18.312	66.93	9.036	16:33:01.011
2 -	38.335	30.941	1:09.276 (1)	75.66		16:34:10.287
3 -	38.546	31.463	1:10.009 (2)	74.87	0.733	16:35:20.296
4 -	39.577	32.866	1:12.443 (3)	72.35	3.167	16:36:32.739
5 -	40.919	32.148	1:13.067	71.73	3.791	16:37:45.806
6 -	41.261	32.150	1:13.411	71.40	4.135	16:38:59.217
7 -	40.342	34.774	1:15.116	69.78	5.840	16:40:14.333
8 -	40.920	32.011	1:12.931	71.87	3.655	16:41:27.264
9 -	40.911	32.882	1:13.793	71.03	4.517	16:42:41.057
10 -	41.135	32.443	1:13.578	71.23	4.302	16:43:54.635
11 -	41.729	33.121	1:14.850	70.02	5.574	16:45:09.485

BMCRC - MRO Championships 2024 - Rnd 2 @ Pembrey

DFDS Yamaha Past Masters & BMCRC Formula 400

RACE 19 - SECTOR ANALYSIS



SECTOR 1 = FL to I1, SECTOR 2 = I1 to FL, DIFF = Difference To Personal Best Lap, P = Crossed Finish Line in Pit Lane, D = Time Disallowed

P17 84 YPM_R Bert ELLISON			Yamaha TZR250 - Ma n pa prentice			
IDEAL LAP TIME : 1:11.031		BEST LAP TIME : 1:11.274		DIFFERENCE : 0.243		
LAP	SECTOR 1	SECTOR 2	LAP TIME	MPH	DIFF	TIME OF DAY
1 -		32.532	1:21.697	64.15	10.423	16:33:04.396
2 -	40.796	32.682	1:13.478	71.33	2.204	16:34:17.874
3 -	40.967	32.949	1:13.916	70.91	2.642	16:35:31.790
4 -	40.498	32.336	1:12.834	71.96	1.560	16:36:44.624
5 -	39.894	32.168	1:12.062	72.73	0.788	16:37:56.686
6 -	40.389	32.047	1:12.436	72.36	1.162	16:39:09.122
7 -	39.378	32.424	1:11.802	73.00	0.528	16:40:20.924
8 -	41.564	32.806	1:14.370	70.48	3.096	16:41:35.294
9 -	39.199	32.406	1:11.605 (2)	73.20	0.331	16:42:46.899
10 -	38.984	32.290	1:11.274 (1)	73.54		16:43:58.173
11 -	39.292	32.337	1:11.629 (3)	73.17	0.355	16:45:09.802

P18 55 F400_S/F Magnus MANSON-CHUBB			Kawasaki ZXR400L -			
IDEAL LAP TIME : 1:12.957		BEST LAP TIME : 1:13.455		DIFFERENCE : 0.498		
LAP	SECTOR 1	SECTOR 2	LAP TIME	MPH	DIFF	TIME OF DAY
1 -		32.318	1:22.340	63.65	8.885	16:33:05.039
2 -	41.473	32.511	1:13.984 (3)	70.84	0.529	16:34:19.023
3 -	41.062	32.393	1:13.455 (1)	71.35		16:35:32.478
4 -	41.198	32.825	1:14.023	70.81	0.568	16:36:46.501
5 -	41.416	32.675	1:14.091	70.74	0.636	16:38:00.592
6 -	41.227	33.428	1:14.655	70.21	1.200	16:39:15.247
7 -	41.365	33.090	1:14.455	70.39	1.000	16:40:29.702
8 -	41.276	32.829	1:14.105	70.73	0.650	16:41:43.807
9 -	41.216	32.835	1:14.051	70.78	0.596	16:42:57.858
10 -	40.639	33.041	1:13.680 (2)	71.14	0.225	16:44:11.538
11 -	42.360	33.448	1:15.808	69.14	2.353	16:45:27.346

P19 46 YPM_C Kevin MARSHALL			Yamaha TZR250 - Stacey Processing			
IDEAL LAP TIME : 1:14.118		BEST LAP TIME : 1:14.667		DIFFERENCE : 0.549		
LAP	SECTOR 1	SECTOR 2	LAP TIME	MPH	DIFF	TIME OF DAY
1 -		32.922	1:24.558	61.98	9.891	16:33:07.257
2 -	41.703	33.110	1:14.813 (2)	70.06	0.146	16:34:22.070
3 -	41.708	32.959	1:14.667 (1)	70.19		16:35:36.737
4 -	41.196	33.860	1:15.056	69.83	0.389	16:36:51.793
5 -	41.547	33.909	1:15.456	69.46	0.789	16:38:07.249
6 -	41.970	33.785	1:15.755	69.19	1.088	16:39:23.004
7 -	41.910	33.074	1:14.984 (3)	69.90	0.317	16:40:37.988
8 -	41.460	33.777	1:15.237	69.66	0.570	16:41:53.225
9 -	41.949	34.657	1:16.606	68.42	1.939	16:43:09.831
10 -	41.574	33.715	1:15.289	69.61	0.622	16:44:25.120
11 -	42.241	33.979	1:16.220	68.76	1.553	16:45:41.340

P20 71 YPM Tess BICKERSTAFF			Yamaha TZR250 - Len Whalin			
IDEAL LAP TIME : 1:21.391		BEST LAP TIME : 1:22.745		DIFFERENCE : 1.354		
LAP	SECTOR 1	SECTOR 2	LAP TIME	MPH	DIFF	TIME OF DAY
1 -		35.434	1:29.986	58.24	7.241	16:33:12.685
2 -	45.957	36.788	1:22.745 (1)	63.34		16:34:35.430
3 -	46.363	36.909	1:23.272 (2)	62.94	0.527	16:35:58.702
4 -	46.990	37.744	1:24.734 (3)	61.85	1.989	16:37:23.436
5 -	49.410	38.276	1:27.686	59.77	4.941	16:38:51.122
6 -	46.951	37.822	1:24.773	61.83	2.028	16:40:15.895
7 -	47.688	38.364	1:26.052	60.91	3.307	16:41:41.947
8 -	47.193	39.695	1:26.888	60.32	4.143	16:43:08.835
9 -	48.665	39.241	1:27.906	59.62	5.161	16:44:36.741
10 -	49.465	37.368	1:26.833	60.36	4.088	16:46:03.574

BMCRC - MRO Championships 2024 - Rnd 2 @ Pembrey

DFDS Yamaha Past Masters & BMCRC Formula 400

RACE 19 - SECTOR ANALYSIS



SECTOR 1 = FL to I1, SECTOR 2 = I1 to FL, DIFF = Difference To Personal Best Lap, P = Crossed Finish Line in Pit Lane, D = Time Disallowed

P21 72 YPM_C John HAMILTON			Yamaha TRZ250 - LW Racing			
IDEAL LAP TIME : 1:08.815		BEST LAP TIME : 1:09.172		DIFFERENCE : 0.357		
LAP	SECTOR 1	SECTOR 2	LAP TIME	MPH	DIFF	TIME OF DAY
1 -		31.894	1:17.884	67.29	8.712	16:33:00.583
2 -	38.225	30.947	1:09.172 (1)	75.77		16:34:09.755
3 -	38.610	31.288	1:09.898	74.98	0.726	16:35:19.653
4 -	38.629	31.123	1:09.752	75.14	0.580	16:36:29.405
5 -	37.868	31.476	1:09.344 (2)	75.58	0.172	16:37:38.749
6 -	37.982	31.438	1:09.420 (3)	75.50	0.248	16:38:48.169
7 -	38.376	31.499	1:09.875	75.01	0.703	16:39:58.044
8 -	38.872	31.257	1:10.129	74.74	0.957	16:41:08.173
9 -	38.849	31.444	1:10.293	74.56	1.121	16:42:18.466
10 -	39.125	32.946	1:12.071	72.72	2.899	16:43:30.537

P22 70 YPM Andrew BURSCOUGH			Yamaha YPVS 350 - Mad biker designs/Martitanium			
IDEAL LAP TIME : 1:07.308		BEST LAP TIME : 1:07.665		DIFFERENCE : 0.357		
LAP	SECTOR 1	SECTOR 2	LAP TIME	MPH	DIFF	TIME OF DAY
1 -		30.013	1:14.126	70.71	6.461	16:32:56.825
2 -	37.383	30.359	1:07.742 (2)	77.37	0.077	16:34:04.567
3 -	37.295	30.370	1:07.665 (1)	77.46		16:35:12.232
4 -	51.552	34.668	1:26.220 (3)	60.79	18.555	16:36:38.452

BMCRC - MRO Championships 2024 - Rnd 2 @ Pembrey

DFDS Yamaha Past Masters & BMCRC Formula 400

RACE 19 - BEST SECTORS

SECTOR 1			SECTOR 2			IDEAL / BEST COMPARISON						
POS	NO	NAME	TIME	NO	NAME	TIME	POS	NO	NAME	IDEAL	BEST	DIFF
									PERFECT LAP	1:03.388		
1	51	WHOLEY	35.100	51	WHOLEY	28.288	1	51	WHOLEY	1:03.388	1:03.388	0.000
2	45	MACKENZIE	35.504	45	MACKENZIE	29.048	2	45	MACKENZIE	1:04.552	1:04.552	0.000
3	95	MARSHALL	36.197	95	MARSHALL	29.098	3	95	MARSHALL	1:05.295	1:05.453	0.158
4	30	COOPER	36.548	27	HAYWARD	29.451	4	30	COOPER	1:06.033	1:06.070	0.037
5	12	WATT	36.549	30	COOPER	29.485	5	27	HAYWARD	1:06.148	1:06.425	0.277
6	26	LEE (ALSO F400_S)	36.674	90	RAPA	29.511	6	90	RAPA	1:06.208	1:06.370	0.162
7	27	HAYWARD	36.697	26	LEE (ALSO F400_S)	29.838	7	26	LEE (ALSO F400_S)	1:06.512	1:06.712	0.200
8	90	RAPA	36.697	12	WATT	30.004	8	12	WATT	1:06.553	1:06.560	0.007
9	161	LAYTON	37.196	70	BURSCOUGH	30.013	9	161	LAYTON	1:07.229	1:07.244	0.015
10	70	BURSCOUGH	37.295	161	LAYTON	30.033	10	70	BURSCOUGH	1:07.308	1:07.665	0.357
11	333	STUBBERFIELD	37.421	333	STUBBERFIELD	30.441	11	333	STUBBERFIELD	1:07.862	1:08.243	0.381
12	72	HAMILTON	37.868	37	NORTHOVER	30.466	12	37	NORTHOVER	1:08.604	1:09.000	0.396
13	37	NORTHOVER	38.138	60	GOUGH	30.912	13	72	HAMILTON	1:08.815	1:09.172	0.357
14	52	FLUX	38.211	73	TURNER	30.941	14	60	GOUGH	1:09.167	1:09.264	0.097
15	60	GOUGH	38.255	72	HAMILTON	30.947	15	73	TURNER	1:09.276	1:09.276	0.000
16	73	TURNER	38.335	52	FLUX	31.172	16	52	FLUX	1:09.383	1:09.690	0.307
17	84	ELLISON	38.984	17	BATE	31.246	17	17	BATE	1:10.359	1:10.359	0.000
18	17	BATE	39.113	84	ELLISON	32.047	18	84	ELLISON	1:11.031	1:11.274	0.243
19	55	MANSON-CHUBB	40.639	55	MANSON-CHUBB	32.318	19	55	MANSON-CHUBB	1:12.957	1:13.455	0.498
20	46	MARSHALL	41.196	46	MARSHALL	32.922	20	46	MARSHALL	1:14.118	1:14.667	0.549
21	71	BICKERSTAFF	45.957	71	BICKERSTAFF	35.434	21	71	BICKERSTAFF	1:21.391	1:22.745	1.354
22							22	67	HARVEY		1:06.557	
23												

BMCRC - MRO Championships 2024 - Rnd 2 @ Pembrey

DFDS Yamaha Past Masters & BMCRC Formula 400

RACE 19 - STATISTICS

Competitors Started 23
Planned Start 2024-04-14 @ 16:30:00.000
Actual Start 2024-04-14 @ 16:31:42.698
Finish Time 2024-04-14 @ 16:44:42.948
Track Length 1.4560mi.
Total Laps 246
Total Distance Covered 358.1760mi.

Session Fastest Lap History

NO	CL	NAME	LAP TIME	TIME OF DAY	LAP	VEHICLE
51	YPM	Kevin WHOLEY	1:04.064	16:33:55.629	2	Yamaha TZR
51	YPM	Kevin WHOLEY	1:03.388	16:36:03.219	4	Yamaha TZR

Session Leader History

NO	CL	NAME	FROM LAP	LAPS LED	DISTANCE	VEHICLE
51	YPM	Kevin WHOLEY	1	12	17.47 miles	Yamaha TZR

Flag History

TYPE	TIME OF DAY
GREEN	16:31:42.698
FINISH	16:44:42.948

Flag Statistics

TYPE	COUNT	TOTAL LAPS	TOTAL TIME
Green	1	12	14:26.003
Red	0	0	0.000
Safety Car	0	0	0.000
FCY	0	0	0.000

BMCRC - MRO Championships 2024 - Rnd 2 @ Pembrey

DFDS Yamaha Past Masters & BMCRC Formula 400

RACE 19 - STATISTICS

CLASS : F400_M

3 Starters

Fastest Lap History

NO	NAME	LAP TIME	TIME OF DAY	LAP	VEHICLE
45	Marley MACKENZIE	1:04.881	16:33:57.477	2	
45	Marley MACKENZIE	1:04.552	16:35:02.029	3	

Leader History

NO	NAME	FROM LAP	LAPS LED	DISTANCE	VEHICLE
45	Marley MACKENZIE	1	12	17.47 miles	

BMCRC - MRO Championships 2024 - Rnd 2 @ Pembrey

DFDS Yamaha Past Masters & BMCRC Formula 400

RACE 19 - STATISTICS

CLASS : F400_S

4 Starters

Fastest Lap History

NO	NAME	LAP TIME	TIME OF DAY	LAP	VEHICLE
90	Steve RAPA	1:08.517	16:34:05.080	2	Honda RVF400 (BRUCE)
12	Kade WATT	1:08.065	16:34:05.466	2	Kawasaki NINJA 400
12	Kade WATT	1:07.576	16:35:13.042	3	Kawasaki NINJA 400
90	Steve RAPA	1:06.792	16:36:19.892	4	Honda RVF400 (BRUCE)
90	Steve RAPA	1:06.575	16:37:26.468	5	Honda RVF400 (BRUCE)
12	Kade WATT	1:06.560	16:37:26.892	5	Kawasaki NINJA 400
90	Steve RAPA	1:06.370	16:41:55.663	9	Honda RVF400 (BRUCE)

Leader History

NO	NAME	FROM LAP	LAPS LED	DISTANCE	VEHICLE
90	Steve RAPA	1	2	2.91 miles	Honda RVF400 (BRUCE)
12	Kade WATT	3	1	1.45 miles	Kawasaki NINJA 400
90	Steve RAPA	4	4	5.82 miles	Honda RVF400 (BRUCE)
12	Kade WATT	8	1	1.45 miles	Kawasaki NINJA 400
90	Steve RAPA	9	4	5.82 miles	Honda RVF400 (BRUCE)

BMCRC - MRO Championships 2024 - Rnd 2 @ Pembrey

DFDS Yamaha Past Masters & BMCRC Formula 400

RACE 19 - STATISTICS

CLASS : F400_S/R

2 Starters

Fastest Lap History

NO	NAME	LAP TIME	TIME OF DAY	LAP	VEHICLE
37	Jonny NORTHOVER	1:09.337	16:34:08.013	2	Honda CBR400RR
37	Jonny NORTHOVER	1:09.000	16:37:36.790	5	Honda CBR400RR

Leader History

NO	NAME	FROM LAP	LAPS LED	DISTANCE	VEHICLE
37	Jonny NORTHOVER	1	12	17.47 miles	Honda CBR400RR

BMCRC - MRO Championships 2024 - Rnd 2 @ Pembrey

DFDS Yamaha Past Masters & BMCRC Formula 400

RACE 19 - STATISTICS

CLASS : YPM

7 Starters

Fastest Lap History

NO	NAME	LAP TIME	TIME OF DAY	LAP	VEHICLE
51	Kevin WHOLEY	1:04.064	16:33:55.629	2	Yamaha TZR
51	Kevin WHOLEY	1:03.388	16:36:03.219	4	Yamaha TZR

Leader History

NO	NAME	FROM LAP	LAPS LED	DISTANCE	VEHICLE
51	Kevin WHOLEY	1	12	17.47 miles	Yamaha TZR

BMCRC - MRO Championships 2024 - Rnd 2 @ Pembrey

DFDS Yamaha Past Masters & BMCRC Formula 400

RACE 19 - STATISTICS

CLASS : YPM_C

6 Starters

Fastest Lap History

NO	NAME	LAP TIME	TIME OF DAY	LAP	VEHICLE
60	Danny GOUGH	1:09.264	16:34:09.167	2	Yamaha TZR 250
72	John HAMILTON	1:09.172	16:34:09.789	2	Yamaha TRZ250
333	Mark STUBBERFIELD	1:08.586	16:35:20.961	3	Yamaha TZR250
333	Mark STUBBERFIELD	1:08.243	16:36:29.205	4	Yamaha TZR250

Leader History

NO	NAME	FROM LAP	LAPS LED	DISTANCE	VEHICLE
60	Danny GOUGH	1	5	7.28 miles	Yamaha TZR 250
333	Mark STUBBERFIELD	6	4	5.82 miles	Yamaha TZR250
60	Danny GOUGH	10	1	1.45 miles	Yamaha TZR 250
333	Mark STUBBERFIELD	11	2	2.91 miles	Yamaha TZR250

BMCRC - MRO Championships 2024 - Rnd 2 @ Pembrey

DFDS Yamaha Past Masters & BMCRC Formula 400

RACE 19 - STATISTICS

CLASS : YPM_R

1 Starters

Fastest Lap History

NO	NAME	LAP TIME	TIME OF DAY	LAP	VEHICLE
84	Bert ELLISON	1:13.478	16:34:17.908	2	Yamaha TZR250
84	Bert ELLISON	1:12.834	16:36:44.658	4	Yamaha TZR250
84	Bert ELLISON	1:12.062	16:37:56.719	5	Yamaha TZR250
84	Bert ELLISON	1:11.802	16:40:20.957	7	Yamaha TZR250
84	Bert ELLISON	1:11.605	16:42:46.933	9	Yamaha TZR250
84	Bert ELLISON	1:11.274	16:43:58.207	10	Yamaha TZR250

Leader History

NO	NAME	FROM LAP	LAPS LED	DISTANCE	VEHICLE
84	Bert ELLISON	1	11	16.01 miles	Yamaha TZR250